



Solutions for Education

Today's rapidly changing educational landscape demands intelligent, easy-to-use technology that inspires new ways of thinking. At Epson, we have over 40 years of experience developing groundbreaking education tools to help engage students, promote collaboration and support faculty and administrators. From the classroom to the administrative office, our cost-effective and versatile Brighter Futures® solutions will help you shape your curriculum and drive the future of education at your institution.

Designed for the Classroom and Beyond

Enhance every student's learning experience with dynamic, user-friendly imaging technology that invites participation and engages viewers in any environment, whether it's a classroom, study space, lecture hall, lab, athletic facility or gymnasium. From advanced displays to projectors, printers to scanners, Epson's comprehensive suite of education solutions will meet any need.

Budget-Friendly Solutions

We understand the strategic planning that goes into budget initiatives — that's why our Brighter Futures program goes beyond special pricing. Our products deliver outstanding ROI,

tremendous scalability and easy integration with existing infrastructure and systems to help institutions achieve a better bottom line. Find the latest pricing information online at www.epson.com/edguide

Reliability You Can Count On

Our products are designed to work day in and day out to serve students, faculty, staff and guests at your institution. Offering decades of road-tested reliability, Epson® education solutions are backed by one of the world's finest customer care programs, with service and support that go the extra mile.



Table of Contents

4 Projectors and Displays

- 5 Display Size Makes a Difference in the Classroom
- 7 Epson Technology Advantages
- 8 Epson Laser Projection Technology
- 9 Large Venue Projectors
- 12 Optional Ultra Short-Throw Lenses
- 13 Large Venue Projectors — Optional Lenses
- 14 Interactive Display Solutions
- 15 Interactive Displays
- 16 Ultra Short-Throw Displays
- 18 Projectors for Large Rooms and Rooms with High Ambient Light
- 19 Laser Projectors for Large Rooms and Rooms with High Ambient Light
- 20 Advanced Networking Classroom Projectors with 1.6x Optical Zoom
- 21 Ultra Portable and Travel-Friendly Projectors
- 22 Advanced Connectivity Classroom Projectors
- 23 Long-Throw Laser Projectors
- 24 Short-Throw Projectors
- 25 Budget-Friendly Classroom Projectors

30 Document Cameras

- 31 Easy-to-Use Document Cameras

32 Printers

- 33 Supertank MFPs and Printers for Classrooms
- 34 Classroom and Workgroup Printers
- 36 High-Volume/Wide-Format Distributed Printing for Offices, Libraries and Media Centers
- 37 Ultra High-Speed Multifunction Network Printers
- 39 Large-Format Single and Multifunction Graphics Printers

40 Scanners

- 41 Document Scanners for Staff on the Go
- 42 Document Scanners for Records, Grading, Forms and More
- 43 Document Scanners for High-Speed, High-Volume Scanning
- 44 Photo and Graphic Arts Scanners

46 Find Your Sales Representative

Projectors and Displays



Large Venue Projectors



Interactive Displays



Short-Throw Displays



Advanced Networking Projectors

Whether you're searching for state-of-the-art laser displays, networked classroom projectors or visual solutions for larger rooms and venues, Epson offers a comprehensive lineup of displays and projectors that are designed to connect students and teachers in ways never before imagined.

We understand that — just as no two students are alike — each classroom and learning environment offers a unique space for exploration and understanding. From interactive whiteboarding solutions that make collaborative, personalized learning a regular part of instruction to high-brightness, large venue products for well-lit spaces, Epson is education's ideal choice for projection technology.

Image projected onto basketball court using Epson Pro Series 25,000-lumen WUXGA 3LCD laser projectors. Image courtesy of UNLV.

Photo taken by Zak Krill.



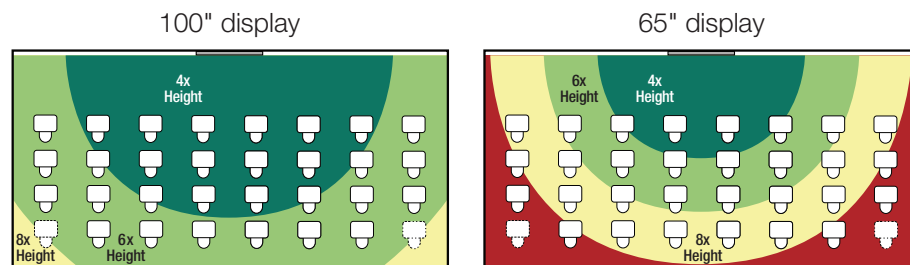


Display Size Makes a Difference in the Classroom

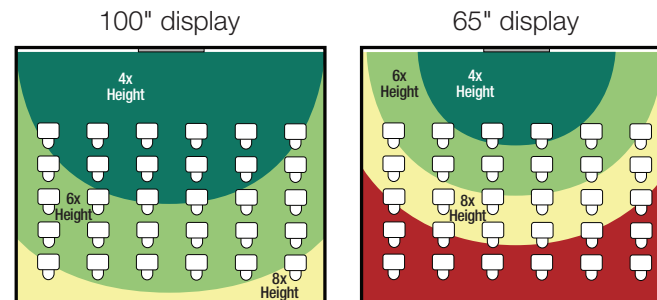
Now more than ever, display size is an essential feature for socially distanced learning spaces. **A recent study shows that 55 percent of viewers cannot read content on a 70" display in an average-sized room¹.** That's why it's important that a classroom display is large enough for every student to clearly see it in an average-sized classroom — and read what's on it from anywhere in the room. For many classrooms, flat panel displays are simply too small to give students optimum readability. In contrast, Epson offers the flexibility to maximize readability for all students. To understand the connection between display size and viewing distance, and for help in making sure your display image size meets your goals, visit www.epson.com/displaysize

Visibility in different rooms and seating arrangements

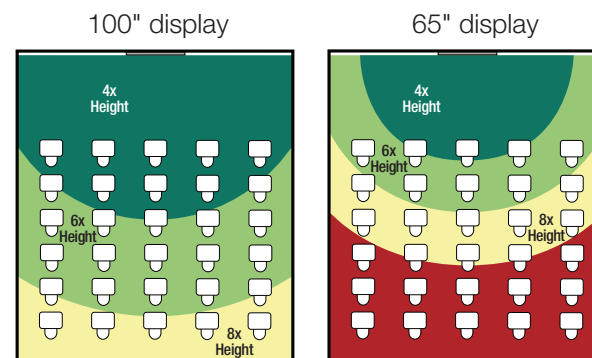
Wide Classroom



Square Classroom



Deep Classroom



LEGEND

- Dark green (acceptable viewing) — within 4x
- Light green (acceptable viewing) — within 6x
- Yellow (caution) — within 8x
- Red (unacceptable viewing) — outside of 4x/6x/8x

For detailed information on why "Display Size Matters" for classrooms, including the 4x/6x/8x Rule, visit www.epson.com/classroomdisplaysize

Determining Optimal Display Sizes for Different Rooms

To optimize visibility, productivity and interaction, consider both room size and use.

GENERAL RULE OF THUMB		
Study Spaces/Seminar Rooms/ Medium-Sized Rooms	Up to 16' long, Active Collaboration	Desktop Equivalent Visibility (DEV)
Large Rooms	Longer than 13', Passive Participation	4x/6x/8x Rule, 4x Multiplier
Lecture Halls	Longer than 18', Passive/Active Blend	4x/6x/8x Rule, 6x Multiplier

Study Spaces, Seminar Rooms and Medium-Sized Rooms

Use the Desktop Equivalent Visibility (DEV) method. The DEV method uses the OSHA standard that sizes monitors for individuals sitting at their desks and transfers this standard to the group meeting space. The key point is that the content being shared needs to migrate over from an individual's viewing experience to a group's active collaboration experience. *Chart 1* provides recommended display sizes based on the DEV standard to optimize the environment for group collaboration.

Large Rooms

Use the 4x portion of the 4x/6x/8x Rule. A room of this size can probably accommodate 15 or more participants, which means it will typically be used for presentations/review (passive participation). *Chart 2* shows acceptable display sizes based on four times (4x) the display height, as noted in the 4x/6x/8x Rule, which is the best standard to use for larger rooms. This enables analytical viewing and critical decision-making, as anticipated by 4x/6x/8x Rule recommendations.

Lecture Halls

Use the 6x portion of the 4x/6x/8x Rule. Lecture halls feature visual displays that are used to share materials developed specifically for large audiences. The ideal viewing in this space, per the 4x/6x/8x Rule, is six times (6x) the display height, which applies to basic viewing/decision-making. *Chart 3* illustrates the applicability of different display sizes in lecture halls at the 6x height parameter.

Chart 1

Display Sizes for Study Spaces, Seminar Rooms and Medium-Sized Rooms

Based on the Desktop Equivalent Visibility (DEV) Method

Viewing Distance (feet)	Typical Room Length (feet)	Minimum Display Size (diagonal inches)	Acceptable Display Sizes					
			55" Display	65" Display	70" Display	80" Display	100" Display	120" Display
6	9-10	54						
6.5-7	9.5-11	59-63						
7.5	10.5-11.5	68						
8-9.5	11-13.5	72-86						
10-12	13-16	90-108						

Not Acceptable

Acceptable

Chart 2

Display Sizes for Large Rooms

Based on 4x the Display Height (4x/6x/8x Rule)

Viewing Distance (feet)	Typical Room Length (feet)	Minimum Display Size (diagonal inches)	Acceptable Display Sizes					
			80" Display	100" Display	120" Display	150" Display	180" Display	200" Display
13-14	16-18	80-86						
15-19	18-23	92-116						
20-24	23-28	122-147						
25-30	28-34	153-184						

Not Acceptable

Acceptable

Chart 3

Display Sizes for Lecture Halls

Based on 6x the Display Height (4x/6x/8x Rule)

Viewing Distance (feet)	Typical Room Length (feet)	Minimum Display Size (diagonal inches)	Acceptable Display Sizes					
			80" Display	100" Display	120" Display	150" Display	180" Display	200" Display
18-19	21-23	73-78						
20-24	23-28	82-98						
25-29	28-33	102-118						
30-36	33-40	122-147						
37-44	40-48	151-179						
45	48-49	184						

Not Acceptable

Acceptable

For more information, visit www.epson.com/displaysize



Epson Technology Advantages

Epson 3-chip, 3LCD technology delivers high color brightness, uncompromising image quality and road-tested reliability, making our visual solutions an ideal fit for any learning space. Plus, they offer large, easy-to-see images and the latest in connectivity and support for Chromebooks, tablets and smartphones².

Wirelessly share content from multiple devices, including Chromebooks

Designed for today's BYOD and 1:1 classrooms, Epson iProjection™ is a robust wireless solution offering true multi-platform support for Chromebooks, PCs and Mac® computers, as well as iOS® and Android™ devices². Students and teachers alike can wirelessly display documents, images, webpages and more from their devices for the entire classroom to see on the big screen. Advanced functionality includes two-way content sharing — available with select Epson models — annotation, real-time mobile camera display and more³.

Plus, Epson iProjection's built-in Moderator feature — available for both mobile devices and computers³ — allows teachers to connect up to 50 devices, then manage and display content from up to four students at a time. It's the perfect tool for sharing a variety of content at once, or for comparing students' work side by side.

And, Epson iProjection for Chromebook™ makes it easy for students to wirelessly share their Chromebook screens with the rest of the class. With full mirroring capabilities, the app allows students to display content from Google Docs™, Google Slides™ and Google Sheets™, as well as Web content from their Chrome™ browser (audio support not available for mirroring).

Find out more, including device compatibility, at www.epson.com/projectorapp

All projected images simulated.





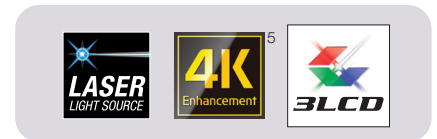
Epson Laser Projection Technology

Virtually maintenance-free laser light source⁴






As a world leader in digital 3LCD projection solutions, Epson continues to drive the future of classroom and projection technology with its full suite of laser displays and projectors. Featuring lamp-free, long-life, laser light engines, Epson laser solutions achieve new levels of performance.

Why choose laser?

- **Breakthrough laser technology** — long-life laser light engine provides up to 20,000 hours of virtually maintenance-free light source life⁴
- **Outstanding color performance** — advanced 3LCD technology consistently delivers exceptional, true-to-life color and amazing brightness you can count on for an array of applications
- **Instant Off®/On** — displays and projectors reach maximum brightness and turn off almost immediately, without having to warm up or cool down
- **Engineered for reliable operation** — ideal for applications requiring continuous projection



Explore Epson Laser Projectors and Displays

Large Venue Laser Projectors	Laser Interactive Displays	Laser Digital Signage Displays	Classroom Laser Projectors	Accent Lighting Laser Projectors
				
High-lumen laser projectors designed for exceptional performance in lecture halls, gymnasiums and more	Full HD, ultra short-throw interactive laser displays for collaborative learning experiences	Bold, rich Full HD laser displays for virtually any signage or presentation need	High-performance laser projectors offering a variety of brightness, connectivity and resolution options	Project dynamic, experiential content for signage, wayfinding, branding and promotions



Large Venue Projectors

Designed for exceptional performance, Epson Pro Series large venue installation projectors are powerful solutions for virtually all large spaces, including auditoriums, lecture halls, event centers, cafeterias, stadiums and more. These large venue laser projectors feature high lumens for bright, colorful images and utilize advanced display technologies to create immersive experiences that will captivate any audience.

Visit www.epson.com/largevenue for more information and to compare models.

Why choose Epson for your large venue projection needs?

- **3-chip, 3LCD technology** — for high color brightness
- **Industry-leading service and support** — limited 3-year warranty
- **Epson 4K Enhancement Technology^{5*}** — a revolutionary technology that accepts a 4K signal and enhances the native resolution for output that surpasses Full HD image quality
- **Wide selection of powered lenses with lens memory** — including zero- and negative-offset 0.35 ultra short-throw lenses for shallow spaces**
- **Diverse connectivity options^{*}** — including 3G-SDI, HDBaseT™, HDMI®, DVI-D and wireless
- **Emulation Mode^{6*}** — saves time and money when replacing other manufacturers' projectors
- **Compatible with leading control systems** — such as Crestron®, AMX®, Extron XTP® and DMX/Art-Net^{*}



EB-PU 1000/2000 Series	EB-PU 2100/2200 Series
Laser light source	Laser light source
Up to 6,000 – 10,000 lumens ⁷	Up to 13,000 – 20,000 lumens ⁷
Up to 11 optional powered lenses	Up to 9 optional powered lenses
Up to 20,000 hours virtually maintenance-free laser light source ⁴	Up to 20,000 hours virtually maintenance-free laser light source ⁴

^{*}Specifications vary by model.

^{**}Lens compatibility varies by model. See page 13 for details.

Large Venue Projectors

Delivering up to 20,000 lumens⁷ and extraordinary brightness and performance, the EB-PU2100/2200 Series are lightweight, space-saving, large venue installation laser projectors that feature native Full HD WUXGA* with Epson 4K Enhancement Technology^{5*}. The EB-PU2220 is the world's lightest and smallest 20,000-lumen projector⁸.



MODEL	EB-PU2220B	EB-PU2216B	EB-PU2213B	EB-PU2120W	EB-PU2116W	EB-PU2113W
Product Code	V11HA66820	V11HA67820	V11HA68820	V11HA63920	V11HA64920	V11HA65920
Limited Warranty	3-Year Return-for-Repair					
Service Plan 3-Yr. NBD ^Δ (WUE)** Upgrade***	EPPPRJPU3					
Service Plan 5-Yr. NBD ^Δ (WUE)** Upgrade***	EPPPRJPU20E5	EPPPRJPUE5	EPPPRJPUE5	EPPPRJPU20E5	EPPPRJPUE5	EPPPRJPUE5
Body Color	Black			White		
Resolution	WUXGA with 4K Enhancement Technology ⁵					
Color Brightness (Color Lumens ⁷)	20,000	16,000	13,000	20,000	16,000	13,000
White Brightness (White Lumens ⁷)	20,000	16,000	13,000	20,000	16,000	13,000
Laser Light Source Life	Up to 20,000 hours ⁴					
Dynamic Contrast Ratio	Over 2,500,000:1					
Zoom Lens (Ratio)	See page 13 for lens options					
Mechanical Shutter	Yes			N/A		
SDI (3G) Input/Output	Yes			N/A		
Weight (excluding lens)	53.7 lb	53.3 lb	52.2 lb	53.7 lb	53.5 lb	52.4 lb
Dimensions (excluding feet) (W x D x H)	23.1" x 19.4" x 7.3"					
NFC**** Tag	Yes					
PixAlign™ Camera	Optional					
Wireless Connectivity	Optional					
Interfaces	SDI, HDBaseT, HDMI, DVID-D, VGA			HDBaseT, HDMI, DVID-D, VGA		
Power Supply Voltage	220 V AC	120 V AC	120 V AC	220 V AC	120 V AC	120 V AC

FEATURES

- **Wide selection of powered lenses with lens memory** — including a negative-offset 0.35 ultra short-throw lens for shallow spaces^{*****}
- **Epson 4K Enhancement Technology^{5*}** — a revolutionary technology that accepts a 4K signal and enhances the native resolution for output that surpasses Full HD image quality
- **Versatile connectivity** — supports the full range of inputs, including HDBaseT, HDMI and 3G-SDI* for easy integration with any system
- **Optional attachable PixAlign camera** — provides access to powerful features, including projector stacking assist[†] function, tiling assist^{††} for edge blends, color calibration and screen matching[‡]

RECOMMENDED ACCESSORIES

- Ceiling Mount
V12HA54010 (ELPMB67)
- High Ceiling Suspension Adapter
V12HA55010 (ELPFP15)
- Wireless LAN Module
V12H005A02 (ELPAP11)

See pages 27-29 for product codes and more information.

Epson PreferredSM Plus Extended Service Plans

We offer a variety of plans to:

- Maximize uptime
- Ensure predictable costs
- Provide peace of mind

See page 47 for product codes and more information.

CONNECTIVITY



Product shown is EB-PU2216B.

Visit www.epson.com/support to see the connectivity options for all models listed.

*Specifications vary by model.

**NBD = Next Business Day, WUE = Whole Unit Exchange.

***See individual service plan for details. Additional plans may be available. Check with your reseller for more information.

****NFC requires use of a device that includes NFC and may require additional software.

*****Lens compatibility varies by model.

†Requires Epson external camera for each projector.
††Requires Epson external camera for each projector and the Epson Projector Professional Tool app.

‡Expedited shipping not available in all areas. Orders must be placed and processed by 1 p.m. Pacific Time for Next-Business-Day delivery. See limited warranty or service plan for details.

Large Venue Installation Projectors

Epson's most compact interchangeable-lens laser projectors, offering 6,000 – 10,000 lumens⁷, the EB-PU1000/2000 Series is compatible with a wide selection of optional lenses for extraordinary installation flexibility.* Models include revolutionary Epson 4K Enhancement Technology^{5**} for output that surpasses Full HD. The EB-PU2010 is the world's lightest and smallest 10,000 lumen projector⁹.



MODEL	EB-PU1006W	EB-PU1007W	EB-PU1007B	EB-PU1008W	EB-PU1008B	EB-PU2010W	EB-PU2010B
Product Code	V11HA35920	V11HA34920	V11HA34820	V11HA33920	V11HA33820	V11HA52920	V11HA52820
Limited Warranty	3-Year Next Business Day ^a Whole Unit Exchange						
Extended Service Plans	1-Year NBD ^a (WUE) ^{***} EPPEXPC1 2-Year NBD ^a (WUE) ^{***} EPPEXPC2						
Body Color	White	White	Black	White	Black	White	Black
Native Resolution	WUXGA with 4K Enhancement ⁵ Technology						
Color Brightness (Color Lumens) ⁷	6,000	7,000	7,000	8,500	8,500	10,000	10,000
White Brightness (White Lumens) ⁷	6,000	7,000	7,000	8,500	8,500	10,000	10,000
Zoom Lens (Ratio)	See page 13 for lens options						
NFC ^{****} Tag	Yes						
PixAlign Camera	Optional						
Wireless Connectivity	Optional						
Weight	34.2 lb	36.2 lb	36.2 lb	36.2 lb	36.2 lb	37.5 lb	37.5 lb
Dimensions (including feet) (W x D x H)	21.5" x 17.2" x 6.5"						
Interfaces	HDMI, VGA DVI-D, HDBaseT					SDI, HDMI, VGA DVI-D, HDBaseT	

FEATURES

- **Installation made easy** — interchangeable-lens options, powered lens shift, HDBaseT inputs, 360-degree installation
- **Optional attachable PixAlign camera** — provides access to powerful features, including projector stacking assist[†] function, tiling assist^{††} for edge blends, color calibration and screen matching[†]
- **Epson 4K Enhancement Technology^{5**}** — a revolutionary technology that accepts a 4K signal and enhances the native resolution for output that surpasses Full HD image quality
- **Wide selection of powered lenses with lens memory** — including a zero-offset 0.35 ultra short-throw lens for shallow spaces*
- **Web-based remote management** — control and monitor projector status via a Web browser
- **Industry-leading service and support** — 3-year limited warranty plus free Next-Business-Day Replacement^a with postage-paid returns

RECOMMENDED ACCESSORIES

- Ceiling Mount
V12HA54010 (ELPMB67)
- High Ceiling
Suspension Adapter
V12HA55010 (ELPFP15)
- Wireless LAN Module
V12H005A02 (ELPAP11)

See pages 27–29 for product codes and more information.

Epson Preferred Plus Extended Service Plans

We offer a variety of plans to:

- Maximize uptime
- Ensure predictable costs
- Provide peace of mind

See page 47 for product codes and more information.

Projector Disclaimers

[†]Requires Epson built-in camera for each projector.

^{††}Requires Epson external camera for each projector and the Epson Projector Professional Tool app.

CONNECTIVITY



Product shown is EB-PU2010W.

Visit www.epson.com/largevenue to see the connectivity options for all models listed.

[†]Lens compatibility varies by model. See page 13 for details.

^{**}Specifications vary by model.

^{***}NBD = Next Business Day, WUE = Whole Unit Exchange.

^{****}NFC requires use of a device that includes NFC and may require additional software.

^aExpedited shipping not available in all areas. Orders must be placed and processed by 1 p.m. Pacific Time for Next-Business-Day delivery. See limited warranty or service plan for details.



Optional Ultra Short-Throw Lenses

Project supersized images using Epson's ultra short-throw lenses. Install the projector just inches from the screen or wall and get huge, bright, crisp projection. Featuring a 0.35 throw ratio and zero offset, the ELPLX01S and ELPLX02S are ideal for installation in narrow or tight spaces. And, wide lens shift gives you even more flexibility when you need it. Both lenses are available in white.



All projected images in this catalog are simulated.

Large Venue Projectors — Optional Lenses

Lenses Compatible with Pro Series Projectors up to 8,500 Lumens

Lens Description	Ultra Short-Throw Lens	Short-Throw Zoom Lens #1	Short-Throw Zoom Lens #2	Wide-Throw Zoom Lens #1	Wide-Throw Zoom Lens #2	Middle-Throw Zoom Lens #1	Middle-Throw Zoom Lens #2	Middle-Throw Zoom Lens #3	Middle-Throw Zoom Lens #4	Long-Throw Zoom Lens
Lens Model	ELPLX01S	ELPLU03S	ELPLU04	ELPLW05	ELPLW06	ELPLM08	ELPLM15	ELPLM10	ELPLM11	ELPLL08
Product Code	V12H004X0A	V12H004UA3	V12H004U04	V12H004W05	V12H004W06	V12H004M08	V12H004M0F	V12H004M0A	V12H004M0B	V12H004L08
Zoom Ratio	1.0x	1.0 – 1.2x	1.0 – 1.2x	1.0 – 1.4x	1.0 – 1.4x	1.0 – 1.6x	1.0 – 1.6x	1.0 – 1.5x	1.0 – 1.5x	1.0 – 1.4x
Throw Ratio (16:10)	0.35	0.65 – 0.78	0.87 – 1.05	1.04 – 1.46	1.62 – 2.22	1.42 – 2.28	2.16 – 3.48	3.32 – 5.06	4.85 – 7.38	7.21 – 10.11
White Version	V12H004Y0A	–	–	–	–	–	–	–	–	–

Lenses Compatible with Pro Series Projectors 9,000 to 20,000 Lumens

Lens Description	Ultra Short-Throw Lens	Short-Throw Zoom Lens #1	Short-Throw Zoom Lens #2	Wide-Throw Zoom Lens #1†	Wide-Throw Zoom Lens #2	Wide-Throw Zoom Lens #3	Middle-Throw Zoom Lens #2	Middle-Throw Zoom Lens #3	Middle-Throw Zoom Lens #4	Long-Throw Zoom Lens
Lens Model	ELPLX02S	ELPLU03S	ELPLU04	ELPLW05	ELPLW06	ELPLW08	ELPLM15	ELPLM10	ELPLM11	ELPLL08
Product Code	V12H004X0B	V12H004UA3	V12H004U04	V12H004W05	V12H004W06	V12H004W08	V12H004M0F	V12H004M0A	V12H004M0B	V12H004L08
Zoom Ratio	1.0x	1.0 – 1.2x	1.0 – 1.2x	1.0 – 1.4x	1.0 – 1.4x	1.0 – 1.4x	1.0 – 1.6x	1.0 – 1.5x	1.0 – 1.5x	1.0 – 1.4x
Throw Ratio (16:10)	0.35	0.48 – 0.57	0.64 – 0.77	0.77 – 1.07	1.19 – 1.62	0.86 – 1.21	1.57 – 2.56	2.42 – 3.71	3.54 – 5.41	5.27 – 7.41
White Version	V12H004Y0B	–	–	–	–	–	–	–	–	–



Epson offers an array of projector lenses to fit all types of applications and requirements.

†Not compatible with EB-PU2100 and 2200 Series projectors.



Interactive Display Solutions

Epson's BrightLink® collaborative display solutions connect people, technology and ideas into one seamless digital experience, facilitating better communication by turning any flat surface into an interactive area. BrightLink is the perfect display solution for classrooms, study spaces, administrative offices and more. Built for today's learning environments, these displays offer whiteboard sharing for local, on-campus collaboration as well as engagement with remote participants anywhere in the world. Epson also offers high-performance, network-ready BrightLink Series interactive displays, available in laser models. The budget-friendly BrightLink offers the lowest-cost image per square inch vs. interactive flat panel displays*. Designed for classrooms, seminar rooms, study spaces and more, these displays provide a fully integrated system that eliminates the need for a dedicated electronic whiteboard. Turn existing dry-erase whiteboards, plain walls and tables into interactive display areas measuring from 60" up to 100" with no extra cost.

For more information, visit www.epson.com/brightlink

BrightLink displays also include a free trial offer for BrightLink GoBoard™ Collaborative Whiteboarding Software. With BrightLink GoBoard, students can actively participate — both remotely and in the classroom — as they collaborate on a shared interactive space. BrightLink GoBoard works alongside popular video communication tools, such as Google Meet™, Zoom and Microsoft Teams®, and supports a variety of file types, including Microsoft® Office documents, PDFs, photos, videos and SMART Notebook® files. Additionally, BrightLink GoBoard allows users to display fully mirrored content from up to 4 devices simultaneously — including Windows® PCs, Chromebooks, and iOS and Android devices — making it easier than ever for participants to share their work.

For more information, visit
www.epson.com/goboard

* Versus comparable interactive flat panel displays measuring 65-inches and above. PMA Research data for 2021 4Q, North America.



Interactive Displays

With images up to 120", these flexible displays breathe new life into ordinary walls and dry-erase boards, eliminating the need for dedicated electronic boards or space-consuming flat panels.

Bright, dynamic and easy to use, BrightLink interactive displays are designed to maximize student collaboration and engagement. Instructors can share presentations — or students' work — from laptops, notebooks, tablets, and iOS and Android mobile devices².



MODEL	Laser			
	BrightLink 725Wi	BrightLink 735Fi	BrightLink 1480Fi	BrightLink 1485Fi
Product Code	V11H998520	V11H997520	V11H921520	V11H919520
Light Source	Laser	Laser	Laser	Laser
Light Source Life (Normal/ECO Hours)	Up to 20,000/30,000 ⁴	Up to 20,000/30,000 ⁴	Up to 20,000/30,000 ⁴	Up to 20,000/30,000 ⁴
Limited Warranty*	5-year**	5-year**	5-year**	5-year**
Service Plans	Shipping Upgrade (1-Yr. NBD*** ⁴) BFEPPSU1, (2-Yr. NBD*** ⁴) BFEPPSU2			
Color Brightness (Color Lumens) ⁷	4,000	3,600	5,000	5,000
White Brightness (White Lumens) ⁷	4,000	3,600	5,000	5,000
Native Resolution	WXGA	1080p	1080p	1080p
Contrast Ratio	Up to 2,500,000:1	Up to 2,500,000:1	Up to 2,500,000:1	Up to 2,500,000:1
Built-in Speaker	16 W	16 W	(2) 8 W	(2) 8 W
Epson iProjection Suite ² (Moderator ³ , Multi-PC, Device Management)	Yes	Yes	Yes	Yes
Wired Connectivity	RJ-45 (Content over IP)			
Wireless Connectivity	Included	Included	Included	Included
Compatible Control Systems	Crestron, AMX, Extron, Control4, PJLink****			
Pens	2 pens included, dual-user support			
Pen Technology	IR, 850 nm	IR, 850 nm	IR, 850 nm	IR, 850 nm
Finger Touch	Optional, up to 6 fingers			Yes, up to 6 fingers
Interactive Pen Functions	Mouse Function (Left/Right Click), Digital Pen, LED Battery Status Indicator			
PC-Free Whiteboard Sharing	Yes	Yes	Yes	Yes
DuoLink Continuous Whiteboard ¹⁰	—	—	—	Yes
Calibration	Automatic or Manual			
Interactive Image Size (Inches)	65 – 100	65 – 100	65 – 100	65 – 100
Interactive Connectivity	USB or LAN	USB or LAN	USB or LAN	USB or LAN
PC-Free Annotation	Yes	Yes	Yes	Yes
PC-Free Digital Whiteboard	Up to 20 pages	Up to 20 pages	Up to 20 pages	Up to 20 pages
Wall-Mounted Control Panel	Yes	—	—	Yes
PC-Free Save, Email, Print	Yes	Yes	Yes	Yes
Included Software	Easy Interactive Tools for PC/Mac, Built-in Annotation Toolbar, Free trial of BrightLink GoBoard Collaborative Whiteboard Software			

FEATURES

- **Fully integrated, pen- and finger-based interactivity** — turns almost any existing dry-erase board or plain wall into an interactive workspace (finger-based interactivity available on select models)
- **Easy content sharing with Epson iProjection** — share images between the big screen and wirelessly connected mobile devices for individualized learning²
- **Brilliant image quality up to 1080p HD** — with up to 5,000 lumens of color brightness and 5,000 lumens of white brightness⁷
- **Wireless support** — display Chromebook, iOS, Android, Mac and PC screens²

RECOMMENDED ACCESSORIES

- Interactive Touch Module V12H007A23
- Ultra Short-Throw Wall Mount V12HA06A05
- Wireless LAN Module V12H005A02 (ELPAP11)
- 100" Whiteboard 16:9 V12H006A02/16:10 V12H831000
- Interactive Pen (orange) V12H773010
- Interactive Pen (blue) V12H774010
- Air Filter for Laser Displays V13H134A43 (ELPAF43)
- Air Filter for 700 Series V13H134A60/1400 Series V13H134A56

See pages 27–29 for product codes and more information.

⁴Expedited shipping not available in all areas. Orders must be placed and processed by 1 p.m. Pacific Time for Next-Business-Day delivery. See limited warranty or service plan for details.

CONNECTIVITY



Product shown is BrightLink 1485Fi. Visit www.epson.com/support to see the connectivity options for all models listed.

*Extended Service Plans may be available. Check with your reseller for more information.
 **Standard limited warranty is 3 years for laser models and 2 years for lamp models. Brighter Futures pricing includes 2-year limited warranty extension for laser models and 1-year for lamp models.
 ***NBD = Next Business Day.
 ****Specifications vary by model.

Ultra Short-Throw Displays

These bright, versatile displays feature built-in ultra short-throw lenses for images up to 100" (diagonal) from as little as 11" away, with minimal shadows and glare. The lamp-based PowerLite 600 Series and laser-based 700/800 Series feature advanced wireless capabilities and connectivity, including laptop, notebook, tablet and mobile device support².



		Laser					
MODEL	PowerLite 685W	PowerLite 720	PowerLite 725W	PowerLite 750F	PowerLite 755F	PowerLite 800F	PowerLite 805F
Product Code	V11H744520	V11HA01520	V11H999520	V11HA08520	V11HA08620	V11H923520	V11H923620
Replacement Lamp Code	V13H010L91	—	—	—	—	—	—
Limited Warranty	3-year*	5-year*	5-year*	5-year*	5-year*	5-year*	5-year*
Service Plans	(1-Yr. NBD ^Δ , WUE)** EPPEXPA1 (2-Yr. NBD ^Δ , WUE)** EPPEXPA2	Shipping Upgrade (1-Yr. NBD ^Δ)** BFEPPSU1 (2-Yr. NBD ^Δ)** BFEPPSU2					
Color Brightness (Color Lumens) ⁷	3,500	3,800	4,000	3,600	3,600	5,000	5,000
White Brightness (White Lumens) ⁷	3,500	3,800	4,000	3,600	3,600	5,000	5,000
Native Resolution	WXGA	XGA	WXGA	1080p	1080p	1080p	1080p
Contrast Ratio	Up to 14,000:1	2,500,000:1	2,500,000:1	Dynamic: Up to 2,500,000:1 Native: Up to 1,400:1	Dynamic: Up to 2,500,000:1 Native: Up to 1,400:1	Dynamic: Up to 2,500,000:1 Native: Up to 1,400:1	Dynamic: Up to 2,500,000:1 Native: Up to 1,400:1
Light Source	Lamp	Laser	Laser	Laser	Laser	Laser	Laser
Light Source Life (Normal/ECO Hours)	Up to 5,000/10,000 ¹¹	Up to 20,000/30,000 ⁴	Up to 20,000/30,000 ⁴	Up to 20,000/30,000 ⁴	Up to 20,000/30,000 ⁴	Up to 20,000/30,000 ⁴	Up to 20,000/30,000 ⁴
Built-in Speaker	16 W	16 W	16 W	16 W	16 W	2x 8 W	2x 8 W
Epson iProjection Suite ² (Moderator ³ , Multi-PC, Device Management)	Yes	Yes	Yes	Yes	Yes	Yes	Yes
Wired Network Connectivity	RJ-45 (Content over IP)						
Wireless Network Connectivity	Optional	Included (LAN/Miracast [®])				Optional	
Compatible Control Systems	Crestron, AMX, Extron, Control4, PJLink						

FEATURES

- **Manage your display and send announcements remotely** — easy network connectivity; software included
- **Wireless support** — display Chromebook, iOS, Android, Mac and PC screens²
- **Up to 3x HDMI ports** — supports high-definition A/V devices, including the latest laptops and Blu-ray Disc™ and media players
- **Long-life displays** — lamp-based models last up to 10,000 hours in ECO Mode¹¹; laser models offer up to 20,000 hours of light source life⁴

RECOMMENDED ACCESSORIES

- Ultra Short-Throw Wall Mount (V12HA06A05)
- PowerLite Pilot™ 3 V12H927020
- Wireless LAN Module V12H005A02 (ELPAP11)

See pages 27–29 for product codes and more information.

Epson Preferred Plus Extended Service Plans

We offer a variety of plans to:

- Maximize uptime
- Ensure predictable costs
- Provide peace of mind

See page 47 for product codes and more information.

CONNECTIVITY



Product shown is PowerLite 725W. Visit www.epson.com/support to see the connectivity options for all models listed.

^{*}Standard limited warranty is 3 years for laser models and 2 years for lamp models. Brighter Futures pricing includes 2-year limited warranty extension for laser models and 1-year for lamp models.

^{**}NBD = Next Business Day, WUE = Whole Unit Exchange.

^ΔExpedited shipping not available in all areas. Orders must be placed and processed by 1 p.m. Pacific Time for Next-Business-Day delivery. See limited warranty or service plan for details.



Creative Studio



HOME



ABOUT US



BLOG



CONTACT



WELCOME

[Read More](#)

Projectors for Large Rooms and Rooms with High Ambient Light

The portable PowerLite 2250U brings stunning, high-definition images to medium- and large-sized classrooms and lecture spaces. It offers easy installation and optional enterprise-level wireless security, along with optional Miracast for screen mirroring from mobile devices.



MODEL	PowerLite 2250U
Product Code	V11H871020
Replacement Lamp Code	V13H010L95
Limited Warranty	3-Year Next Business Day ^Δ Whole Unit Exchange
Extended Service Plans	1-Year NBD ^Δ (WUE)* EPPEXPB1, 2-Year NBD ^Δ (WUE)* EPPEXPB2
Color Brightness (Color Lumens) ⁷	5,000
White Brightness (White Lumens) ⁷	5,000
Native Resolution ¹²	Full HD WUXGA
Contrast Ratio	Up to 15,000:1
Light Source	Lamp
Light Source Life (Normal/ECO Hours) ¹¹	Up to 5,000/10,000
Built-in Speaker	16 W
Epson iProjection Suite ² (Moderator ³ , Multi-PC, Device Management)	Yes
Wired Connectivity	RJ-45 (Content over IP)
Wireless Connectivity	Optional
Compatible Control Systems	Crestron, AMX, Extron, Control4

FEATURES

- **Extraordinary versatility** — small enough for moving from room to room; features a full array of connectivity options, including 2x HDMI, MHL^{®13}, VGA, RJ-45 and more
- **Robust networking with optional wireless** — enterprise-level security for peace of mind; compatible with WPA, WPA2-PSK and WPA2-EAP security protocols
- **Simultaneously display and control multiple device screens** — wirelessly share content from up to four devices with Epson iProjection's built-in Moderator feature³
- **Easy wireless content sharing** — share images between the screen and wirelessly connected laptops, notebooks, tablets and iOS and Android devices²

RECOMMENDED ACCESSORIES

- Universal Projector Mount Kit V12H808001 (ELPMBPJG)
- Wireless LAN Module V12H731P02 (ELPAP11)
- Replacement Air Filter for PowerLite 2250U V13H134A41 (ELPAF41)

See pages 27–29 for product codes and more information.

Epson Preferred Plus Extended Service Plans

We offer a variety of plans to:

- Maximize uptime
- Ensure predictable costs
- Provide peace of mind

See page 47 for product codes and more information.

CONNECTIVITY



Product shown is PowerLite 2250U. Visit www.epson.com/support to see the connectivity options for all models listed.

*NBD = Next Business Day, WUE = Whole Unit Exchange.

^ΔExpedited shipping not available in all areas. Orders must be placed and processed by 1 p.m. Pacific Time for Next-Business-Day delivery. See limited warranty or service plan for details.

Laser Projectors for Large Rooms and Rooms with High Ambient Light

Featuring a lamp-free, virtually maintenance-free laser light source for up to 20,000 hours⁴. Ideal for medium- and large-sized classrooms and training halls, all models feature HDBaseT for easy installation. Enterprise-level wireless security is also available on select models, or by purchasing an optional wireless LAN module.



MODEL	PowerLite L520W	PowerLite L520U	PowerLite L530U	PowerLite L630U	PowerLite L730U	PowerLite L735U	PowerLite L630SU	PowerLite L635SU
Product Code	V11HA31020	V11HA30020	V11HA27020	V11HA26020	V11HA25020	V11HA25120	V11HA29020	V11HA29120
Light Source	Laser							
Limited Warranty	5-Year							
Service Plans*	Shipping Upgrade (1-Yr. NBD ^a)** BFEPPSU1, (2-Yr. NBD ^a)** BFEPPSU2							
Color Brightness (Color Lumens) ⁷	5,200	5,200	5,200	6,200	7,000	7,000	6,000	6,000
White Brightness (White Lumens) ⁷	5,200	5,200	5,200	6,200	7,000	7,000	6,000	6,000
Native Resolution	WXGA	WUXGA	WUXGA	WUXGA	WUXGA	WUXGA	WUXGA	WUXGA
Weight	16.1 lb	17.0 lb	18.1 lb	18.5 lb	18.5 lb	18.5 lb	18.5 lb	18.5 lb
Contrast Ratio (up to)	2,500,000:1							
Zoom Lens (Ratio)	1.0 – 1.6x Optical						1.00 – 1.35x Digital	
Light Source Life Cycle up to (Normal/ECO Hours)	20,000 ⁴							
Epson iProjection Suite (Moderator ³ , Multi-PC, Device Management) ²	Yes							
Lens Shift (Vertical and Horizontal)	–	–	Yes					
Wireless Connectivity	Optional (802.11 b/g/n)***		Included (802.11 b/g/n/a/ac)***, 2.4 GHz and 5 GHz					

FEATURES

- **Breakthrough laser technology** — features a laser light source of up to 20,000 hours⁴; plus Instant Off/On
- **Short-throw projection option** — 6,000-lumen projector models with 0.8:1 throw ratio for added installation flexibility
- **Wireless networking with enterprise-level security** — plus wireless content sharing with Epson iProjection²; available on select models or with optional LAN module where indicated
- **Advanced installation features** — 360-degree flexibility and geometric correction tools such as horizontal and vertical keystone, arc correction, Quick Corner[®] and more

RECOMMENDED ACCESSORIES

- Universal Projector Kit V12H808001 (ELPMBPJG)
- Wireless LAN Module V12H731P02 (ELPAP11)
- Replacement Air Filter V13H134A56 (ELPAF56)
- HDBaseT Transmitter V12H547020

See pages 27–29 for product codes and more information.

Epson Preferred Plus Extended Service Plans

We offer a variety of plans to:

- Maximize uptime
- Ensure predictable costs
- Provide peace of mind

See page 47 for product codes and more information.

CONNECTIVITY



Product shown is PowerLite L735U. Visit www.epson.com/support to see the connectivity options for all models listed.

*See individual service plan for details. Other plans may be available. Check with your reseller for more information.

**NBD = Next Business Day.

***Wi-Fi CERTIFIED™; level of performance subject to the range of the router being used.

⁴Expedited shipping not available in all areas. Orders must be placed and processed by 1 p.m. Pacific Time for Next-Business-Day delivery. See limited warranty or service plan for details.

Advanced Networking Classroom Projectors with 1.6x Optical Zoom

These advanced standard-throw projectors include 1.6x optical zoom lenses for flexible placement, plus premium audio and networking features. They also include two HDMI inputs to support multiple high-definition A/V devices and a microphone input.



MODEL	PowerLite U50	PowerLite 982W	PowerLite 992F
Product Code	V11H952020	V11H987020	V11H988020
Replacement Lamp Code	V13H010L97	V13H010L97	V13H010L97
Limited Warranty	3-Year Next Business Day ^Δ Whole Unit Exchange		
Extended Service Plans	1-Year NBD ^Δ (WUE)* EPPEXPA1, 2-Year NBD ^Δ (WUE)* EPPEXPA2		
Color Brightness (Color Lumens) ⁷	3,700	4,200	4,000
White Brightness (White Lumens) ⁷	3,700	4,200	4,000
Native Resolution ¹²	WUXGA	WUXGA	1080p
Weight	6.8 lb	6.8 lb	6.8 lb
Contrast Ratio	Up to 16,000:1	Up to 16,000:1	Up to 16,000:1
Light Source	Lamp	Lamp	Lamp
Light Source Life (Normal/Medium/ECO Hours) ¹¹	Up to 10,000/-/17,000	Up to 6,500/10,000/17,000	6,500/10,000/17,000
Built-in Speaker	5 W	16 W	16 W
Epson iProjection Suite ² (Moderator ³ , Multi-PC, Device Management)	Yes	Yes	Yes
Wired Connectivity	RJ-45 (Content over IP)		
Wireless Connectivity	Included	Optional	Included
Compatible Control Systems	Crestron, AMX, Extron, Control4		

FEATURES

- **Premium quality and installation flexibility** — up to Full HD WUXGA resolution and up to 1.6x optical zoom for great images, wherever you choose to install the projector
- **Manage projectors and send announcements remotely** — easy network connectivity; software included
- **Simultaneously display and control multiple device screens** — wirelessly share content from up to four devices with Epson iProjection's built-in Moderator feature³
- **Wireless support** — display Chromebook, iOS, Android, Mac and PC screens²

RECOMMENDED ACCESSORIES

- Wireless LAN Module
V12H731P02 (ELPAP11)
- Document Cameras:
DC-07 V12H759020
DC-13 V12H757020
DC-21 V12H758020

See pages 27–29 for product codes and more information.

Epson Preferred Plus Extended Service Plans

We offer a variety of plans to:

- Maximize uptime
- Ensure predictable costs
- Provide peace of mind

See page 47 for product codes and more information.

CONNECTIVITY



Product shown is PowerLite 992F. Visit www.epson.com/support to see the connectivity options for all models listed.

*NBD = Next Business Day, WUE = Whole Unit Exchange.
^ΔExpedited shipping not available in all areas. Orders must be placed and processed by 1 p.m. Pacific Time for Next-Business-Day delivery. See limited warranty or service plan for details.

Ultra Portable and Travel-Friendly Projectors

These ultra lightweight, thin and bright mobile projectors offer powerful performance in a super-slim design. And, they include built-in tools for quick and simple setup virtually anywhere. Get amazing performance, ease of use and brilliant output — all from these ultra portable projectors.



MODEL	PowerLite 1785W	PowerLite 1795F
Product Code	V11H793020	V11H796020
Replacement Lamp Code	V13H010L94	V13H010L94
Limited Warranty	3-Year Next Business Day ^Δ Whole Unit Exchange	
Extended Service Plans	1-Year NBD ^Δ (WUE)* EPPEXPA1, 2-Year NBD ^Δ (WUE)* EPPEXPA2	
Color Brightness (Color Lumens) ⁷	3,200	3,200
White Brightness (White Lumens) ⁷	3,200	3,200
Native Resolution ¹²	WXGA	1080p
Weight	4.0 lb	4.0 lb
Contrast Ratio	Up to 10,000:1	Up to 10,000:1
Light Source	Lamp	Lamp
Light Source Life (Normal/ECO Hours) ¹¹	Up to 4,000/7,000	Up to 4,000/7,000
Built-in Speaker	1 W	1 W
Epson iProjection Suite ² (Moderator ³ , Multi-PC, Device Management)	Yes	Yes
Wired Connectivity	—	—
Wireless Connectivity	Included	Included

FEATURES

- **Portable, lightweight and travel friendly** — projectors weigh just 4 lb
- **Wireless support** — display Chromebook, iOS, Android, Mac and PC screens²
- **Easy setup and image adjustments** — Auto Screen Fit, Auto Power On, Auto Vertical Keystone Correction

RECOMMENDED ACCESSORIES

- ES1000 Screen
V12H002S4Y
- ES3000 Screen
V12H002S3Y
- Document Cameras:
DC-07 V12H759020
DC-13 V12H757020
DC-21 V12H758020

See pages 27–29 for product codes and more information.

Epson Preferred Plus Extended Service Plans

We offer a variety of plans to:

- Maximize uptime
- Ensure predictable costs
- Provide peace of mind

See page 47 for product codes and more information.

CONNECTIVITY



Product shown is PowerLite 1795F. Visit www.epson.com/support to see the connectivity options for all models listed.

*NBD = Next Business Day, WUE = Whole Unit Exchange.
^ΔExpedited shipping not available in all areas. Orders must be placed and processed by 1 p.m. Pacific Time for Next-Business-Day delivery. See limited warranty or service plan for details.

Advanced Connectivity Classroom Projectors

These standard-throw projectors include premium connectivity features that give teachers and administrators more device control, with two HDMI inputs to support multiple high-definition A/V devices and a microphone input, plus built-in audio.



MODEL	PowerLite 118	PowerLite 119W	PowerLite 1288
Product Code	V11HA03020	V11H985020	V11H978120
Replacement Lamp Code	V13H010L97	V13H010L97	V13H010L97
Limited Warranty	3-Year Next Business Day ^A Whole Unit Exchange		
Extended Service Plans	1-Year NBD ^A (WUE)* EPPEXPA1, 2-Year NBD ^A (WUE)* EPPEXPA2		
Color Brightness (Color Lumens) ⁷	3,800	4,000	4,000
White Brightness (White Lumens) ⁷	3,800	4,000	4,000
Native Resolution ¹²	XGA	WXGA	1080p
Contrast Ratio	Up to 16,000:1	Up to 16,000:1	Up to 16,000:1
Light Source	Lamp	Lamp	Lamp
Light Source Life (Normal/Medium/ECO Hours) ¹¹	Up to 8,000/10,000/17,000	Up to 8,000/10,000/17,000	Up to 5,500/-/10,000
Built-in Speaker	16 W	16 W	16 W
Epson iProjection Suite ² (Moderator ³ , Multi-PC, Device Management)	Yes	Yes	Yes
Wired Connectivity	RJ-45 (Content over IP)		—
Wireless Connectivity	Optional		Included
Compatible Control Systems	Crestron, AMX, Extron, Control4		—

FEATURES

- **Impressive image quality** — available in native XGA, WXGA and 1080p resolutions
- **Simultaneously display and control multiple device screens** — wirelessly share content from up to four devices with Epson iProjection's built-in Moderator feature³
- **Manage projectors and send announcements remotely** — easy network connectivity; software included
- **Wireless support** — display Chromebook, iOS, Android, Mac and PC screens²

RECOMMENDED ACCESSORIES

- Wireless LAN Module V12H731P02 (ELPAP11)
- Document Cameras:
DC-07 V12H759020
DC-13 V12H757020
DC-21 V12H758020
- ES3000 Screen V12H002S3Y

See pages 27–29 for product codes and more information.

Epson Preferred Plus Extended Service Plans

We offer a variety of plans to:

- Maximize uptime
- Ensure predictable costs
- Provide peace of mind

See page 47 for product codes and more information.

CONNECTIVITY



Product shown is PowerLite 1288. Visit www.epson.com/support to see the connectivity options for all models listed.

*NBD = Next Business Day, WUE = Whole Unit Exchange.

^AExpedited shipping not available in all areas. Orders must be placed and processed by 1 p.m. Pacific Time for Next-Business-Day delivery. See limited warranty or service plan for details.

Long-Throw Laser Projectors

Laser focused on education and offering an eye-catching display size over 2.5 times larger than 75" flat panels, these innovative laser displays make it easy to share bright, easy-to-read images that keep students engaged from nearly anywhere in the room.



MODEL	PowerLite L200X	PowerLite L200W	PowerLite L250F	PowerLite L255F
Product Code	V11H992020	V11H991020	V11HA17020	V11HA17120
Replacement Lamp Code	Laser	Laser	Laser	Laser
Limited Warranty*	5-year	5-year	5-year	5-year
Service Plans	Shipping Upgrade (1-Yr. NBD ^a)** BFEPPSU1 (2-Yr. NBD ^a)** BFEPPSU2			
Color Brightness (Color Lumens) ⁷	4,200	4,200	4,500	4,500
White Brightness (White Lumens) ⁷	4,200	4,200	4,500	4,500
Native Resolution ¹²	XGA	WXGA	1080p	1080p
Contrast Ratio	Up to 2,500,000:1	Up to 2,500,000:1	Up to 2,500,000:1	Up to 2,500,000:1
Light Source	Laser	Laser	Laser	Laser
Light Source Life (Normal/ECO Hours) ⁴	20,000 hours	20,000 hours	20,000 hours	20,000 hours
Built-in Speaker	16 W	16 W	16 W	16 W
Epson iProjection Suite ² (Moderator ³ , Multi-PC, Device Management)	Yes	Yes	Yes	Yes
Wired Connectivity	RJ-45 (Content over IP)			
Wireless Connectivity	Included			
Compatible Control Systems	Crestron, AMX, Extron		Crestron, AMX, Extron, Art-Net, PJLink	

FEATURES

- **Low maintenance** — virtually maintenance-free 20,000-hour laser light source with no lamps to replace⁴
- **Built-in 5 GHz wireless** — supports Miracast and wireless displays via Epson iProjection software to connect, display and share content simultaneously to/from up to 50 connected devices²
- **Built-in split screen¹⁴** — allows simultaneous display of up to four connected devices

RECOMMENDED ACCESSORIES

- Wireless LAN Module V12H731P02 (ELPAP11)
- Ceiling Mount (ELPMB60W)
- Document Cameras:
DC-07 V12H759020
DC-13 V12H757020
DC-21 V12H758020

See pages 27–29 for product codes and more information.


Epson Preferred Plus Extended Service Plans

We offer a variety of plans to:

- Maximize uptime
- Ensure predictable costs
- Provide peace of mind

See page 47 for product codes and more information.

CONNECTIVITY



Product shown is PowerLite L200W. Visit www.epson.com/support to see the connectivity options for all models listed.

*See individual service plan for details. Extended Service Plans may be available. Check with your reseller for more information.
**NBD = Next Business Day.
^aExpedited shipping not available in all areas. Orders must be placed and processed by 1 p.m. Pacific Time for Next-Business-Day delivery. See limited warranty or service plan for details.

Short-Throw Projectors

These bright, budget-friendly projectors feature built-in short-throw lenses for images up to 116" from as little as 4' away with reduced glare and shadows. Offering affordable, long-lasting lamps or a virtually maintenance-free 20,000-hour laser light source⁴, the PowerLite 200 Series helps deliver a low total cost of ownership.



MODEL	PowerLite L200SX	PowerLite L200SW
Product Code	V11H994020	V11H993020
Replacement Lamp Code	Laser	Laser
Limited Warranty*	5-year*	5-year*
Service Plans	Shipping Upgrade (1-Yr. NBD ^Δ)** BFEPPSU1 (2-Yr. NBD ^Δ)** BFEPPSU2	
Color Brightness (Color Lumens) ⁷	3,600	3,800
White Brightness (White Lumens) ⁷	3,600	3,800
Native Resolution ¹²	XGA	WXGA
Contrast Ratio	Up to 2,500,000:1	Up to 2,500,000:1
Light Source	Laser	Laser
Light Source Life (Normal/ECO Hours)	Up to 20,000/30,000 ⁴	Up to 20,000/30,000 ⁴
Built-in Speaker	16 W	16 W
Epson iProjection Suite ² (Moderator ³ , Multi-PC, Device Management)	Yes	Yes
Wired Connectivity	RJ-45 (Content over IP)	
Wireless Connectivity	Included	
Compatible Control Systems	Crestron, AMX, Extron, Art-Net, PJLink	

FEATURES

- **Large, engaging presentations, even in small spaces** — short throw distance saves space; project a 116" image from just 4' away with minimal shadows and glare
- **Flexible placement** — install using a wall mount (optional) or place on a tabletop or cart
- **Wireless support** — display Chromebook, iOS, Android, Mac and PC screens²
- **Manage your display and send announcements remotely** — easy network connectivity; software included

RECOMMENDED ACCESSORIES

- Short-Throw Wall Mount V12HA39010 (ELPMB64)
- PowerLite Pilot 3 Connection and Control Box V12H927020
- Wireless LAN V12H731P02 (ELPAP11)
- Ceiling Mount (ELPMB60W)

See pages 27–29 for product codes and more information.

Epson Preferred Plus Extended Service Plans

We offer a variety of plans to:

- Maximize uptime
- Ensure predictable costs
- Provide peace of mind

See page 47 for product codes and more information.

CONNECTIVITY



Product shown is PowerLite L200SW. Visit www.epson.com/support to see the connectivity options for all models listed.

*See individual service plan for details. Extended Service Plans may be available. Check with your reseller for more information.

**NBD = Next Business Day.

^ΔExpedited shipping not available in all areas. Orders must be placed and processed by 1 p.m. Pacific Time for Next-Business-Day delivery. See limited warranty or service plan for details.

Budget-Friendly Classroom Projectors

These budget-friendly classroom projectors include built-in tools for quick and simple setup. With built-in Moderator functionality, instructors can simultaneously display and control screens from up to four devices³. Specifications vary by model.



MODEL	PowerLite E20	PowerLite X49	PowerLite W49
Product Code	V11H981020	V11H982020	V11H983020
Replacement Lamp Code	V13H010L97	V13H010L97	V13H010L97
Limited Warranty	3-Year Next Business Day ^Δ Whole Unit Exchange		
Extended Service Plans	1-Year NBD ^Δ (WUE)* EPPEXPA1, 2-Year NBD ^Δ (WUE)* EPPEXPA2		
Color Brightness (Color Lumens) ⁷	3,400	3,600	3,800
White Brightness (White Lumens) ⁷	3,400	3,600	3,800
Native Resolution ¹²	XGA	XGA	WXGA
Contrast Ratio	Up to 15,000:1	Up to 16,000:1	Up to 16,000:1
Light Source	Lamp	Lamp	Lamp
Light Source Life (Normal/Medium/ECO Hours) ¹¹	6,000/-/12,000	6,000/-/12,000	8,000/10,000/17,000
Built-in Speaker	5 W	5 W	5 W
Epson iProjection Suite ² (Moderator ³ , Multi-PC, Device Management)	—	Yes	Yes
Wired Connectivity	—	RJ-45 (Content over IP)	
Wireless Connectivity	—	Optional	
Compatible Control Systems	—	Crestron, AMX, Extron, Control4	

FEATURES

- **Impressive image quality** — available in native XGA and WXGA (widescreen) resolutions
- **HDMI digital connectivity** — up to HD-quality video and audio with just one cable
- **Simultaneously display and control multiple device screens** — wirelessly share content from up to four devices with Epson iProjection's built-in Moderator feature³. Specifications vary by model.
- **Long-lasting lamp** — up to 17,000-hour lamp life in ECO Mode on select models¹¹

RECOMMENDED ACCESSORIES

- Wireless LAN Module
V12H005A02 (ELPAP11)
- Document Cameras:
DC-07 V12H759020
DC-13 V12H757020
DC-21 V12H758020

See pages 27–29 for product codes and more information.

Epson Preferred Plus Extended Service Plans

We offer a variety of plans to:

- Maximize uptime
- Ensure predictable costs
- Provide peace of mind

See page 47 for product codes and more information.

CONNECTIVITY



Product shown is PowerLite W49.

Visit www.epson.com/support to see the connectivity options for all models listed.

*NBD = Next Business Day, WUE = Whole Unit Exchange.

^ΔExpedited shipping not available in all areas. Orders must be placed and processed by 1 p.m. Pacific Time for Next-Business-Day delivery. See limited warranty or service plan for details.

Accent Lighting Laser Projectors

A convergence of lighting and display technology, LightScene laser projectors captivate audiences by simultaneously illuminating and projecting on virtually any surface or material. This groundbreaking solution elevates ordinary spaces into stunning visual environments, unleashing dynamic, experiential content. Utilize LightScene to display your school logo, highlight donors, direct students and staff to the library or a particular lecture hall, or even animate digital mascots.



MODEL	EV-110	EV-115
Product Code	V11HA22020	V11HA22120
Product Color	White	Black
Limited Warranty	5 years	5 years
Service Plans*	Shipping Upgrade (1-Yr. NBD ^Δ)** BFEPPSU1, (2-Yr. NBD ^Δ)** BFEPPSU2	
Color Brightness (Color Lumens) ⁷	2,200	2,200
White Brightness (White Lumens) ⁷	2,200	2,200
Native Resolution ¹²	WXGA (1280 x 800)	
Contrast Ratio	Up to 2,500,000:1	
Light Source Life (Hours) ⁴	20,000	20,000
Left/Right—Up/Down Movement	180 degrees	
Ball-Joint Axis Rotation	360 degrees	
Zoom (Powered)	1.58x	
HDMI/SD Card Slot	1x HDMI /1x SD Card Slot***	
Variable Audio Out	1x Stereo Mini Out	

*See individual service plan for details. Extended Service Plans may be available. Check with your reseller for more information.

**NBD = Next Business Day.

***SD card not included. Not all SD cards are supported.

^ΔExpedited shipping not available in all areas. Orders must be placed and processed by 1 p.m. Pacific Time for Next-Business-Day delivery. See limited warranty or service plan for details.

FEATURES

- **Create head-turning digital signage** — illuminate and project on virtually any surface or material for basic signage, wayfinding, school branding and promotional messaging
- **Blends in discreetly** — sleek, white spotlight design easily blends into its surroundings, offering vertical and horizontal rotation, with flexible mounting on tracks, floors, walls or ceilings
- **Breakthrough laser technology** — provides up to 20,000 hours of light source life⁴, plus a sealed optical engine, for amazing image quality matched by outstanding performance
- **Robust management and control tools** — via Epson's Web-based application or over the network with Crestron, Art-Net and more
- **Extended Service Plans may be available** — check with your reseller for more information

Epson Preferred Plus Extended Service Plans

We offer a variety of plans to:

- Maximize uptime
- Ensure predictable costs
- Provide peace of mind

See page 47 for product codes and more information.
See page 29 for projector disclaimers.





Display and Projector Accessories

Connectivity

Wireless LAN Module | V12H005A02 (ELPAP11)

These high-speed, wireless network adapters plug directly into select Epson projectors and displays, allowing quick and easy access to the LAN or peer-to-peer networks without wires or cables. When used with Epson Projector Management Software, Network Projection and Multi-PC Projection Software, they allow users to remotely access and control projectors over the wireless LAN.

- Compliant with 802.11 b/g/n standards
- Compatible with PC or Mac
- Uses USB Type-A connector
- Able to transmit audio



Sound Enhancement

Active Speakers | V12H467020 (ELPSP02)

Enhance the learning experience with 30 W of rich, powerful sound. This active speaker set (with built-in amplifiers) lets students clearly hear lessons. The ELPSP02 speakers can be easily mounted on the wall and used with any Epson projector or display, with or without the PowerLite Pilot.



Audio/Visual Control Systems

PixiePlus™ | ELPSP10

Featuring a sleek, space-saving design, PixiePlus is an affordable, easy-to-use projector control system designed for in-wall installation.

- Easy installation — installs in any standard wall box
- Save both money and energy — automatic projector shutdown timer feature



PowerLite Pilot 3 Connection and Control Box | V12H927020 (ELPCB03)

Maximize cable management and control for your classroom projector with the PowerLite Pilot 3, a convenient wall-mounted A/V connection and control box for Epson short-throw and ultra short-throw projectors. Designed to support an array of devices, the PowerLite Pilot 3 streamlines source switching and volume control. With three HDMI control buttons (including 1 MHL¹³), you can select from an array of connected classroom devices — and even display two sources side-by-side onscreen at once using your projector's Split Screen feature¹⁴. You can also use it as an extension box to expand the range of your cables and increase flexibility.



Whiteboards and Screens

100" Whiteboard for Projection and Dry-Erase (16:10) | V12H83100

A combined projection and dry-erase surface, this 100" whiteboard is the ultimate projection partner for classrooms. Ideal for use with your widescreen WXGA projector.

100" Whiteboard for Projection and Dry Erase (16:9) | V12H006A02

This 100" 16:9 whiteboard features a low-gloss surface for superior erasability while minimizing glare. Designed for use with BrightLink 735Fi, 1480Fi and 1485Fi series interactive projectors, this whiteboard features an extra 3" space at top for quick and easy mounting of the BrightLink Touch Module.



Display and Projector Accessories

Interactive Pens

Replacement Pens | Orange V12H773010 (ELPPN05A)/Blue V12H774010 (ELPPN05B)

These two pens offer interactive drawing and mouse capabilities and simultaneous operation with BrightLink 500 Series, 600 Series and 710Ui interactive displays. Powered by a single AA battery, the pens include a convenient on/off power button with Sleep Mode to prolong battery life.



Mounting Accessories

Ultra Short-Throw Wall Mount | V12HA06A05 (ELPMB62)

Designed exclusively for use with Epson's PowerLite 600/700/1480 Series ultra short-throw displays, this wall mount offers an easy, affordable solution for integration with a variety of interactive or standard dry-erase whiteboards. The wide mounting plate and telescopic extension arm offer convenient and flexible installation from 53" to 100", while the vertical and horizontal adjustments provide easy image alignment. And, when your ultra short-throw display is attached to the wall mount, there is less shadow interference and glare, which ensures a more optimal presenting and viewing experience.



Ceiling Mount | V12H963210 (ELPMB60W)/V12H963110 (ELPMB60B)

Easily project high-quality images from ceilings with the ELPMB60 Ceiling Mount*. Designed with durability in mind, this state-of-the-art mount provides optimal stability for ceiling and wall-mounted applications. The sleek mount integrates into a variety of settings and features a rotating ball joint, plus image tilt¹⁵, for convenient projection onto whiteboards, screens and more.



Lighting Track Mount | V12H964220 (ELPMB61W)/V12H964120 (ELPMB61B)

Control the distance and orientation of your projector displays with the sleek ELPMB61 Lighting Track Mount*. Designed with ease-of-use in mind, the ELPMB61 Lighting Track Mount quickly and efficiently connects Epson projectors to compatible lighting tracks¹⁶ for hassle-free integration and enhanced mobility. Featuring a ball joint for 360-degree horizontal and 90-degree vertical movement, plus image tilt¹⁵, this mount is a convenient, flexible solution for projecting onto screens, walls and more.



Adjustable Ceiling Mount | V12HA54010 (ELPMB67)

Simplify projector installations with the versatile ELPMB67 projector ceiling mount. Designed with flexibility in mind, this convenient ceiling mount easily supports a variety of projector adjustments — including vertical, horizontal and rotational tilt — to accommodate a range of applications.



Suspension Adapter for Epson Adjustable Ceiling Mount | V12HA55010 (ELPFP15)

Install projectors in high-ceiling spaces with the ELPFP15 suspension adapter. Designed for use with the ELPMB67 ceiling mount, this convenient suspension adapter features an adjustable pole length up to 8.7" (220 mm) and a durable mounting plate for added ease of use.



Adapter Plate for SMART UF55/65/70/75 Series Mount | V12H870001

A cost-effective solution for extending the life of previous interactive investments, this easy-to-install bracket enables a quick retrofit solution for SMART Board interactive systems using select Epson projectors.

Universal Projector Kit | V12H808001 (ELPMBPJG)

Includes a Universal Projector Mount, 3" (76 mm) Fixed Extension Column and Speed-Connect Ceiling Plate.



* Projector not included.

Custom Micro-Adjustable Projector Mount | V12H809001 (ELPMBPRH)

Makes image registration fast and precise. Fits a variety of Epson projector patterns.

Speed-Connect Above-Tile Suspended Ceiling Kit | V12H804001 (ELPMBP04)

Provides a host of features that support a fast, secure installation of most lightweight, front-projection models.

Suspended Ceiling Tile Replacement Kit | V12H805001 (ELPMBP05)

Designed to replace one 2' x 2' ceiling tile or sit above a suspended ceiling.

Speed-Connect Suspended Ceiling Tile Replacement Kit | V12H806001 (ELPMBP06)

Provides features that ensure a fast, secure installation of most lightweight, front-projection models.

9" – 12" Adjustable Extension Column | V12H810001 (ELPMBC02)


Saves installation time and maximizes security.

6" Fixed Extension Column | V12H811001 (ELPMBC03)

Lowers projectors to the desired height.

3" Fixed Extension Column | V12H812001 (ELPMBC04)

Lowers projectors to the desired height.



Replacement Lamps FOR AS LOW AS \$65

Epson offers user-replaceable lamps for our education customers. Designed to last, these lamps support a low overall total cost of ownership with your Epson projector.



V13H010L97 - \$65	V13H010L78 - \$144
V13H010L79 - \$72	V13H010L94 - \$144
V13H010L80 - \$72	V13H010L95 - \$144
V13H010L87 - \$72	V13H010L75 - \$200
V13H010L90 - \$72	V13H010L77 - \$205
V13H010L91 - \$72	V13H010L93 - \$265
V13H010L71 - \$108	
V13H010L88 - \$108	

Pricing subject to change without notice.

Projector and Display Disclaimers

- 1 Leading 70" class 4K resolution flat panel in a 22' (width) by 27' (depth) training room arrangement. Participants were seated 8' to 27' from the display. When asked to copy down six short items of information from slides being displayed, 55 percent of respondents ages 18+ copied at least one item incorrectly. Based on U.S. research conducted by Radius Research 2016.
- 2 For wireless functionality, including via the Epson iProjection App, the projector must be configured on a network, either through the Ethernet port on the projector (check model specifications for availability) or via a wireless connection. Check your owner's manual to determine if a wireless LAN module must be purchased separately to enable a wireless connection. Not all Epson projectors are able to be networked. The Epson iProjection App does not support all files and formats. See www.epson.com for details.
- 3 Moderator control, Image sharing, Annotation tools, Connecting via QR code and Projector Remote are not available on Epson iProjection for Chromebooks.
- 4 Actual hours may vary depending on mode and usage environment. For the EB-PU series, 20,000 hours is the estimated life when the projector is used in Normal Mode in an ordinary environment. The projector has a 3-year limited warranty. For BrightLink, PowerLite 200S and PowerLite 720/750/800 Series ultra short-throw projectors, no required maintenance for the light source for up to 20,000 hours. Approximate time until brightness decreases 50% from first usage. Measured by acceleration test assuming use of 0.04 - 0.20 mg/m³ of particulate matter. Time varies depending on usage conditions and environment. These projectors have a standard 3-year limited warranty. For the PowerLite L200/L400/500/600 Series, no required maintenance for the light source for up to 20,000 hours. Approximate time until brightness decreases 50% from first usage. Measured by acceleration test assuming use of 0.04 - 0.20 mg/m³ of particulate matter. Time varies depending on usage conditions and environment. The projector has a standard 3-year limited warranty.
- 5 4K Enhancement Technology shifts each pixel to surpass Full HD resolution on screen.
- 6 Emulation Mode is limited to certain code sets and may not support all codes. Contact Epson Support for the latest supported sets.
- 7 Color brightness (color light output) and white brightness (white light output) will vary depending on usage conditions. Color light output measured in accordance with IDMS 15.4; white light output measured in accordance with ISO 21118.
- 8 Comparison based on projectors rated at 20,000 lumens. Lumens, size and weight based on the manufacturers' online specifications and industry-available data as of December, 2021. Excludes other Epson models.
- 9 Comparison based on projectors rated at 10,000 lumens. Lumens, size and weight based on the manufacturers' online specifications and industry-available data as of February, 2021.
- 10 Requires Easy Interactive Driver. Certain functionality is only available through Epson Interactive Tools (EIT) software. For a list of supported operating systems, visit www.epson.com
- 11 Lamp life will vary depending upon mode selected, environmental conditions and usage. Lamp brightness decreases over time.
- 12 Full HD WUXGA (1920 x 1200), SXGA+ (1400 x 1050), WXGA (1280 x 800), XGA (1024 x 768), SVGA (800 x 600).
- 13 Includes one Mobile High-Definition Link® (MHL) HDMI port.
- 14 Split Screen feature requires remote control. Consult your user manual for input combinations.
- 15 +/- 30 degrees on select models.
- 16 Track not included.

Document Cameras



Document Cameras

Journey to the intersection of discovery and understanding with Epson document cameras, which allow students and teachers to explore content, objects and complex concepts in real time. With features like one-touch auto focus, digital zoom, HDMI connectivity and a microscope adapter, these essential instructional tools elevate math, science, technology and art lessons into engaging and dynamic learning experiences.



Easy-to-Use Document Cameras

Engage students like never before with Epson's easy-to-use document cameras. Capture and display books, 3D objects and experiments with amazing HD 1080p resolution. Display content from your tablet, PC or Mac computer, record lessons for viewing at a later time, and give students a more interactive learning experience.



MODEL	DC-07	DC-13	DC-21
Product Code	V12H759020	V12H757020	V12H758020
Limited Warranty	3-Year Next Business Day ^Δ Whole Unit Exchange		
Extended Service Plan	2-Year NBD ^Δ (WUE)* EPPELPDC10		
Zoom	8x Digital	16x Digital	12x Optical, 10x Digital
Pixel Count	2MP	2MP	2MP
Output Resolution (Max.)	1080p	1080p	HD 1080p
Frame Rate	30 fps	30 fps	30 fps
Connectivity (Output)	USB	USB, VGA, HDMI	USB, VGA, HDMI
Capture Area	10.7" x 14.3"	11.7" x 20.7"	11.7" x 20.7"
A/V Recording	Yes	Yes	Yes
Built-in Microphone	Yes	Yes	Yes
Microscope Adapter	No	Yes	Yes
SD Card Slot**	—	Yes	Yes
Software Included	Yes	Yes	Yes

FEATURES

- **Astounding clarity and remarkable detail** — with one-touch auto focus
- **Share magnified images** — microscope adapter included on the DC-13 and DC-21; supports many standard microscopes
- **Record and share audio/video lessons** — built-in microphone and included software; one-touch A/V recording
- **Convenient Freeze and Capture buttons** — easily pause and/or resume the image

Epson Preferred Plus Extended Service Plans

We offer a variety of plans to:

- Maximize uptime
- Ensure predictable costs
- Provide peace of mind

See page 47 for product codes and more information.

CONNECTIVITY



Product shown is DC-21.

For more information, visit

www.epson.com/documentcameras

*NBD = Next Business Day, WUE = Whole Unit Exchange.

**SD card not included. Not all SD cards are supported.

^ΔExpedited shipping not available in all areas. Orders must be placed and processed by 1 p.m. Pacific Time for Next-Business-Day delivery. See limited warranty or service plan for details.

Printers



Cartridge-Free Printers



Workgroup Printing



Multifunction Graphics Printers

Bring color printing back to school with Epson printers and all-in-ones. Ideal for educators, administrators and students alike, this innovative lineup — including our groundbreaking Supertank printers and WorkForce® Pro HC printers — makes color printing affordable again.



Supertank MFPs and Printers for Classrooms

Epson's line of WorkForce and WorkForce Pro Supertank printers features revolutionary ink replacement technology. They offer an outstanding combination of value and convenience with super-high-capacity ink bottles and packs. These printers come with 2 years of ink guaranteed*. Print thousands of black and color pages** before replacing ink.

Engineered for convenience, savings, quality and reliability with these incredible printers. Supertank printers offer the freedom to print in color, with less impact on your supplies budget — plus you'll save up to 90 percent on ink with low-cost replacement ink bottles vs. ink cartridges*** (ST-C2100 and ST-C4100 only). It's the smart choice for high-volume, high-quality, hassle-free printing.



PRINTERS

MODEL	WorkForce ST-C2100	WorkForce ST-C4100	WorkForce ST-M1000	WorkForce ST-M3000	WorkForce ST-C8000	WorkForce ST-C8090	WorkForce Pro WF-C5790	WorkForce Pro WF-M5799
Product Code	C11CJ63203	C11CJ60203	C11CG94201	C11CG93201	C11CH71202	C11CH71203	C11CG02201-LB	C11CG04201-LB
Functionality	Print, Copy, Scan	Print, Copy, Scan, Fax	Print	Print, Copy, Scan, Fax	Print, Copy, Scan, Fax	Print, Copy, Scan, Fax	Print, Copy, Scan, Fax	Print, Copy, Scan, Fax
Ink Delivery	Ink bottles						Ink packs	
Included Ink Yield**	~6,500 pgs. blk/ ~5,200 clr	~14,000 pgs. blk/ ~11,200 clr	~11,000 pgs. blk	~11,000 pgs. blk	~19,500 pgs. blk/ ~14,800 clr	~19,500 pgs. blk/ ~14,800 clr	~20,000 pgs. blk/ ~15,000 clr	~30,000 pgs. blk
ISO Print Speed 1-Sided†	10.5/5.0 ISO ppm (blk/clr)	15.5/8.5 ISO ppm (blk/clr)	20.0 ISO ppm	20.0 ISO ppm	25.0 ISO ppm (blk/clr)	25.0 ISO ppm (blk/clr)	24.0 ISO ppm (blk/clr)	24.0 ISO ppm (blk)
ISO Print Speed 2-Sided†	6.0/4.0 ISO ppm (blk/clr)	6.5/4.5 ISO ppm (blk/clr)	9.0 ISO ppm (blk)	9.0 ISO ppm (blk)	21 ISO ppm (blk/clr)	21 ISO ppm (blk/clr)	15 ISO ppm (blk/clr)	15 ISO ppm (blk)
Paper Capacity	100 sheets	150 sheets	250 sheets	250 sheets	550 sheets	550 sheets	830 sheets ⁴	1,330 sheets ⁴
Connectivity	USB, Wireless, Wi-Fi Direct®¹	Ethernet, USB, Wireless, Wi-Fi Direct¹						
Mobile Device/ Chromebook Printing²	Yes							
Max. Print Size	8.5" x 47.2"		8.5" x 47.2"	8.5" x 47.2"	13" x 236.2"	13" x 236.2"	8.5" x 47.2"	8.5" x 47.2"
IT Admin. Tools	—	—	—	—	—	Yes	Yes	Yes
Limited Warranty	2-Year (Yr. 1 - Next-Business-Day⁴ Whole Unit Exchange, Yr. 2 - Return for Repair)							
Service Plans	Upgrade to NBD⁵ (WUE), RFR**** Extension. See page 48 for product codes and more information.							

FEATURES

- **Supertank monochrome MFPs** — come with up to 2 years of ink guaranteed*
- **Save up to 80 percent with low-cost ink replacement bottles vs. ink cartridges***** — features easy-to-fill, supersized ink tanks (ST-C2100, ST-C4100 only)
- **Chromebook printing right out of the box²** — no additional software is required
- **Ultimate wireless solution, plus Ethernet** — easy iPad®, iPhone®, Android, tablet and smartphone printing²; includes Wi-Fi Direct¹ for network-free printing
- **Epson Solutions Suite Ready** — for WF-C5790, WF-M5799



SUPERTANK

*Promo valid for ST-C2100, ST-C4100, ST-M1000, ST-M3000, ST-C8000, ST-C8090, WF-C5790 Supertank (C11CG02201-LB) and WF-M5799 Supertank (C11CG04201-LB) printers purchased through authorized Epson resellers only from 10/01/19 to 03/31/23. Product must be registered before 04/30/23. Limit 8 additional bottles of 502 inks, 542 inks or 902 packs per printer. Max. 8 claims per printer. Each claim cannot contain multiple bottles of the same color. Limit 2 additional bottles of 532 inks or M02XL120 packs per printer. Limit one bottle per claim. Based on average monthly document print volumes of about 150 pages (ST-C2100), 200 pages (ST-C4100), 300 pages (ST-M1000/ST-M3000/ST-C8000/ST-C8090), 500 pages (WF-C5790 Supertank) and 750 pages (WF-M5799 Supertank). Promo applies to ink only. Printer covered by Epson 2-year limited warranty. For promo participation, you must register your product.

**ST-C2100/ST-C4100 included ink bottle yields based on the ISO/IEC 24712 pattern with Epson's methodology. ST-M1000/ST-M3000 included ink bottle yields based on the ISO/IEC 19752 pattern with Epson's methodology. WF-C5790 and WF-M5799 Supertank included ink pack yields based on ISO/IEC 24711 test in Default Mode printing continuously. Actual ink yields will vary considerably for reasons including images printed, print settings, temperature and humidity. Yields may be lower when printing infrequently or predominantly with one ink color. All ink colors are used for printing and printer maintenance, and all colors must be available for printing. For more information, visit www.epson.com/inkinfo

***Actual savings and costs will vary considerably based on print tasks, print volumes and usage conditions. Savings and cost per ISO page are based on the cost of replacement ink bottles and the cost of enough standard cartridges to achieve the total page yields of the bottles using the MSRP (USD) and yields for Epson standard-capacity ink cartridges for similarly featured Epson consumer inkjet printers as of November 2021.

****NBD = Next Business Day, WUE = Whole Unit Exchange, RFR = Return for Repair.

⁴Expedited shipping not available in all areas. Orders must be placed and processed by 1 p.m. Pacific Time for Next-Business-Day delivery. See limited warranty or service plan for details.

See page 39 for printer disclaimers.

www.epson.com/edguide

Classroom and Workgroup Printers

Classrooms evolving toward 1:1 learning and mobile device usage are on the rise. Epson printers have evolved, too, with a full portfolio of desktop and mobile printers that come equipped with wireless connectivity and mobile device printing².

Ideal for fast, high-volume, low-cost printing, Epson WorkForce and WorkForce Pro printers offer heavy-duty, reliable performance, plus easy, cost-effective print management for your entire education network.



		Mobile Printing	Letter, Legal, Color	Monochrome		13" x 19"		
MODEL		WorkForce EC-C110*	WorkForce Pro WF-C4810*	WorkForce Pro WF-M5299*	WorkForce Pro WF-M5799*	WorkForce EC-C7000*	WorkForce Pro WF-C8190*	WorkForce Pro WF-C8690*
Product Code		C11CH25202	C11CJ05205	C11CG07201	C11CG04201	C11CH67202	C11CG70201	C11CG68201
Functionality		Print	Print, Copy, Scan, Fax	Print	Print, Copy, Scan, Fax	Wide-Format Print	Wide-Format Print	Wide-Format Print, Copy, Scan, Fax
Ink Delivery		Ink cartridges		Ink packs		Ink cartridges		
Highest Replacement Ink Yield**		~250 pgs. blk/ ~200 clr	~2,200 pgs. blk/ ~1,700 clr	~40,000 pgs. blk	~40,000 pgs. blk	~2,200 pgs. blk/ ~1,100 clr	~11,500 pgs. blk/ ~8,000 clr	~11,500 pgs. blk/ ~8,000 clr
ISO Print Speed 1-Sided†		AC: 6.7/3.8 (With AC adapter) ISO ppm (blk/clr)	25/12 ISO ppm (blk/clr)	24 ISO ppm (blk)	24 ISO ppm (blk)	25 ISO ppm (blk/clr)	24 ISO ppm (blk/clr)	24 ISO ppm (blk/clr)
ISO Print Speed 2-Sided†		—	16/9 ISO ppm (blk/clr)	15 ISO ppm (blk)	15 ISO ppm (blk)	16 ISO ppm (blk/clr)	16 ISO ppm (blk/clr)	16 ISO ppm (blk/clr)
Paper Capacity		20 sheets	500 sheets	1,330 sheets ⁴	1,330 sheets ⁴	550 sheets	1,835 sheets ⁴	1,835 sheets ⁴
Connectivity		USB, Wireless, Wi-Fi Direct ¹	Ethernet, USB, Wireless, Wi-Fi Direct ¹					
Mobile Device/Chromebook Printing ²		Yes						
Max. Print Size		8.5" x 14"	8.5" x 47.2"			13" x 19"	13" x 47.5"	
IT Administration Tools		No	No	Yes	Yes	No	Yes	Yes
First Page Out Time***		20.55 sec	7.78 sec	4.52 sec	4.48 sec	8.5 sec	5.14 sec	5.14 sec
Limited Warranty		2-Year (Yr. 1 - Next-Business-Day ⁴ Whole Unit Exchange, Yr. 2 - Return for Repair)						
Service Plans	Upgrade to NBD ^Δ WUE****	(For Yr. 2) EPPDSKC1U, (1 Yr. Stackable*****) EPPDSKC1A	(For Yr. 2) EPPDSKC1U, (1 Yr. Stackable*****) EPPDSKC1A	(For Yr. 2) EPPDSKB1U, (1 Yr. Stackable*****) EPPDSKB1A	(For Yr. 2) EPPDSKC1U, (1 Yr. Stackable*****) EPPDSKC1A	(For Yr. 2) EPPDSKC1U, (1 Yr. Stackable*****) EPPDSKC1A	(For Yr. 2) EPPDSKF1U, (1 Yr. Stackable*****) EPPDSKF1A	(For Yr. 2) EPPDSKF1U, (1 Yr. Stackable*****) EPPDSKF1A
	RFR**** Extension	(1 Yr. Stackable*****) EPPDSKC1R	(1 Yr. Stackable*****) EPPDSKC1R	(1 Yr. Stackable*****) EPPDSKB1R	(1 Yr. Stackable*****) EPPDSKC1R	(1 Yr. Stackable*****) EPPDSKC1R	(1 Yr. Stackable*****) EPPDSKF1R	(1 Yr. Stackable*****) EPPDSKF1R

FEATURES

- **Performance you can count on** — amazing quality, fast speeds and exceptional reliability to meet your classroom printing needs
- **Chromebook printing right out of the box²** — no additional software is required
- **Ultimate wireless solution** — easy iPad, iPhone, Android, tablet and smartphone printing²; includes Wi-Fi Direct¹ for network-free printing
- **Print on the go** — lightweight, small printer for out-of-town teachers' conferences or class field trips (EC-C110 only)
- **Epson Solutions Suite Ready** — for WF-M5299, WF-M5799, WF-C8190, WF-C8690

Epson Preferred Plus Extended Service Plans

We offer a variety of plans to:

- Maximize uptime
- Ensure predictable costs
- Provide peace of mind

See page 48 for product codes and more information.

*Designed for use exclusively with Epson cartridges or ink packs (ink delivery varies by model).

**Replacement cartridge and ink pack yields are based on ISO/IEC 24711 tests in Default Mode printing continuously. Actual ink yields will vary considerably for reasons including images printed, print settings, temperature and humidity. Yields may be lower when printing infrequently or predominantly with one ink color. All ink colors are used for printing and printer/all-in-one maintenance, and all colors have to be installed for printing. For print quality, part of the ink from the included cartridges or packs is used for printer startup and a variable amount of ink remains in the cartridges or packs after the "replace cartridge" or "replace ink pack" signal. For more information, see www.epson.com/inkinfo

***First page out times are measured in accordance with ISO/IEC 17629. Actual print times will vary based on factors including system configuration, software, and page complexity.

****NBD = Next Business Day, WUE = Whole Unit Exchange, RFR = Return for Repair.

*****Stackable up to Year 5.

⁴Expedited shipping not available in all areas. Orders must be placed and processed by 1 p.m. Pacific Time for Next-Business-Day delivery. See limited warranty or service plan for details.

See page 39 for printer disclaimers.



WorkForce Pro – Letter, Legal, Color, IT Tools

MODEL		WorkForce Pro WF-C5210*	WorkForce Pro WF-C5290*	WorkForce Pro WF-C5710*	WorkForce Pro WF-C5790*	WorkForce Pro WF-6090*	WorkForce Pro WF-6590*
Product Code		C11CG06201	C11CG05201	C11CG03201	C11CG02201	C11CD47201-NA	C11CD49201-NA
Functionality		Print		Print, Copy, Scan, Fax		Print	Print, Copy, Scan, Fax
Ink Delivery		Ink packs				Ink cartridges	
Highest Replacement Ink Yield**		~10,000 pgs. blk/~5,000 clr		~10,000 pgs. blk/~5,000 clr		~11,500 pgs. blk/~8,000 clr	
ISO Print Speed 1-Sided†		24 ISO ppm (blk/clr)					
ISO Print Speed 2-Sided†		15 ISO ppm (blk/clr)					
Paper Capacity		830 sheets⁴	830 sheets⁴	830 sheets⁴	830 sheets⁴	1,580 sheets⁴	1,580 sheets⁴
Connectivity		Ethernet, USB, Wireless, Wi-Fi Direct¹, PCL³/PS					
Mobile Device/ Chromebook Printing²		Yes					
Max. Print Size		8.5" x 47.2"					
IT Administration Tools		Yes					
First Page Out Time***		4.93 sec	4.94 sec	4.93 sec	4.94 sec	5.75 sec	5.75 sec
Limited Warranty		2-Year (Yr. 1 - Next-Business-Day⁵ Whole Unit Exchange, Yr. 2 - Return for Repair)					
Service Plans	Upgrade to NBD⁵ WUE****	(For Yr. 2) EPPDSKB1U, (1 Yr. Stackable*****) EPPDSKB1A	(For Yr. 2) EPPDSKB1U, (1 Yr. Stackable*****) EPPDSKB1A	(For Yr. 2) EPPDSKB1U, (1 Yr. Stackable*****) EPPDSKB1A	(For Yr. 2) EPPDSKB1U, (1 Yr. Stackable*****) EPPDSKB1A	(For Yr. 2) EPPDSKB1U, (1 Yr. Stackable*****) EPPDSKB1A	(For Yr. 2) EPPDSKB1U, (1 Yr. Stackable*****) EPPDSKB1A
	RFR**** Extension	(1 Yr. Stackable*****) EPPDSKB1R	(1 Yr. Stackable*****) EPPDSKB1R	(1 Yr. Stackable*****) EPPDSKB1R	(1 Yr. Stackable*****) EPPDSKB1R	(1 Yr. Stackable*****) EPPDSKB1R	(1 Yr. Stackable*****) EPPDSKB1R

FEATURES

- **Low total cost of ownership** — uses up to 30% less power than monochrome laser printers (WF-M5299, WF-M5799); save up to 40 percent on low-cost replacement ink packs vs. color laser toner (WF-C5790, WF-C5710, WF-C5290, WF-C5210)⁵
- **Versatile paper handling** — auto 2-sided printing with multiple trays for uninterrupted printing with different paper types
- **PaperCut™ ready** — customizable print management option; manage and track prints from touchscreen via user login or ID card

- **Security features** — PIN number certification for job release; user control access, printer and network settings via Web Config with printer's IP address; SSL/TLS security; IPsec
- **Epson Solutions Suite Ready** — for WF-C5290, WF-C5790, WF-6590

Epson Preferred Plus Extended Service Plans

We offer a variety of plans to:

- Maximize uptime
- Ensure predictable costs
- Provide peace of mind

See page 48 for product codes and more information.

RECOMMENDED ACCESSORIES

WorkForce Pro WF-C5000 Series

- Optional 500-Sheet Paper Cassette Tray (C12C932871)
- Maintenance Box (T671600)

WorkForce Pro WF-6000 Series

- Optional 500-Sheet Paper Cassette (C12C932011)
- Ink Maintenance Box (T671200)

WorkForce Pro WF-C8000 Series

- Optional 500-Sheet Paper Cassette Tray (C12C932611)
- Optional Cabinet (C12C932891)
- Maintenance Box (T671400) (C13T671200)

*Designed for use exclusively with Epson cartridges or ink packs (ink delivery varies by model).

**Replacement cartridge and ink pack yields are based on ISO/IEC 24711 tests in Default Mode printing continuously. Actual ink yields will vary considerably for reasons including images printed, print settings, temperature and humidity. Yields may be lower when printing infrequently or predominantly with one ink color. All ink colors are used for printing and printer/all-in-one maintenance, and all colors have to be installed for printing. For print quality, part of the ink from the included cartridges or packs is used for printer startup and a variable amount of ink remains in the cartridges or packs after the "replace cartridge" or "replace ink pack" signal. For more information, see www.epson.com/inkinfo

***First page out times are measured in accordance with ISO/IEC 17629. Actual print times will vary based on factors including system configuration, software, and page complexity.

****NBD = Next Business Day, WUE = Whole Unit Exchange, RFR = Return for Repair.

*****Stackable up to Year 5.

^ΔExpedited shipping not available in all areas. Orders must be placed and processed by 1 p.m. Pacific Time for Next-Business-Day delivery. See limited warranty or service plan for details.

High-Volume/Wide-Format Distributed Printing for Offices, Libraries and Media Centers

Epson's WorkForce Pro HC printers with Replaceable Ink Pack Systems offer fast tabloid printing and scanning for pages up to 13" x 19". Their versatility is ideal for printing posters, flyers and worksheets for both students and staff.



MODEL	WorkForce Pro HC			
	WorkForce Pro WF-C529R*	WorkForce Pro WF-C579R*	WorkForce Pro WF-C878R*	WorkForce Pro WF-C879R*
Product Code	C11CG79201	C11CG77201	C11CH60201	C11CH35201
Functionality	Print	Print, Copy, Scan, Fax	Print, Copy, Scan, Fax	Print, Copy, Scan, Fax
Ink Delivery	Ink packs			
Highest Replacement Ink Yield**	~50,000 pgs. blk/ ~20,000 clr	~50,000 pgs. blk/ ~20,000 clr	~86,000 pgs. blk/ ~50,000 clr	~86,000 pgs. blk/ ~50,000 clr
ISO Print Speed 1-Sided ¹	24 ISO ppm (blk/clr)	24 ISO ppm (blk/clr)	25/24 ISO ppm (blk/clr)	26/25 ISO ppm (blk/clr)
ISO Print Speed 2-Sided ¹	16 ISO ppm (blk/clr)	16 ISO ppm (blk/clr)	17/16 ISO ppm (blk/clr)	18/17 ISO ppm (blk/clr)
Paper Capacity	Up to 1,330 sheets ⁴	Up to 1,330 sheets ⁴	Up to 1,835 sheets ⁴	Up to 1,900 sheets ⁴
Connectivity	Ethernet, USB, Wireless, Wi-Fi Direct ¹ , PCL ³ /PS			
Mobile Device/Chromebook Printing ²	Yes			
Max. Print Size	8.5" x 47.2"	8.5" x 47.2"	13" x 47.2"	13" x 47.2"
IT Administration Tools	Yes			

FEATURES

- **Versatile paper handling** — auto 2-sided printing with multiple trays for uninterrupted printing with different paper types; print up to 13" x 19", plus auto 2-sided printing and high-capacity paper trays
- **Solution-ready** — customizable print management option; manage and track prints from the touchscreen via user login or ID card; available solutions sold separately***
 - o **Epson Solutions Suite:** Epson Print Admin, Epson Print Admin Serverless****
 - o **Partner Solutions:** Kofax® Equitrac, Kofax eCopy, PaperCut
- **Security features** — PIN number certification for job release; user control access; printer and network settings via Web Config with printer's IP address; SSL/TLS security; IPsec

RECOMMENDED ACCESSORIES

WorkForce Pro WF-C529R, WF-C579R

- Optional 500-Sheet Paper Cassette (C12C932871)
- Maintenance Box (T671600)
- Low Cabinet (C12CFM7066)
- Medium Cabinet (C12CFM7067)
- Tall Cabinet (C12CFM7068)

WorkForce Pro WF-C878R/WF-C879R

- Optional 500-Sheet Paper Cassette (C12C932611)
- Maintenance Box (T671400)
- Optional Stand (C12C934321)
- Low Cabinet (C12CFM70380)
- Tall Cabinet (C12CFM70301)

WorkForce Pro WF-C879R

- Optional Manual Stapler (C12C934361)
- Staple Cartridge (C12C934911)



WHAT IS THE REPLACEABLE INK PACK SYSTEM (RIPS)?

WorkForce Pro printers, featuring Epson's Replaceable Ink Pack System, use high-capacity ink packs to help reduce total operating costs, providing amazingly affordable, low-cost printing plus versatile media handling for budget-minded schools.

The replacement ink packs for the WF-C529R and WF-C579R deliver enough ink to print up to 50,000 ISO pages black/20,000 color** — equivalent to about 100 reams of paper.

*Designed for use exclusively with Epson ink packs.

**Replacement cartridge and ink pack yields are based on ISO/IEC 24711 tests in Default Mode printing continuously. Actual ink yields will vary considerably for reasons including images printed, print settings, temperature and humidity. Yields may be lower when printing infrequently or predominantly with one ink color. All ink colors are used for printing and printer/all-in-one maintenance, and all colors have to be installed for printing. For print quality, part of the ink from the included cartridges or packs is used for printer startup and a variable amount of ink remains in the cartridges or packs after the "replace cartridge" or "replace ink pack" signal. For more information, see www.epson.com/inkinfo

***Touchscreen not available for WF-C529R.

****Epson Print Admin Serverless is only available for WF-C879R.

Ultra High-Speed Multifunction Network Printers

Epson's flagship color multifunction network printers speed through prints at up to 100 ISO ppm† (WF-C21000), the fastest in their class^{6,7}. Powered by PrecisionCore Heat-Free Technology™, they deliver brilliant-quality output. Powerful but efficient printers, they feature the lowest power consumption in their class⁸ to keep operating costs in check, and can be installed with any 110 V outlet.



PRINTERS

MODEL	WorkForce Enterprise WF-C20600*	WorkForce Enterprise WF-C20750*	WorkForce Enterprise WF-C21000*	WorkForce Enterprise WF-M21000*
Product Code	C11CH86201	C11CH87201	C11CH88201	C11CJ87201
Functionality	Print, Copy, Scan, Fax			
Ink Delivery	Ink cartridges			
Highest Replacement Ink Yield**	~50,000 (x2) pgs. blk/ ~50,000 clr	~50,000 (x2) pgs. blk/ ~50,000 clr	~50,000 (x2) pgs. blk/ ~50,000 clr	~60,000 (x2) pgs. blk
ISO Print Speed 1-Sided†	60 ISO ppm (blk/clr)	75 ISO ppm (blk/clr)	100 ISO ppm (blk/clr)	100 ISO ppm (blk)
ISO Print Speed 2-Sided†	60 ISO ppm (blk/clr)	75 ISO ppm (blk/clr)	100 ISO ppm (blk/clr)	100 ISO ppm (blk)
Paper Capacity	Up to 5,350 sheets ⁴			
Connectivity	USB, Wireless, Ethernet, Fax (optional)			
Mobile Device/Chromebook Printing ²	Yes			
Max. Print Size	13" x 47.2"			
IT Administration Tools	Yes			

FEATURES

- **Breakthrough print speed** — 100 ISO ppm† on the WF-C21000, the fastest in its class⁶
- **Quality without compromise** — advanced PrecisionCore Heat-Free Technology and a stationary linehead deliver both speed and professional-quality output
- **Solution-ready** — customizable print management option; manage and track prints from the touchscreen via user login or ID card; available solutions sold separately
 - o **Epson Solutions Suite:** Epson Print Admin, Epson Print Admin Serverless
 - o **Partner Solutions:** Kofax Equitrac, Kofax eCopy, PaperCut and MyQ
- **Conserve energy** — lowest power consumption in their class⁸, works with any 110 V outlet

RECOMMENDED ACCESSORIES

- Optional High-Capacity Input Tray (C12C933331)
- Optional Paper Cassette Lock (C12C933231)
- Optional Professional Staple Finisher (C12C935031BU)
- Optional Professional Booklet Finisher (C12C935061BU)



This intuitive 9" interface makes it easy to do more — print, copy, scan — with just a touch.

CENTRALIZED PRINTING

*Designed for use exclusively with Epson cartridges or ink packs (ink delivery varies by model).

**Replacement cartridge and ink pack yields are based on ISO/IEC 24711 tests in Default Mode printing continuously. Actual ink yields will vary considerably for reasons including images printed, print settings, temperature and humidity. Yields may be lower when printing infrequently or predominantly with one ink color. All ink colors are used for printing and printer/all-in-one maintenance, and all colors have to be installed for printing. For print quality, part of the ink from the included cartridges or packs is used for printer startup and a variable amount of ink remains in the cartridges or packs after the "replace cartridge" or "replace ink pack" signal. For more information, see www.epson.com/inkinfo



EPSON

SC-T3170x

Large-Format Single and Multifunction Graphics Printers

Our most versatile wide-format printer. Produce professional-quality graphics and signs for a fraction of the cost of outsourcing printing. Whether you're looking to print posters for a fundraiser or student performance, backlit film for a lighted display or simple plain-paper flyers, it's all in a day's work with Epson SureColor T-Series printers.



SureColor T5170 and T7770D shown.

PRINTERS

	24"						36"					44"		
MODEL	SureColor T2170*	SureColor T3170*	SureColor T3170x	SureColor T3170M*	SureColor T3475*	SureColor T3270*	SureColor T5170*	SureColor T5470M*	SureColor T5475*	SureColor T5270*	SureColor T5270D*	SureColor T7270*	SureColor T7270D*	SureColor T7770D*
Product Code	SCT2170SR	SCT3170SR	SCT3170x	SCT3170MSR	SCT3475SR	SCT3270SR	SCT5170SR	SCT5470M	SCT5475SR	SCT5270SR	SCT5270DR	SCT7270SR	SCT7270DR	SCT7770DR
Limited Warranty	1-Year On-Site, Next-Business-Day ^A Whole Unit Exchange													
Service Plans	NBD ^A WUE ^{**} , On-site NBD ^{**A} ; for product codes and more information, visit www.epson.com/esp													
Max. Width	24"	24"	24"	24"	24"	24"	36"	36"	36"	36"	36"	44"	44"	44"
Number of Rolls	Single	Single	Single	Single	Single	Single	Single	Single	Single	Single	Dual	Single	Dual	Dual
Ink Type	UltraChrome [®] XD2	UltraChrome [®] XD2	Pigment Black/ Dye Color	UltraChrome [®] XD2	UltraChrome [®] XD2	UltraChrome [®] XD	UltraChrome [®] XD	UltraChrome [®] XD2	UltraChrome [®] XD2	UltraChrome [®] XD	UltraChrome [®] XD	UltraChrome [®] XD	UltraChrome [®] XD	UltraChrome [®] XD3
Largest Replacement Ink Size	80 mL (Black)	80 mL (Black)	140 mL (Bottles)	80 mL (Black)	700 mL	700 mL	80 mL (Black)	350 mL	700 mL	700 mL	700 mL	700 mL	700 mL	700 mL
D-Size Print (24" x 34") ⁹	43 sec.	34 sec.	34 sec.	34 sec.	25 sec.	28 sec.	31 sec.	22 sec.	22 sec.	25 sec.	25 sec.	25 sec.	25 sec.	16 sec.
Scanner	—	—	—	Yes	—	—	—	Yes	—	Optional 36"	Optional 36"	Optional 36"	Optional 36"	—
Connectivity	Ethernet, Wireless, USB	Ethernet, Wireless, USB	Ethernet, Wireless, USB	Ethernet, Wireless, USB	Ethernet, Wireless, USB	USB or Ethernet	Ethernet, Wireless, USB	Ethernet, Wireless, USB	Ethernet, Wireless, USB	USB or Ethernet	USB or Ethernet	USB or Ethernet	USB or Ethernet	Ethernet, Wireless, USB
Internal Print Server	—	—	—	—	—	Optional 320GB	—	—	—	Optional 320GB	Optional 320GB	Optional 320GB	Optional 320GB	Optional 960GB
Print from USB Flash Drive	—	—	—	Yes	Yes	—	—	Yes	Yes	—	—	—	—	Yes

FEATURES

- No need to laminate** — prints are water resistant and smudge resistant with UltraChrome XD and UltraChrome all-pigment inks
- Low cost of operation** — high-capacity ink cartridges up to 700 mL and Supertank options for low printing costs
- Versatile** — print a variety of media, including rigid posterboard up to 1.5 mm thick^{***}
- Optional internal print server** — remotely manage print queues and save and reprint jobs (available for select models; sold separately)

Printer Disclaimers

*This product uses only genuine Epson-brand cartridges or ink packs (ink delivery varies by model). Other brands of ink supplies are not compatible and, even if described as compatible, may not function properly or at all.

**NBD = Next Business Day, WUE = Whole Unit Exchange.

***SureColor T3270/T5270/T5270D/T7270/T7270D/T7770D only.

[†]Black and color print speeds are measured in accordance with ISO/IEC 24734. Actual print times will vary based on factors including system configuration, software, and page complexity. For more information, visit www.epson.com/printspeed

[‡]Expedited shipping not available in all areas. Orders must be placed and processed by 1 p.m. Pacific Time for Next-Business-Day delivery. See limited warranty or service plan for details.

¹ Wi-Fi CERTIFIED: level of performance subject to the range of the router being used. Wi-Fi Direct may require printer software.

² Most features require an Internet connection to the printer, as well as an Internet- and/or email-enabled device. For a list of Epson Connect™ enabled printers and compatible devices and apps, visit www.epson.com/connect

³ Not all media types are supported for PCL printing.

⁴ With optional paper tray(s). Number of optional trays varies by model.

⁵ WF-M5299/WF-M5799 actual savings will vary based on print tasks, print volumes and usage conditions. Savings comparison based on the purchase cost of replacement ink packs and the cost of enough mono toner cartridges to achieve the total page yields of the ink packs using the manufacturers' online prices and yields for the highest-capacity toner cartridges for the best-selling similarly featured cartridge-based mono laser printers priced at \$999 (USD) with speeds of 40 ppm or less per industry-available data as of May 2021. WF-C5790/WF-C5710/WF-C5290/WF-C5210 actual savings will vary based on print tasks, print volumes and usage conditions. Compared with the best-selling, cartridge-based color laser printers priced at \$499 (USD) or less and 40 ppm or less per manufacturers' published information and industry-available data as of May 2021.

⁶ WF-C21000, WF-C20750 and WF-C20600, compared to similarly featured A3 color laser printers and copiers at 45 ppm or higher based on industry available data as of October 2021. Actual power savings will vary by product model and usage. Actual print times will vary based on system configuration, software and page complexity. For more information, visit www.epson.com/printspeed

⁷ WF-M21000 as compared to similarly featured A3 mono MFPs and copiers at 70 ppm or higher based on industry available data as of October 2021. Actual print times will vary based on system configuration, software and page complexity. For more information, visit www.epson.com/printspeed

⁸ WF-C21000, WF-C20750 and WF-C20600, compared to similarly featured A3 color laser printers and copiers at 45 ppm or higher based on industry available data as of October 2021. Actual power savings will vary by product model and usage.

⁹ Print speeds are based on the print engine speed only. Total throughput time for any print depends on various factors including workstation configuration, file size, print resolution, ink coverage and networking. Actual print speeds will vary.

RECOMMENDED ACCESSORIES

- Optional Stand (C12C933151) — T2170/T3170/T3170M only
- Multifunction Scanner Module for 36" (SCT36SCAN)[§] — Tx270 class only
- Multifunction Scanner Module for 44" (SCT44SCAN)[§] — Tx270 class only
- 320GB Internal Print Server (C12C848031) — Tx270 class only
- 960GB Internal Print Server (C12C936671) — T7770D only

[§] Not compatible with SureColor T3270.

LARGE-FORMAT GRAPHICS

Scanners

Maximize productivity and simplify file management. Our wide array of mobile, desktop, flatbed, photo and large-format scanners makes it easy to capture important student documents, artwork, photos and more.



Mobile Scanners



Desktop/Workgroup Scanners



Flatbed Scanners



Photo and Graphic Arts Scanners

Document Scanners for Staff on the Go

These lightweight mobile document scanners let educators and administrators scan documents, ID cards and more, whether working on campus or remotely. For even more flexibility, this versatile lineup includes wireless and ADF models for easy, efficient organization in virtually any setting.



MODEL	WorkForce DS-70	WorkForce DS-80W	Epson DS-320
Product Code	B11B252202	B11B253202	B11B243201
Limited Warranty	3-Year Next Business Day ^a Whole Unit Exchange ¹		
Extended Service Plans	1-Year NBD ^a (WUE)* EPPDSBE1, 2-Year NBD ^a (WUE)* EPPDSBE2		
Power Source	EPPDSBE2	USB or battery	AC or USB**
ADF Capacity	—	—	20 pages
Simplex/Duplex Scan Speeds	10 ppm ² /—	15 ppm ² /—	25 ppm/50 ipm ³
TWAIN/ISIS [®] Drivers	TWAIN	TWAIN	Both
Scan-to-Cloud ⁴ /OCR Software	Yes	Yes	Yes
Max. Page Length	72"	72"	44"
Network	—	Wireless	—
Optical Resolution (dpi)	600	600	600

FEATURES

- **Organization on the go** — scanners easily fit in a shoulder bag or briefcase
- **Scan to online storage accounts⁴** — intuitively scan to Dropbox[®], SharePoint[®], Evernote[®], Google Drive[™] and more
- **Generate searchable and editable files** — scan to editable Word and Excel[®] files or searchable PDF files⁵
- **Powerful software included** — Epson Scan 2, Epson Document Capture and more

RECOMMENDED ACCESSORIES

- Maintenance Sheet Kit for DS-70/DS-80W (B12B819481)
- Carrier Sheets for DS-70/DS-80W (B12B819451)
- Separation Pad for DS-320 (B12B819271)
- Pick-up Roller for DS-320 (B12B819251)

^aNBD = Next Business Day, WUE = Whole Unit Exchange.

^{**}USB power requires USB 3.0 connection port on your computer.

⁴Expedited shipping not available in all areas. Orders must be placed and processed by 1 p.m. Pacific Time for Next-Business-Day delivery. See limited warranty or service plan for details.

Epson Preferred Plus Extended Service Plans

We offer a variety of plans to:

- Maximize uptime
- Ensure predictable costs
- Provide peace of mind

See page 47 for product codes and more information.

Document Scanners for Records, Grading, Forms and More

These fast, efficient and compact desktop/workgroup scanners breeze through stacks of 2-sided documents — plus rigid ID cards, folded pages up to 11" x 17"* and more. Designed for situations where speed is critical and dependability is paramount, these workgroup scanners offer world-class performance at a significant value.



MODEL	Epson DS-410	Epson DS-530 II	Epson DS-575W II	Epson DS-730N	Epson DS-770 II	Epson DS-790WN	Epson DS-870	Epson DS-970	Epson DS-30000	Epson DS-32000
Product Code	B11B249201	B11B261202	B11B263202	B11B259201	B11B262201	B11B265201	B11B250201	B11B251201	B11B256201	B11B255201
Limited Warranty	3-Year Next Business Day ^A Whole Unit Exchange ¹									
Extended Service Plans 1- and 2-Year NBD ^A (WUE)**	EPPSNVSCC1	EPPDSCE1 EPPDSCE2	EPPDSDE1 EPPDSDE2	EPPDSDE1 EPPDSDE2	EPPDSEE1 EPPDSEE2	EPPDSEE1 EPPDSEE2	EPPDSFE1 EPPDSFE2	EPPDSGE1 EPPDSGE2	EPPDSHE1 EPPDSHE2	EPPDSIE1 EPPDSIE2
ADF Capacity	50 sheets	50 sheets	50 sheets	100 sheets	100 sheets	100 sheets	100 sheets	100 sheets	120 sheets	120 sheets
Simplex/Duplex Scan Speeds	26 ppm/ 52 ipm ⁶	35 ppm/ 70 ipm ⁶	35 ppm/ 70 ipm ⁶	40 ppm/ 80 ipm ⁶	45 ppm/ 90 ipm ⁷	45 ppm/ 90 ipm ⁷	65 ppm/ 130 ipm ⁶	85 ppm/ 170 ipm ⁶	70 ppm/ 140 ipm ⁶	90 ppm/ 180 ipm ⁶
TWAIN/ISIS Drivers	Both	Both	Both	Both	Both	Both	Both	Both	Both	Both
Scan-to-Cloud ⁴ / OCR Software	Yes	Yes	Yes	Yes	Yes	Yes	Yes	Yes	Yes	Yes
Max. Width	8.5"	8.5"	8.5"	8.5"	8.5"	8.5"	8.5"	8.5"	12"	12"
Max. Page Length	36"	240"	240"	240"	240"	240"	240"	240"	220"	220"
Network	—	—	Wireless	Ethernet	—	Wireless/ Ethernet	—	—	—	—
Optical Resolution (dpi)	600	600	600	600	600	600	600	600	600	600
ScanWay PC-Free Scanning	—	—	—	Yes	—	Yes	—	—	—	—

FEATURES

- **Seamless compatibility with document management systems** — TWAIN and ISIS drivers available for easy integration with existing software⁸
- **World-class performance** — advanced paper feed technology includes Dynamic Skew Correction and Double-Feed Detection
- **Scan to online storage accounts⁴** — intuitively scan to Dropbox, Google Drive, SharePoint, Evernote and more
- **Generate searchable and editable files** — scan to editable Word and Excel files or searchable PDF files⁵; OCR software included

*Requires optional carrier sheet (sold separately).

**NBD = Next Business Day, WUE = Whole Unit Exchange.

***Requires Epson Perfection[®] V19/V39 flatbed scanner (sold separately).

⁴Expedited shipping not available in all areas. Orders must be placed and processed by 1 p.m. Pacific Time for Next-Business-Day delivery.

See limited warranty or service plan for details.

See page 44 for scanner disclaimers.

RECOMMENDED ACCESSORIES

Carrier Sheets

- DS-410 (B12B813431)
- DS-530 II/DS-575W II/DS-770 II/DS-730N/DS-790WN/DS-870/DS-970/DS-30000/DS-32000 (B12B819051)
- Passport Carrier Sheets DS-30000/32000 (B12B819651)

Roller Assembly Kit

- DS-410 (B12B819381)
- DS-530 II/DS-575W II/DS-770 II/DS-730N (B12B819671)
- DS-30000/DS-32000 Pick-up Roller (B12B819611)
- DS-30000/DS-32000 Separation Roller (B12B819631)

Advanced Roller Kit

- DS-790WN/DS-870/DS-970 (B12B819711)

Paper Alignment Plate

- DS-790WN/DS-870/DS-970 (B12B89691)

Cleaning Kit (B12B819291)

Flatbed Dock***

- DS-530 II/DS-770 II/DS-870/DS-970 (B12B819011)

Epson Preferred Plus Extended Service Plans

We offer a variety of plans to:

- Maximize uptime
- Ensure predictable costs
- Provide peace of mind

See page 47 for product codes and more information.

Document Scanners for High-Speed, High-Volume Scanning

Offering high-speed duplex document scanning* along with flatbed versatility, these scanners are the smart solution for fast, easy scanning for virtually any need. Use the high-capacity ADFs* to blaze through stacks of 1- or 2-sided documents, or use the flatbed to scan hardbound books or other odd-sized items.



MODEL	Epson DS-1630	WorkForce DS-6500	WorkForce DS-7500	WorkForce DS-50000	WorkForce DS-60000	WorkForce DS-70000
Product Code	B11B239201	B11B205221	B11B205321	B11B204121	B11B204221	B11B204321
Limited Warranty	3-Year Next Business Day ¹ Whole Unit Exchange ¹					
Extended Service Plans 1- and 2-Year NBD ¹ (WUE)**	EPPDSCE1, EPPDSCE2	EPPDSFE1, EPPDSFE2	EPPDSGE1, EPPDSGE2	EPPDSGE1, EPPDSGE2	EPPDSHE1, EPPDSHE2	EPPDSIE1, EPPDSIE2
ADF Capacity	50 sheets	100 sheets	100 sheets	—	200 sheets	200 sheets
Simplex/Duplex Scan Speeds	25 ppm/10 ipm ⁶	25 ppm/50 ipm ⁹	40 ppm/80 ipm ⁹	—	40 ppm/80 ipm ¹²	70 ppm/140 ipm ¹²
TWAIN/ISIS Drivers	Both	Both	Both	Both	Both	Both
Scan-to-Cloud ⁴ /OCR Software	Yes	Yes	Yes	Yes	Yes	Yes
Max. Page Length	—	40" ¹⁰ (ADF)/11.7" (flatbed)	40" ¹⁰ (ADF)/11.7" (flatbed)	17" ¹¹	100" (ADF) ¹³ / 17" (flatbed)	100" (ADF) ¹³ / 17" (flatbed)
Network	—	Optional unit	Optional unit	Optional unit	Optional unit	Optional unit
Optical Resolution (dpi)	600 (ADF)/1200 (flatbed)	600 (ADF)/1200 (flatbed)	600 (ADF)/1200 (flatbed)	600	600	600
Flatbed Size	8.5" x 11.7"	8.5" x 11.7"	8.5" x 11.7"	11.7" x 17" ¹³	11.7" x 17"	11.7" x 17"

FEATURES

- **Achieve remarkable results** — 4-line CCD sensor (RGB and black) provides vivid color and crisp, sharp text (not available on DS-1630)
- **Work smarter and more efficiently** — ultra fast speeds, long-paper scanning up to 100", built-in high-capacity ADFs, plus auto duplex scanning*
- **Seamless compatibility with document management systems** — TWAIN and ISIS drivers included for easy integration with existing software⁸
- **3-year limited warranty¹ with world-class service and support** — includes Advance Exchange with free Next-Business-Day Replacement¹⁴ to minimize downtime

RECOMMENDED ACCESSORIES

Network Scan Module

- DS-6500/DS-7500/DS-50000/DS-60000/DS-70000 (B12B808411)

Roller Assembly Kit

- DS-6500/DS-7500 (B12B813481)
- DS-60000/70000 (B12B813501)

Epson Preferred Plus Extended Service Plans

We offer a variety of plans to:

- Maximize uptime
- Ensure predictable costs
- Provide peace of mind

See page 47 for product codes and more information.

*ADF not available on WorkForce DS-50000.

**NBD = Next Business Day, WUE = Whole Unit Exchange.

¹⁴Expedited shipping not available in all areas. Orders must be placed and processed by 1 p.m. Pacific Time for Next-Business-Day delivery. See limited warranty or service plan for details.

Photo and Graphic Arts Scanners

Epson offers a wide range of photo scanners perfect for media centers, libraries and fine arts departments. From artwork and book pages to slides and negatives, Epson photo and graphic arts scanners deliver superior scans with precise color and detail.



MODEL	Epson Perfection V850 Pro	Epson Perfection 12000XL Graphic Arts	Expression 12000XL Photo
Product Code	B11B224201	12000XL-GA	12000XL-PH
Extended Service Plans 1- and/or 2-Year NBD ^Δ (WUE)*	EPPSNVSCF1	EPPDSIE1 EPPDSIE2	
Film	Yes	Optional	Yes
Optical Resolution (dpi)	6400 ¹⁵	2400	2400
Digital ICE® for Prints/Film	Both	—	—
Dual Lens System	Yes	—	—
Fluid Mount	Optional	—	—
TWAIN Driver	Yes	Yes	Yes
Large Format	—	Yes	Yes
Max. Scan Area	8.5" x 11.7"	12.2" x 17.2"	12.2" x 17.2"

FEATURES

- **Remarkable tonal range and shadow detail** — film scanning with high Dmax for smooth gradations and fine shadow detail
- **Scan 35 mm slides, negatives and film** — select models include a built-in Transparency Unit
- **Automatically remove dust and scratches** — Digital ICE Technologies remove many surface defects from film and prints
- **ReadyScan® LED light source** — for fast scans with no warmup time needed

RECOMMENDED ACCESSORIES

- Fluid Mount Accessory for V850 (B12B818272)
- Transparency Unit for 12000XL-GA (B12B819221)

Epson Preferred Plus Extended Service Plans

We offer a variety of plans to:

- Maximize uptime
- Ensure predictable costs
- Provide peace of mind

See page 47 for product codes and more information.

Scanner Disclaimers

- * NBD = Next Business Day, WUE = Whole Unit Exchange.
- ^Δ Expedited shipping not available in all areas. Orders must be placed and processed by 1 p.m. Pacific Time for Next-Business-Day delivery. See limited warranty or service plan for details.
- For more information, go to www.epson.com/3yearsscannerwarranty
 - At 300 dpi, based on 8.5" x 11", 1-sheet scan speed; DS-80W speed using the battery.
 - Based on letter-sized scans at 300 dpi using the AC adapter.
 - With Document Capture Pro installed on the connected PC. Internet connection is required (Windows only on the DS-860/6500/7500/50000/60000/70000); wirelessly scan to smartphones or tablets (Android/iOS devices) via the Epson DocumentScan app; wirelessly scan to the cloud, PCs or Macs with Epson Document Capture software, installed on the connected Windows PC or Mac. Internet connection is required (DS-80W/575W II); with Epson Document Capture software installed on the connected Windows PC or Mac. Internet connection required (DS-320/410/530 II/730N/770 II/790WN/1630).
 - Windows only on some models. See product specifications for more details.
 - Based on letter-sized scans at 300 dpi in Black-and-White, Grayscale or Color Mode.
 - Based on letter-sized scans at 300 dpi in Black-and-White, Grayscale or Color Mode, using the USB interface. Scan speed varies depending on network conditions.
 - May require Internet access for software download.
 - Scan speed based on letter-size paper; 300 dpi from when page scan begins.
 - Maximum scan size for Mac is 8.5" x 14"; maximum scan size for Windows is 8.5" x 40".
 - Maximum scan size for Mac is 11.7" x 16.54"; maximum scan size for Windows is 11.7" x 17".
 - Based on 200 dpi, letter-size, in Black-and-White or color.
 - Maximum scan size for Mac is 11.7" x 16.54" via the ADF or flatbed; maximum scan size for Windows is 11.7" x 100" via the ADF.
 - Expedited shipping not available in all areas. Orders must be placed and processed by 1 p.m. Pacific Time for Next-Business-Day delivery. See limited warranty or service plan for details.
 - Optical resolution is the maximum scan resolution of the image sensor, using the definition of ISO 14473.



FIND YOUR SALES REPRESENTATIVE



Contact your local representative with questions or to learn about products and special offers.

www.epson.com/educationrep



Epson PreferredSM Plus Extended Service Plans



We've got you covered.

Epson Preferred Plus Extended Service Plans offer you peace of mind with a variety of flexible plan options to best fit your needs and budget — helping you maximize uptime and protect your investment. For more information, go to www.epson.com/esp

PROJECTOR SERVICE PLANS*

1-Year Next Business Day ^a Whole Unit Exchange (Year 4 or 5), PowerLite Series Below Model 2000 ¹	EPPEXPA1
2-Year Next Business Day ^a Whole Unit Exchange (Year 4-5), PowerLite Series Below Model 2000 ¹	EPPEXPA2
1-Year Next Business Day ^a Whole Unit Exchange (Year 4 or 5), PowerLite Series Model 2000 and Above ¹	EPPEXPB1
2-Year Next Business Day ^a Whole Unit Exchange (Year 4-5), PowerLite Series Model 2000 and Above ¹	EPPEXPB2
1-Year Next Business Day ^a Whole Unit Exchange (Year 4 or 5), EB-PU Series Models 2010	EPPEXPC1
2-Year Next Business Day ^a Whole Unit Exchange (Year 4-5), EB-PU Series Models 2010	EPPEXPC2
3-Year Upgrade to Next Business Day ^a Whole Unit Exchange (Years 1-3), EB-PU Series Above Model 2010 ²	EPPPRJPU3
5-Year Next Business Day ^a Whole Unit Exchange Upgrade (Years 1-3) and Extension (Years 4-5), EB-PU2113W, EB-PU2116W, EB-PU2213B, EB-PU2216B ²	EPPPRJPUE5
5-Year Next Business Day ^a Whole Unit Exchange Upgrade (Years 1-3) and Extension (Years 4-5), EB-PU2120W, EB-PU2220B ²	EPPPRJPU20E5
1-Year Shipping Upgrade to Next Business Day ^a (Year 4 or 5) Fixed Lens Laser Models Only ³	BFEPSSU1
2-Year Shipping Upgrade to Next Business Day ^a (Year 4 and 5) Fixed Lens Laser Models Only ³	BFEPSSU2

DOCUMENT CAMERA SERVICE PLAN*

2-Year Next Business Day ^a Whole Unit Exchange, Document Camera	EPPELPDC10
--	------------

1 Lamp-based models only.

2 Must be purchased within 90 days of hardware purchase.

3 Only for models eligible for additional warranty through registration.

SCANNER SERVICE PLANS*

1-Year Next Business Day ^a Whole Unit Exchange (Year 4 or 5), DS-70, DS-80W	EPPDSBE1
2-Year Next Business Day ^a Whole Unit Exchange (Year 4-5), DS-70, DS-80W	EPPDSBE2
1-Year Next Business Day ^a Whole Unit Exchange (Year 4 or 5), DS-1630, DS-320, DS-530 II	EPPDSCE1
2-Year Next Business Day ^a Whole Unit Exchange (Year 4-5), DS-1630, DS-320, DS-530 II	EPPDSCE2
1-Year Next Business Day ^a Whole Unit Exchange (Year 4 or 5), DS-575W II, DS-730N	EPPDSDE1
2-Year Next Business Day ^a Whole Unit Exchange (Year 4-5), DS-575W II, DS-730N	EPPDSDE2
1-Year Next Business Day ^a Whole Unit Exchange (Year 4 or 5), DS-770 II, DS-780N	EPPDSEE1
2-Year Next Business Day ^a Whole Unit Exchange (Year 4-5), DS-770 II, DS-780N	EPPDSEE2
1-Year Next Business Day ^a Whole Unit Exchange (Year 4 or 5), DS-6500, DS-870	EPPDSFE1
2-Year Next Business Day ^a Whole Unit Exchange (Year 4-5), DS-6500, DS-870	EPPDSFE2
1-Year Next Business Day ^a Whole Unit Exchange (Year 4 or 5), DS-7500, DS-50000, DS-970	EPPDSGE1
2-Year Next Business Day ^a Whole Unit Exchange (Year 4-5), DS-7500, DS-50000, DS-970	EPPDSGE2
1-Year Next Business Day ^a Whole Unit Exchange (Year 4 or 5), DS-30000, DS-60000	EPPDSHE1
2-Year Next Business Day ^a Whole Unit Exchange (Year 4-5), DS-30000, DS-60000	EPPDSHE2
1-Year Next Business Day ^a Whole Unit Exchange (Year 4 or 5), DS-32000, DS-70000	EPPDSIE1
2-Year Next Business Day ^a Whole Unit Exchange (Year 4-5), DS-32000, DS-70000	EPPDSIE2
1-Year Replacement or Repair (Year 4 or 5), DS-410, ES-200, ES-300W, ES-300WR, ES-65WR, ES-580W, ES-400 II, ES-500W II, RR-60, RR-70W, V600	EPPSNVSCC1
1-Year Replacement or Repair (Year 4 or 5), V850	EPPSNVSCF1

*Check individual extended service plans for Terms and Conditions. Coverage varies by plan.

^aExpedited shipping not available in all areas. Orders must be placed and processed by 1 p.m. Pacific Time for Next-Business-Day delivery. See limited warranty or service plan for details.

Epson Preferred Plus Extended Service Plans (Continued)

SUPERTANK AND WORKFORCE PRINTERS			
Models	Upgrade to Premium (Year 2 of Ltd. Warranty*) Next-Business-Day** Whole Unit Exchange	Premium (Years 3-5) Next-Business-Day** Whole Unit Exchange	Standard (Years 3-5) Return for Repair
EC-4020, EC-4030, WF-C5210, WF-M5299, WF-C5710	EPPDSKB1U	EPPDSKB1A	EPPDSKB1R
EC-C110, EC-4040, WF-C4810, ST-M1000, ST-2000, ST-C2100, ST-3000, ST-M3000, WF-C5290, WF-C5790, WF-M5799	EPPDSKC1U	EPPDSKC1A	EPPDSKC1R
ST-4000, ST-C4100, WF-6590, WF-6090	EPPDSKD1U	EPPDSKD1A	EPPDSKD1R
WF-M5799 Supertank, WF-C5790 Supertank	EPPDSKE1U	EPPDSKE1A	EPPDSKE1R
WF-C8190, WF-C8690, ST-C8090, ST-C8000	EPPDSKF1U	EPPDSKF1A	EPPDSKF1R

*2nd-year limited warranty upgrade can be purchased any time during the first year of coverage.

**Expedited shipping not available in all areas. Orders must be placed and processed by 1 p.m. Pacific Time for Next-Business-Day delivery. See limited warranty or service plan for details.



Epson Education Solutions

Epson is a leading provider of innovative technology solutions built specially for education that help institutions succeed. We partner with you to offer a seamless experience, working with and across devices, curriculum and infrastructure to best meet your specific needs, focusing on:

- Engaging students
- World-class customer service and support
- Cost-effective, high-quality solutions
- A commitment to the environment

Discover how Epson can help you work toward the future. www.epson.com/foreducation

Epson America, Inc.
3131 Katella Ave., Los Alamitos, CA 90720
www.epson.com

Epson Canada Limited
185 Renfrew Drive, Markham, Ontario L3R 6G3
www.epson.ca

Better Products for a Better Future™
eco.epson.com

Product prices and specifications are subject to change without notice. EPSON, Expression, Instant Off, LightScene, Perfection, PowerLite, PrecisionCore, Quick Corner, ReadyScan, SureColor, UltraChrome and WorkForce are registered trademarks, EPSON Exceed Your Vision is a registered logomark and Better Products for a Better Future, Epson Connect, Epson iProjection and PrecisionCore Heat-Free Technology are trademarks of Seiko Epson Corporation. Brighter Futures and BrightLink are registered trademarks, BrightLink GoBoard, PixAlign and Pilot are trademarks and Epson Preferred is a service mark of Epson America, Inc. iPad, iPhone and Mac are trademarks of Apple Inc., registered in the U.S. and other countries. Android, Chrome, Chromebook, Google Docs, Google Drive, Google Meet, Google Sheets and Google Slides are trademarks of Google LLC. Excel, Microsoft, Microsoft Teams, SharePoint and Windows are either registered trademarks or trademarks of Microsoft Corporation in the United States and other countries. Miracast® and Wi-Fi Direct® are registered trademarks and Wi-Fi CERTIFIED™ is a trademark of Wi-Fi Alliance®. All other product and brand names are trademarks and/or registered trademarks of their respective companies. Epson disclaims any and all rights in these marks. Copyright 2022 Epson America, Inc. CPD-60479R3 6/22