



## SPECIFICATIONS

MODEL NUMBER	ELPWP10	ELPWT01
SKU Number	V12HA41040	V12HA43040
		
<b>Specifications of Transmitter</b>		
Wireless Specification		
Supported Standards and Frequency	IEEE 802.11a (5 GHz): 54 Mbps*, IEEE 802.11g (2.4 GHz): 54 Mbps*, IEEE 802.11n (2.4 GHz): 135 Mbps*, IEEE 802.11n (5 GHz): 135 Mbps*, IEEE 802.11ac (5 GHz): 325 Mbps*	
Communtation Speed	Select from 3 Modes (25 Mbps / 15 Mbps / 7 Mbps) Default setting : 15 Mbps	
Reachable Distance	10 m (when the line of sight conditions are good)	
Certification	Wi-Fi CERTIFIED	
Power Consumption	5 VDC / 0.5 A	
Storage Temperature	-20 °C to 70 °C* <-4 °F to 158 °F> (Humidity 0% - 95%)	
Operating Temperature	0 °C to 40 °C* <-32 °F to 104 °F> (0 m to 3,000 m/9,842 ft) Humidity: 20% - 80%	
Operating Altitude	0 m to 3000 m <0 ft to 9842 ft>	
<b>Input / Output</b>		
USB	Type A	1 (with USB Type C Adapter)
	Standard	USB 2.0
Transmitter	2	1

MODEL NUMBER	ELPWP20
SKU Number	V12HA42040
	
<b>Base Station</b>	
Beep	Yes
Remote Control Distance	6m**
<b>Video I/O</b>	
Digital In	HDMI 2 (HDCP 2.3)
Digital Out	HDMI 1 (HDCP 2.3)
<b>Audio I/O</b>	
Output	Stereo Mini 1
<b>USB I/O</b>	
Type A	1 (for pairing of wireless dongle, firmware update of wireless dongle, document camera)
Type B	Mini B x1 (for service)
<b>Wireless Specification (Screen Mirroring)</b>	
Supported Speed for each mode	Infrastructure: IEEE 802.11b (2.4 GHz): 11 Mbps*, IEEE 802.11g (2.4 GHz): 54 Mbps*, IEEE 802.11n (2.4 GHz): 72.2 Mbps*, IEEE 802.11a (5 GHz): 54 Mbps*, IEEE 802.11n (5 GHz): 150.0 Mbps*, IEEE 802.11ac (5 GHz): 325Mbps* Access Point (Wi-Fi Direct): IEEE 802.11g (2.4 GHz): 54 Mbps*, IEEE 802.11n (2.4 GHz): 72.2 Mbps*, IEEE 802.11a (5 GHz): 54 Mbps*, IEEE 802.11n (5 GHz): 150.0 Mbps*, IEEE 802.11ac (5 GHz): 325Mbps*
Supported Mode	Infrastructure, Access Point (Wi-Fi Direct)
Certification	Wi-Fi CERTIFIED Miracast R2
Supported Security Type	Infrastructure: OPEN, WPA2/WPA3-PSK, WPA2/WPA3-EAP Supported EAP type: PEAP, PEAP-TLS, EAP-TLS, EAP-Fast Access Point (Wi-Fi Direct): WPA2-PSK (AES)
<b>Wireless Specification (Built-in Wireless LAN Unit Use)</b>	
Supported Speed for each mode	Infrastructure: IEEE 802.11b (2.4 GHz): 11 Mbps*, IEEE 802.11g (2.4 GHz): 54 Mbps*, IEEE 802.11n (2.4 GHz): 72.2 Mbps*, IEEE 802.11a (5 GHz): 54 Mbps*, IEEE 802.11n (5 GHz): 150.0 Mbps*, IEEE 802.11ac (5 GHz): 325Mbps* Access Point (Wi-Fi Direct): IEEE 802.11g (2.4 GHz): 54 Mbps*, IEEE 802.11n (2.4 GHz): 72.2 Mbps*, IEEE 802.11a (5 GHz): 54 Mbps*, IEEE 802.11n (5 GHz): 150.0 Mbps*, IEEE 802.11ac (5 GHz): 325Mbps*
Supported Mode	Infrastructure, Access Point (Wi-Fi Direct)
Certification	Wi-Fi CERTIFIED
Supported Security Type	Infrastructure: OPEN, WPA2/WPA3-PSK, WPA2/WPA3-EAP Supported EAP type: PEAP, PEAP-TLS, EAP-TLS, EAP-Fast Access Point (Wi-Fi Direct): WPA2-PSK (AES)
Operating Temperature	0 °C to 40 °C* <-32 °F to 104 °F> (0 m to 3,000 m/9,842 ft) Humidity: 20% - 80%
Operating Altitude	0 m to 3000 m <0 ft to 9842 ft>
Storage Temperature	-10 °C to 60 °C <14 °F to 140 °F> (10% - 90% Humidity, No Condensation)
Start-up Period	Less than 7 seconds
Power Supply Voltage	100 - 240 V AC +/- 10%, 50/60 Hz
Power Consumption	System On: 12W / Network Standby: 2.0W / Energy Saving: 0.5W
Transmitter	2

\* These modes and actual data throughputs depend on supported wireless mode of sources and/or environmental conditions.  
\*\* This is a standard remote control distance. Performance will depend on the environment.

### Supplied Accessories


**For ELPWP10**  
Wireless LAN Adapter Cover: 1  
Tray: 1  
Quick Start Guide

**For ELPWP20**  
**Receiver (Base Unit)**  
Power Cable: 1.8m  
AC Power Adapter: 30 W  
Remote Control: 1 with 2 xAA Batteries  
Tray: 1  
HDMI Cable: 1.8m  
AC power adapter holder  
Wall mount unit for base unit  
Quick Start Guide

**Optional Accessories:**  
Transmitter: ELPWT01

### Maximum Dimension:


**Wireless Dongle**  
USB Cable Length: 175mm  
Weight: Approx. 53 g  
\*Incl. USB Type-C adapter & main body



**Receiver (Base Station)**  
Dimension Exlude Feet (W x H x D):  
230 x 35 x 190 mm  
Weight: Approx. 1 Kg



**Tray**  
Dimension Exlude Feet (W x H x D):  
96 x 78 x 92 mm  
Weight: Approx. 0.12 Kg



©2021 Epson Singapore Pte Ltd. All Rights Reserved.  
Reproduction in part or in whole, without the written permission from Epson, is strictly prohibited.

EPSON and EXCEED YOUR VISION are registered trademarks of Seiko Epson Corporation.

All other product names and other company names used herein are for identification purposes only and are the trademarks or registered trademarks of their respective owners.

Epson disclaims any and all rights in those marks. Projected images shown herein are simulations. The actual product design and contents may vary. Specifications are subject to change without notice and may vary between countries. Please check with local Epson offices for more information.

Dealer's Stamp

Information correct at time of printing.  
Printed April 2021

## WIRELESS PRESENTATION SYSTEM ELPWT01/ELPWP10/ELPWP20

**EPSON**  
EXCEED YOUR VISION

# HASSLE-FREE MULTI-USER WIRELESS PRESENTATION SYSTEM.



### Enhanced collaboration through fuss-free wireless presentation solutions.

Designed for highly-efficient meeting rooms and learning spaces, Epson's ELPWP10/ ELPWP20 hassle-free wireless presentation system will free your tables from messy cables and reinvent how you collaborate during presentations. Without additional installations or troublesome changes to network settings, connect up to six users at any one time and start presenting your ideas from anywhere in the room.



### IT'S IN THE DETAILS.

#### Enhanced Collaboration

Showcase up to four multi-projections on one screen simultaneously.

#### Seamless Presentation

Toggle screen-sharing function between six different users seamlessly.


#### Direct Connection

Wireless connection without additional apps or network settings required.

Find out more at [www.epson.com.sg/projectors](http://www.epson.com.sg/projectors)



**Epson Singapore Pte Ltd** 438B Alexandra Road, Block B Alexandra Technopark, #04-01/04, Singapore 119968. Tel: (65) 6586-5500  
**Epson Customer Care Center** 100G Pasir Panjang Road, #01-09 Interlocal Centre, Singapore 118523. Epson Helpdesk: 800 120 5564. Please refer to [www.epson.com.sg/contact](http://www.epson.com.sg/contact) for opening hours.



Built with efficiency in mind, the wireless presentation system allows users to begin presentations immediately with simple and fuss-free steps. Wave goodbye to complex cable set-ups and confusing network configurations while easily maximising productivity in corporate meetings and learning spaces.

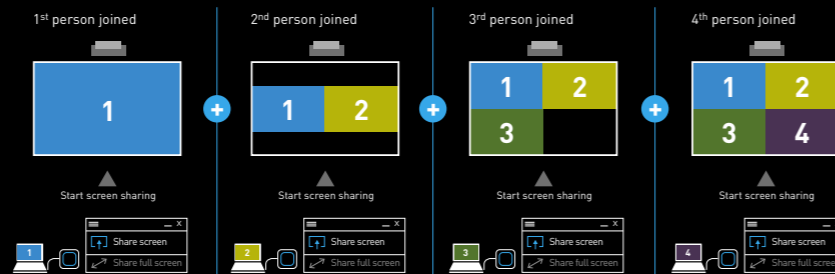
### Split Screen

Elevate your presentations by displaying up to four different input sources on one screen simultaneously.



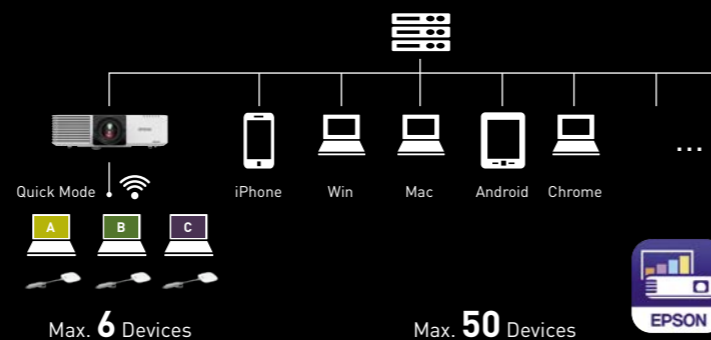
### Share up to 4 Screens

Connect up to six transmitters and project from four devices simultaneously for a smooth and seamless presentation. Simply click on the share screen option and the screen will split automatically.



### Multi PC projection using iProjection app

Quick Mode allows you to connect up to six users using both the transmitter and the iProjection app while the Advanced Connection Mode can connect up to 50 devices for a productive meeting.



## PRODUCT OVERVIEW

### MODEL ELPWT01



As an **optional wireless dongle** for more devices connection.

#### Contents:



Wireless Dongle x1

### MODEL ELPWP10



Ideal for small-group presentation, **Selected Epson projectors\*** offers an affordable and versatile wireless presentation system for offices.

#### Contents:



Wireless Dongle x2



ELPAP11



Tray x1

### MODEL ELPWP20



Ideal for mid-sized meeting rooms, **all display devices with HDMI port** can use the base station for seamless connectivity.

#### Contents:



Wireless Dongle x2



Base Station x1



IR Remote x1



Tray x1

\* Epson EB-1485Fi<sup>^</sup>, EB-800F<sup>^</sup>, EB-805F<sup>^</sup>, EB-725W<sup>^</sup>, EB-725Wi<sup>^</sup>, EB-735F<sup>^</sup>, EB-735Fi<sup>^</sup>, EB-L200SW<sup>^</sup>, EB-L200SX<sup>^</sup>, EB-L200F<sup>^</sup>, EB-L200W<sup>^</sup>, EB-L200X<sup>^</sup>, EB-L520U, EB-L630U, EB-L730U and EB-L630SU.  
^ For EB-1485Fi, EB-800F, EB-805F, EB-725W, EB-725Wi, EB-735F, EB-735Fi, EB-L200SW, EB-L200SX, EB-L200F, EB-L200W and EB-L200X: Firmware upgrade required.

### Simple Connection

Present wirelessly without installing an additional application. Eliminate complex cable management through a direct wireless connection.



### Cross-Platform Support

Supporting both Windows and Mac OS, the wireless dongle comes with both USB Type-C and USB Type-A connectors.



### Encrypted Connection



With AES encryption for all images transmitting from dongle to base station, you can now present your information with a peace of mind.