



# DOCUMENT & GRAPHIC SCANNER



Folder



Email



FTP



Web



Printer

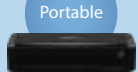


Share Point



WiFi

A4  
Portable



DS-360W

A4 / A3  
Sheetfeed



DS-530 / DS-570W

A4 / A3  
Network  
Sheetfeed



DS-780N

A4 / A3  
Sheetfeed



DS-860

A4  
Flatbed



V39

A4 Film  
Scan



V370

A4 Film  
Scan



V800

A3  
Graphic Scan



12000XL

A3  
Flatbed



DS-50000

A4  
ADF + Flatbed



DS-1630

A4  
ADF + Flatbed



DS-6500 / DS-7500

A3  
ADF + Flatbed



DS-60000 / DS-70000



**BRING CONVENIENCE  
TO YOUR LIFE**

# Epson's legacy of delivering great scanner performance continues with this scanner range that empowers you to achieve more with our advanced technologies.

## Epson Perfection V800 Photo

- Use energy-saving and eco-friendly ReadyScan LED light sources to achieve zero warm-up time, providing hyper-responsive scanning
- Equipped with film holders for 35mm strip film or mounted film, 6 x 20cm medium format film, 4" x 5" large format film and a film area guide for scanning up to 8" x 10" transparency, experience versatility and ease in your scans
- The Dual Lens System is capable of resolutions up to 6400 dpi (Film scanning using the film holder) with an Optical Density of 4.0 Dmax for film scanning and 4800 dpi for reflective scanning
- Backlight Correction helps to reduce interference from background light by correcting shadows, creating a clearer and sharper image.



## Epson WorkForce DS-7500

- One-pass, high-speed scans of up to 40ppm / 80ipm (monochrome and colour) for A4 documents
- Optional network capability
- 100-sheet ADF for convenient, automated batch scanning
- Document Capture Pro (For Windows only) allows easy management of scanned documents and quick access to post-scan destinations such as Scan-to-Cloud, Windows Public Folder, etc



## Epson WorkForce DS-530 / DS-570W

- Speedy scanning of 2-sided documents in a single pass, at 35ppm/70ipm at 300dpi (colour and monochrome)
- High daily duty cycle of 4,000 pages
- A3 documents folded in half can be scanned in one pass without a carrier sheet and automatically stitched back into A3 size
- Document Capture Pro (For Windows only) allows easy management of scanned documents and quick access to post-scan destinations such as Scan-to-Cloud, Windows Public Folder, etc



DS-570W is the WiFi model that suits various customer needs. NFC Supported.

Optional Flatbed Scanner Dock to connect with V39 flatbed scanner for wider application

## Epson WorkForce DS-7000

- One-pass, high-speed scans of up to 40ppm / 80ipm (monochrome and colour) for A4 documents
- Optional network capability
- 200-sheet ADF for convenient, automated batch scanning
- Document Capture Pro (For Windows only) allows easy management of scanned documents and quick access to post-scan destinations such as Scan-to-Cloud, Windows Public Folder, etc



# Choose an Epson scanner that's right for you.

## A4 / A3 Image Scanner

4800 x 4800 dpi resolution:	<b>Epson Perfection V39 Photo</b>	Flatbed color image scanner with CIS/LED scanning capability USB 2.0 Bus Power
4800 x 9600 dpi resolution: with A4 scanning	<b>Epson Perfection V370 Photo</b>	General purpose scanner with film scanning capability and Document Capture Pro
6400 x 9600 dpi resolution: with A4 scanning	<b>Epson Perfection V800 Photo</b>	High-resolution LED scanner with Digital ICE and dual-lens system Effective for removing Newton Ring
6400 x 9600 dpi resolution: with A3 scanning	<b>Epson Expression 12000XL</b>	High-resolution A3 scanner with film scanning capability

## A4 / A3 Sheetfeed Scanner

Sheetfeed scanners for daily document processing:	<b>Epson WorkForce DS-530</b>	Space saving sheetfeed scanner with ultrasonic double feed detection and optional networking capabilities
	<b>Epson WorkForce DS-570W</b>	Space saving sheetfeed scanner that is WiFi Supported enabling wider application
Sheetfeed scanners for medium speed and volume document processing:	<b>Epson WorkForce DS-780N</b>	Space saving sheetfeed scanner with built-in network capabilities
Sheetfeed scanners for dedicated high-speed and volume document processing:	<b>Epson WorkForce DS-860</b>	High speed space saving sheetfeed scanner with ultrasonic double feed detection and optional networking capabilities
Portable scanner for wide application	<b>Epson WorkForce DS-360W</b>	Portable scanner that supports WiFi. Applicable for mobile scanning and card scanning

## A4 Portable Scanner

## A4 / A3 Flatbed Scanner

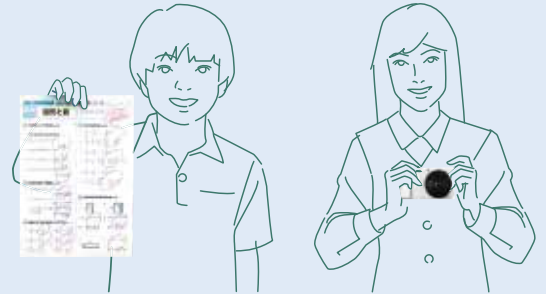
Flatbed scanners for general business scanning:	<b>Epson WorkForce DS-1630</b>	Entry-level A4 flatbed scanner with ADF and fast colour scans
Flatbed scanners for dedicated mid to high-volume document processing (A4-sized):	<b>Epson WorkForce DS-6500</b>	Medium-speed A4 duplex scanning for mid-volume scanning with optional networking capabilities
	<b>Epson WorkForce DS-7500</b>	High-speed A4 duplex scanning for high-volume scanning with optional networking capabilities
High speed scanners for A3-sized documents:	<b>Epson WorkForce DS-50000</b>	A3 scanner with Document Capture Pro and optional networking capabilities
	<b>Epson WorkForce DS-60000</b>	High-speed A3 scanner, one-pass duplex, with Document Capture Pro, ADF and optional networking capabilities
	<b>Epson WorkForce DS-70000</b>	Ultra high-speed A3 scanner, one-pass duplex, with Document Capture Pro, ADF and optional networking capabilities



## A4 / A3 Image Scanner



HOME USER, AMATEUR PHOTOGRAPHERS AND PHOTOGRAPHY ENTHUSIASTS



## A4/A3 Sheetfeed Scanner / A4 Portable Scanner



DS-360W



DS-530



DS-570W



DS-780N



DS-860



DS-530 supports additional Flatbed Scanner Option (FSD) offering high speed sheetfeed scanning and flatbed scanning for passports, booklets, fragile paper like damaged receipts.



SOHO, BUSINESS ENTERPRISES AND GOVERNMENT AGENCIES

SUPPORTS TYPICAL TYPES OF PAPER FOR VARIOUS INDUSTRY



Plastic Card



Wrinkled Paper



Thick Paper



Long Paper

## A4 / A3 Flatbed Scanner



DS-1630



DS-6500



DS-7500



DS-50000



DS-60000



DS-70000



BUSINESS ENTERPRISES, COMMERCIAL & INDUSTRIAL GRAPHICS AND GOVERNMENT AGENCIES





Scanner Model	V39	V370	V800	12000XL
Scanner Type	A4 Flatbed colour image scanner	A4 Flatbed colour image scanner With Film Scanning	LED, Dual Lens, Flatbed colour image scanner With Film Scanning	A3 Flatbed colour image scanner
Sensor	CIS	CCD	CCD	CCD
Scan Speed (600 dpi) <small>Mono</small> <small>Color</small>	1.2 msec/line; 12 sec/pages 3.5 msec/line; 29 sec/pages	2.9 msec/line 3.6 msec/line	3.1 msec/line 12.3 msec/line	12 sec / per A4 (300dpi) 12 sec / per A4 (300dpi)
Optical Resolution	4800 x 4800 dpi	4800 x 9600 dpi	6400 x 9600 dpi	2400 x 4800 dpi
Interface	Hi-Speed USB 2.0	Hi-Speed USB 2.0	Hi-Speed USB 2.0	Hi-Speed USB 2.0
Optical Density	-	3.2	4.0	3.8
Max Effective Area	8.5" x 11.7"	8.5" x 11.7"	8.5" x 11.7"	12.2" x 17.2" 12.2" x 16.5"(TPU)
Transparency Capacity	-	35mm x 6 frames strip film 35mm x 4 frames mounted film	35mm x 18 frames strip film 35mm x 12 frames mounted film 6 x 20cm medium format x 1 frame 4" x 5" transparency x 1 frames 8" x 10" with Film Area Guide	35mm x 48 frames strip film 35mm x 30 frames mounted film 6 x 18cm medium format x 6 frames 4" x 5" transparency x 8 frames
OS Support	Microsoft® Windows® XP / Vista™ / 7 / 8 / 8.1 / 10 Mac OS® X 10.6 or later	Microsoft® Windows® XP / Vista™ / 7 / 8 / 8.1 / 10 Mac OS® X 10.5.8 or later	Microsoft® Windows® XP / Vista™ / 7 / 8 / 8.1 / 10 Mac OS® X 10.6 or later	Windows Vista® / 7 / 8 / 8.1 / 10 Windows XP SP3 / XP Professional x64 Edition SP2 Windows Server® 2012 R2 / 2012 / 2008 R2 / 2008 / 2003 R2 / 2003 SP2 Mac OS X 10.6.8 or later
Bundled Software	Epson Scan Document Capture Pro (Win) / Document Capture (Mac), ArcSoft® Scan-n-Stitch™ Deluxe (Win only), Epson Event Manager, Epson Copy Utility	Epson Scan Document Capture Pro (Win) / Document Capture (Mac), ABBYY® FineReader®, Sprint 9.0 (Win) / 8.0 (Mac), ArcSoft® MedialImpression®, ArcSoft® Scan-n-Stitch™ Deluxe (Win only), Epson Event Manager, Epson Copy Utility	Epson Scan with Easy Photo Fix Technology SilverFast® SE 8 Epson Event Manager, Epson Copy Utility, ArcSoft® Scan-n-Stitch™ Deluxe	Epson Scan 2 SilverFast®
Dimension (WxDxL)	249 x 364 x 39mm	430 x 280 x 66.5mm	503 x 308 x 152.5mm	656 x 458 x 158mm
Weight	1.5kg	2.8kg	6.6kg	14.3kg
Options	-	-	-	A3 Transparency Unit 12.2" x 16.5"
Energy Star Compliant	Yes	Yes	-	-

# A4 / A3 SHEETFEED DOCUMENT SCANNER

# A4 PORTABLE SCANNER



Scanner Model	DS-530	DS-570W	DS-780N	DS-860	DS-360W
Scanner Type	Sheetfeed color scanner	Sheetfeed color scanner	Sheetfeed color network scanner	Sheetfeed color scanner	Portable Scanner
Sensor	CIS	CIS	CIS	CIS	CIS
Scan Speed (300 dpi) Simplex (Monochrome / Colour)	35 ppm / 35 ppm	35 ppm / 35 ppm	45 ppm / 45 ppm	65 ppm / 65 ppm	25 ppm / 25 ppm
Duplex (Monochrome / Colour)	70 ipm / 70 ipm	70 ipm / 70 ipm	90 ipm / 90 ipm	130 ipm / 130 ipm	50 ipm / 50 ipm
Optical Resolution	600 x 600 dpi	600 x 600 dpi	600 x 600 dpi	600 x 600 dpi	600 x 600 dpi
Duplex Scanning	Yes (1-pass duplex)	Yes (1-pass duplex)	Yes (1-pass duplex)	Yes (1-pass duplex)	Yes (1-pass duplex)
Paper Capacity	50 sheet	50 sheet	100 sheet	80 sheet	20 sheet
Paper Weight	27g ~ 413g/m <sup>2</sup>	27g ~ 413g/m <sup>2</sup>	27g ~ 413g/m <sup>2</sup>	40g ~ 210g/m <sup>2</sup>	51.8 ~ 230g/m <sup>2</sup>
Daily Scan Volume	4,000 pages	4,000 pages	5,000 pages	6,000 pages	500 pages
Interface	Hi-Speed USB 3.0	Hi-Speed USB 3.0 WiFi 802.11b/g/n	Hi-Speed USB 3.0 / Ethernet (1000BASE-T/100BASE-TX/ 10BASE-T)	Hi-Speed USB 2.0	Hi-Speed USB 3.0 WiFi 802.11b/g/n
Max Effective Area	215.9mm X 6,096mm	215.9mm X 6,096mm	215.9mm X 6,096mm	215.9mm X 3,048mm	215.9mm x 1,117.6mm
OS Support	Windows Vista® / 7 / 8 / 8.1 / 10 Windows XP SP3 / XP Professional x64 Edition SP2 Windows Server® 2012 R2 / 2012 / 2008 R2 / 2008 / 2003 R2 / 2003 SP2 Mac OS X 10.6.8 or later	Windows Vista® / 7 / 8 / 8.1 / 10 Windows XP SP3 / XP Professional x64 Edition SP2 Windows Server® 2012 R2 / 2012 / 2008 R2 / 2008 / 2003 R2 / 2003 SP2 Mac OS X 10.6.8 or later iOS 7.0 or later Android 4.0 or later NFC supported	Windows Vista® / 7 / 8 / 8.1 / 10 Windows XP SP3 / XP Professional x64 Edition SP2 Windows Server® 2012 R2 / 2012 / 2008 R2 / 2008 / 2003 R2 / 2003 SP2 Mac OS X 10.6.8 or later	Microsoft® Windows® XP / Vista™ / 7 / 8 / 8.1 / 10	Windows Vista® / 7 / 8 / 8.1 / 10 Windows XP SP3 / XP Professional x64 Edition SP2 Windows Server® 2012 R2 / 2012 / 2008 R2 / 2008 / 2003 R2 / 2003 SP2 Mac OS X 10.6.8 or later iOS 7.0 or later Android 4.0 or later
Bundled Software	EPSON Scan2 Document Capture Pro (Win only) Presto! Bizcard 5	EPSON Scan 2 Document Capture Pro (Win only) EPSON DocumentScan (for iOS/Android) Presto! Bizcard 5	Epson Scan 2 Document Capture Pro (Win only)	Epson Scan Document Capture Pro (Win only)	EPSON Scan 2 Document Capture Pro (Win only)
Dimension (WxDxH)	296 x 169 x 176mm	296 x 169 x 176mm	296 x 212 x 217mm	300 x 166 x 158mm	288 x 88.5 x 67mm
Weight	3.7kg	3.7kg	3.7kg	4kg	1.3kg
Options / Accessories	Network Interface Unit Carrier Sheets Roller Assembly Kit Cleaning Kit Flatbed Scanner Dock	Network Interface Unit Carrier Sheets Roller Assembly Kit Cleaning Kit	Carrier Sheets Roller Assembly Kit Cleaning Kit	Network Interface Panel	N/A
SDK Support Models	Epson offers Software Development Kit (SDK) Packages for integration with Epson scanners. Please contact Epson for more details.				

# A4 / A3 FLATBED SCANNER



Scanner Model	DS-1630	DS-6500	DS-7500	DS-50000	DS-60000	DS-70000
Scanner Type	A4 Flatbed colour image scanner with 3 pass Duplex ADF	A4 Flatbed colour image scanner with ADF	A4 Flatbed colour image scanner with ADF	A3 Flatbed colour image scanner	A3 Flatbed colour image scanner with ADF	A3 Flatbed colour image scanner with ADF
Sensor	CIS	CCD	CCD	CCD	CCD	CCD
Speed (300 dpi) Flatbed (Monochrome / Colour)	6/7s per page	8/8s per page	8/8s per page	4/4s per page	4/4s per page	4/4s per page
ADF (Monochrome / Colour)	25 ppm / 25 ppm	25 ppm / 25 ppm	40 ppm / 40 ppm	-	40/40 ppm	70/70 ppm
ADF Duplex (Monochrome / Colour)	10 ipm / 10 ipm	50 ipm / 50 ipm	80 ipm / 80 ipm	-	80/80 ipm	140/140 ipm
Optical Resolution	1200 x 1200 dpi	1200 x 1200 dpi	1200 x 1200 dpi	600 x 600 dpi	600 x 600 dpi	600 x 600 dpi
Duplex Scanning	Yes (3-pass duplex)	Yes (1-pass duplex)	Yes (1-pass duplex)	-	Yes (1-pass duplex)	Yes (1-pass duplex)
Paper Capacity	50 sheets	100 sheets	100 sheets	-	200 sheets	200 sheets
Paper Weight	50g/m <sup>2</sup> ~120g/m <sup>2</sup>	50g/m <sup>2</sup> ~128g/m <sup>2</sup>	50g/m <sup>2</sup> ~128g/m <sup>2</sup>	-	35g/m <sup>2</sup> ~ 128g/m <sup>2</sup>	35g/m <sup>2</sup> ~ 128g/m <sup>2</sup>
Daily Scan Volume	1,500 pages	3,000 pages	4,000 pages	-	5,000 pages	8,000 pages
Interface	Hi-Speed USB 3.0	Hi-Speed USB 2.0	Hi-Speed USB 2.0	Hi-Speed USB 2.0	Hi-Speed USB 2.0	Hi-Speed USB 2.0
Max Effective Area	8.5" x 11" (FB) Long paper : 8.5" x 120"(ADF)	8.5" x 11.7" (FB) 8.5" x 40" (ADF)	8.5" x 11.7" (FB) 8.5" x 40" (ADF)	11.7" x 17"	11.7" x 17" (FB) 11.7" x 100" (ADF)	11.7" x 17" (FB) 11.7" x 100" (ADF)
OS Support	Windows Vista® / 7 / 8 / 8.1 / 10 Windows XP / Windows Server® 2012 R2 / 2012 / 2008 R2 / 2008 / 2003 R2 / 2003 SP2 Mac OS X 10.6.8 / 10.7.x / 10.8.x / 10.9.x / 10.10.x / 10.11.x or later	Microsoft® Windows® XP / Vista™ / Server 2003 / Server 2008 / 7 / 8 / 8.1 Mac OS® X 10.11.x or later	Microsoft® Windows® XP / Vista™ / Server 2003 / Server 2008 / 7 / 8 / 8.1 Mac OS® X 10.4.11 or later	Microsoft® Windows® XP / Vista™ / Server 2003 / Server 2008 / 7 / 8 / 8.1 Mac OS® X 10.4.11 or later	Microsoft® Windows® XP / Vista™ / Server 2003 / Server 2008 / 7 / 8 / 8.1 Mac OS® X 10.4.11 or later	Microsoft® Windows® XP / Vista™ / Server 2003 / Server 2008 / 7 / 8 / 8.1 Mac OS® X 10.4.11 or later
Bundled Software	EPSON Scan 2 Document Capture Pro (Win)	Epson Scan Document Capture Pro (Win only), ABBYY® FineReader® Sprint 9 (Win) / 8 (Mac), Epson Event Manager (Mac only)	Epson Scan Document Capture Pro (Win only), ABBYY® FineReader® Sprint 9 (Win) / 8 (Mac), Epson Event Manager (Mac only)	Epson Scan Document Capture Pro (Win only), ABBYY® FineReader® Sprint 9 (Win) / 8 (Mac), Epson Event Manager (Mac only)	Epson Scan Document Capture Pro (Win only), ABBYY® FineReader® Sprint 9 (Win) / 8 (Mac), Epson Event Manager (Mac only)	Epson Scan Document Capture Pro (Win only), ABBYY® FineReader® Sprint 9 (Win) / 8 (Mac), Epson Event Manager (Mac only)
Dimension (WxDxL)	450 x 318 x 121mm	495 x 360 x 217mm	495 x 360 x 217mm	640 x 468 x 156mm	640 x 522 x 289mm	640 x 522 x 289mm
Weight	4.1kg	9.8kg	9.8kg	14.8kg	26.9kg	26.9kg
Options	Network Interface Panel	Network Interface Panel	Network Interface Panel	Network Interface Panel	Network Interface Panel	Network Interface Panel
SDK Support Models	Epson offers Software Development Kit (SDK) Packages for integration with Epson scanners. Please contact Epson for more details.					



# IMAGE SCANNER PRODUCT FEATURES

## Scanner Technology

### Dual Lens™

The new Dual Lens™ System automatically switches to the optimum lens to support high resolution scanning of up to 6400dpi and optical density of 4.0 Dmax to achieve the best scanning results.

\*Photo Scanner V800 only



### Save Time with Environmentally-Friendly Epson ReadyScan



With Epson ReadyScan LED Technology, scanning starts instantly with no warm-up time required. The technology is environmentally-friendly as it is mercury-free, low in heat dissipation and requires lower power consumption.

### Total Image Correction and Enhancement Solution\*

Stubborn dust or scratch marks from colour films or slides can be removed with Digital ICE™ Technology, an advanced, hardware-based defect removal feature that restores damaged photos to their original condition. Digital ICE™ delivers the best results from film and photos with a total image correction and enhancement solution, combining hardware detection and software processing.

\*Available in selected Epson scanner models.



Before (with dust and scratches)



After Digital ICE™ is applied



## Epson Scanner Features for All Your Scanning Needs

### Colour Enhancement & Colour Dropout

Remove or enhance the visibility of ink signatures such as “Confidential” and “Urgent” stamps. Users can pick one of the preset colours (red, green, blue, pink, purple, yellow, orange, or all colours except black), or use the customized settings to dropout or enhance up to 5 colours of your choice with a single scan.



### Photo Enhancement

Inject new life into faded films and photos. Restore original colours of faded photos to make them look as good as new with colour restoration.



Before Colour Restoration



After Colour Restoration

### Auto Focus

Auto Focus is able to detect how far the film is from the scan bed and accurately adjusts the focus accordingly.

\*12000XL only



Without Auto Focus



With Auto Focus

### Built-in Transparency Unit with Film Holder

Selected Epson scanners feature a built-in transparency unit with film holder which allows users to conveniently digitise precious and fragile photo films and slides.

\*Available in V370, V800, 12000XL



### ArcSoft® Scan-n-Stitch™ \*



Scan documents larger than A4 size such as newspapers, scrapbook pages and A3-sized documents with this software that automatically rotates, aligns and stitches multiple sections of a page into a single, seamless image. The final image can be saved in JPEG, BMP or TIFF format.

\*This software is supported on Windows OS only.

# SHEETFEED SCANNER PRODUCT FEATURES

## DS-530/DS-570W/DS-780N/DS-860

Support various paper types to meet a range of SOHO/SMB user needs.



### Auto carrier sheet detection

The CS sensor can recognize the carrier sheet automatically when the user sets both normal paper and paper in a carrier sheet. The user does not need to separate types of paper for scanning anymore.



\*Both normal paper and carrier sheets can be scanned at once

### Auto feeding mode

There is no need to press the scan button each time when scanning papers not in order of size. The user just sets each paper one by one in the desired scanning order and it is fed through the scanner automatically.



## Bundled Software for Your Convenience

### Presto! Bizcard 5\*

A business card Optical Character Recognition (OCR) solution for hassle-free administration and storage of your business contacts.



\*Available in selected models only



### Network Scanning

With the optional Network Interface Unit connected through its USB port, scanners can be shared with multiple users across your network. Users with Document Capture Pro (for Windows) can assign up to 30 customisable jobs to the Network Interface Unit for push scanning.



## Portable Scanner

### DS-360W

- ✓ Built-in WiFi and rechargeable battery
- ✓ Special slot for card scanning
- ✓ Compact size and light weight to carry around




# FLATBED SCANNER PRODUCT FEATURES

## Epson Scanner Features for All Your Scanning Needs

### Useful Scanning Functions and Capabilities at Your Fingertips

#### Text Enhancement

When doing a black-&-white scan on documents with faint text characters, text enhancement works to make text readable.





Text Enhancement OFF



Text Enhancement ON

#### Auto Area Segmentation (AAS)

This feature is useful when the user is performing a black-&-white scan on documents with pictures and graphs. AAS segments a scanned document which has both text and image into 'Text Area' and 'Image Area'. The 'Text Area' is scanned in black-&-white and 'Image Area' is scanned in halftone.



Auto Area Segmentation Function: ON

#### Duplex Scanning

With duplex scanning, you no longer need to flip a double-sided document to capture the information on both sides of a sheet. Furthermore, Epson's sheet-fed scanners are able to scan both sides of a sheet in a single high-speed pass.



#### Book Spine Correction

Scans are corrected for shadow and curvature around book spines for better clarity and readability of texts and images.



#### ABBYY FineReader® Sprint 9 (Version 8 for Mac)\*



This Optical Character Recognition (OCR) software transforms scanned paper documents into editable computer files. Traditional and Simplified Chinese, and Japanese texts are supported.

\*Available in selected models only

## Easy File Management

WorkForce scanners come bundled with professional software that allows you to manage your scanned files easily.



#### Document Capture Software\*

With Epson ReadyScan LED Technology, scanning starts instantly with no warm-up time required. The technology is environmentally-friendly as it is mercury-free, low in heat dissipation and requires lower power consumption.

The software provides quick access to post-scan destinations, including scan-to-print, email, Windows™ Public Folder, FTP, Web Folder, and Scan-to-Cloud services such as Microsoft® SharePoint Server, Evernote®, Google® Drive™ and SugarSync. Document Capture Pro (for Windows) allows assigning of up to 30 customisable jobs to the Network Interface Unit for push scanning.



\*Document Capture Pro (Windows), Document Capture (Mac OS X)

## DocumentScan app

DS-570W & DS-360W support the new Epson DocumentScan app for easy file management







**EPSON**  
EXCEED YOUR VISION

**Epson Hong Kong Limited**

Unit 715-723, 7/F Trade Square, 681 Cheung Sha Wan Road, Cheung Sha Wan, Kowloon, H.K.  
\*Please call our sales hotlines for demonstration at our showroom.

**Epson Authorized Customer Service Centre**  
**Wah Fung Computer Services Ltd.**  
Unit 901, 9/F, Westin Centre, 26 Hung To Road,  
Kwun Tong, Kowloon, Hong Kong



Like us on facebook



HK Sales Hotline : (852) 2827 8711  
HK Technical Hotline : (852) 2827 8911  
Macau Hotline : (853) 2850 8065

URL: [www.epson.com.hk](http://www.epson.com.hk)

JUL17-01-SCANNER