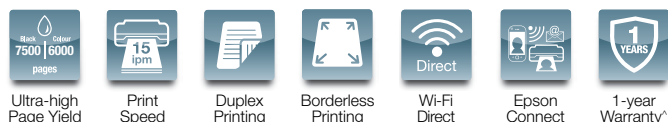


MAXIMUM SPEED, LOW DUPLEX PRINTING COSTS.



Experience high printing speeds and borderless printing for up to A4 size with the EcoTank L6160/L6170/L6190 printers. Armed with PrecisionCore Heat-Free Technology, print speeds are improved for increased efficiency. The design of the new EcoTank printers makes them sleek and compact. With the tank integrated into the printer, these printers have the smallest footprint* amongst all brands of ink tank printers. Together with a new set of low-cost ink bottles which guarantees spill-free ink refilling and the paper-saving auto-duplex function, enjoy one of the lowest printing cost solutions. Maximise connectivity with a suite of Epson Connect features which enables printing on the go over a network.



Ultra-high
Page Yield

Print
Speed

Duplex
Printing

Borderless
Printing

Wi-Fi
Direct

Epson
Connect

1-year
Warranty*



EcoTank L6160
All-in-One Printer



EcoTank L6170
All-in-One Printer



EcoTank L6190
All-in-One Printer



*The total Colour CPP including black ink is 32 paise.



Each printer comes bundled with a starter kit of 1 x 127 mL bottle of black pigment ink and 3 x 70 mL bottles of colour ink.

ENGINEERED FOR BUSINESS

Superior Savings with Auto-Duplex

Save up to 50% on paper costs with the auto-duplex function and enjoy even greater savings with high page yields and affordable inks.

Speed, Quality and Reliability

Epson PrecisionCore Heat-Free Technology offers higher print speed, quality and reliability. The pigment black ink produces water and smudge-resistant prints.

Seamless Connectivity

Share your printer over Wi-Fi, Wi-Fi Direct, Ethernet and print on the go via a suite of Epson Connect features.



Designed to support the Sustainable Development Goals (SDGs) set by the UN

*Total Colour Cost Per Print - 20 Paise (CMY) + 12 Paise (K) = 32 Paise. Cost Per Print (CPP) is calculated based on quoted Page Yield for Black (7,500 pages) and Composite (Cyan/Magenta/Yellow - 6,000 Pages) ink bottles, and MRP of Epson genuine ink bottles. Quoted yields are based on the ISO 24711/24712 patterns of mixed text and colour graphics with Epson methodology. Quoted yields are based on the replacement ink bottles purchased. Part of the ink from the included bottles is used for printer startup so yields could be lower than those of replacement ink bottles. Actual yields vary due to reasons including images printed, print settings, temperature and humidity. Yields may be lower when printing infrequently or predominantly with one ink colour. Ink is used for both printing and printhead maintenance. All inks are used for both black and colour printing. *Source: IDC Asia Pacific Hardcopy Peripherals Tracker 2018 Q2. Volume and Value Market share of A4 Inkjet Printers and MFPS. *Standard warranty period is one year or 50,000 pages whichever comes first.

SPECIFICATIONS

L6160/L6170/L6190


EPSON
EXCEED YOUR VISION

MODEL NUMBER	L6160	L6170	L6190
Printer Type	Print, Scan, Copy	Print, Scan, Copy with ADF	Print, Scan, Copy, Fax with ADF
Printing			
Printing Technology	PrecisionCore Heat-Free Technology		
Nozzle Configuration	400 nozzles Black, 128 nozzles per colour (Cyan, Magenta, Yellow)		
Print Direction	Bi-directional printing, Uni-directional printing		
Maximum Resolution	4800 x 1200 dpi (with Variable-sized Droplet Technology)		
Minimum Ink Droplet Volume	3.3 pl		
Print Speed ¹			
Draft Text - Memo, A4 (Black ¹ / Colour ²)	Up to 33 ppm / 20 ppm		
ISO 24734, A4 (Black / Colour)	Simplex: Up to 15 ipm / 8.0 ipm, Duplex: 6.5 ipm / 4.5 ipm		
Photo Default - 10 x 15 cm / 4 x 6" ^{1/4x3}	Approx. 69 sec per photo (Border) / 92 sec per photo (Borderless)		
Printer Language	ESC / P-R		
Automatic 2-sided printing	Yes (up to A4)		
Copying			
Copy Speed			
ISO 29183, A4, Simplex (Black / Colour)	Simplex: Up to 11 ipm / 5.5 ipm		
Copy Quality	Normal / Best quality		
Maximum Copies from Standalone	99 copies		
Reduction / Enlargement	25 - 400%, Auto Fit Function		
Maximum Copy Resolution	600 x 1200 dpi		
Maximum Copy Size	A4, Letter		
Scanning			
Scanner Type	Flatbed colour image scanner		
Sensor Type	CIS		
Optical Resolution	1200 x 2400 dpi		
Maximum Scan Area	216 x 297 mm (8.5" x 11.7")		
Scanner Bit Depth			
Colour	48-bit input, 24-bit output		
Grayscale	16-bit input, 8-bit output		
Black & White	16-bit input, 1-bit output		
Scan Speed (Flatbed / ADF (Simplex))			
Monochrome 200 dpi	12 sec	12 sec / 5.0 ppm	12 sec / 5.0 ppm
Colour 200 dpi	27 sec	27 sec / 5.0 ppm	27 sec / 5.0 ppm
Fax Function			
Type of Fax	-	-	Walk-up black-and-white and colour fax capability
Receive Memory / Page Memory	-	-	1.1 MB, Page memory, Up to 100 pages (ITU-T No.1 chart)
Error Correction Mode	-	-	ITU Group3 fax with Error Correction
Fax Speed (Data Transfer Rate)	-	-	Up to 33.6 kbps, Approx. 3 sec/page
Fax Resolution	-	-	Up to 200 x 200 dpi
Transmission Paper Size	-	-	
Flatbed	-	-	Letter, A4
ADF	-	-	Letter, A4, 8.5" x 13", Legal
Receiving Paper Size	-	-	Letter, A4, 8.5" x 13", Legal
Speed Dial / Group Dial	-	-	Up to 60 numbers, 30 groups
Fax Features	-	-	PC Fax (Transmission/Receive), Automatic redial, Address book, Delay Send, Broadcast Fax (Mono Only)
ADF Function			
Support Paper Thickness	-	64-95 g/m ²	64-95 g/m ²
Paper Capacity	-	30 pages (75 g/m ²)	30 pages (75 g/m ²)
Paper Handling			
Paper Feed Method	Friction feed		
Number of Paper Trays	1 (Paper Cassette)		
Paper Hold Capacity			
Input Capacity	150 sheets, A4 Plain Paper (80 g/m ²) 20 sheets, Premium Glossy Photo Paper	150 sheets, A4 Plain Paper (80 g/m ²)	250 sheets, A4 Plain Paper (80 g/m ²)
Output Capacity	30 sheets, A4 Plain Paper 20 sheets, Premium Glossy Photo Paper		
Paper Size	Legal, 8.5" x 13", Letter, A4, 195 x 270 mm, B5, A5, A6, 100 x 148 mm, B6, 5" x 7", 4" x 6", Envelopes #10, DL, C6		
Maximum Paper Size	215.9 x 1200 mm (8.5" x 47.24")		
Print Margin	0 mm top, left, right, bottom via custom settings in printer driver		
Interface			
USB	USB 2.0		
Network	Ethernet, Wi-Fi IEEE 802.11b/g/n, Wi-Fi Direct		
Network Protocol	TCP/IPv4, TCP/IPv6, LPD, IPP, PORT9100, WSD		
Network Management Protocols	SNMP, HTTP, DHCP, BOOTP, APIPA, PING, DDNS, mDNS, SLP, WSD, LLTD		
Mobile and Cloud Printing			
Epson Connect	Epson iPrint, Epson Email Print, Remote Print Driver, Scan-to-Cloud		
Other Mobile Solutions	Apple AirPrint™, Google Cloud Print™, Mopria Print Service		
Control Panel			
LCD Screen	2.4" Colour LCD	2.4" Colour LCD	2.4" Colour LCD Touch Panel
Printer Software			
Operating System Compatibility	Windows XP / XP Professional x 64 Edition / Vista / 7 / 8 / 8.1 / 10 Windows Server 2003 / 2008 / 2012 / 2016 Only printing and scanning functions are supported for Windows Server OS Mac OS X 10.6.8 or later		
Electrical Specifications			
Rated Voltage	AC 100 - 240 V		
Rated Frequency	50 - 60 Hz		
Power Consumption			
Operating	12.0 W	12.0 W	12.0 W
Standby	5.3 W	5.3 W	5.4 W
Sleep	0.7 W	0.9 W	1.0 W
Power off	0.3 W	0.3 W	0.3 W
Noise Level			
PC Printing / Premium Glossy	38 dB (A)	38 dB (A)	38 dB (A)
Photo Paper Best Photo			
PC Printing / Plain Paper Default ⁴	53 dB (A)	52 dB (A)	52 dB (A)
Consumables			
	Page Yield ⁵	Order Code	
Black Ink Bottle	7,500	C13T03Y100	
Cyan Ink Bottle		C13T03Y200	
Magenta Ink Bottle	6,000 (Composite Yield)	C13T03Y300	
Yellow Ink Bottle		C13T03Y400	
L6000 Series Maintenance Box		C13T04D100	

Dimensions & Weight


L6160

Weight: 5.8 kg (12.8 lb)




L6170

Weight: 6.7 kg (14.8 lb)



L6190

Weight: 6.8 kg (15.0 lb)



*1 Print speed (Pages Per Minute) is calculated when printed on A4 plain paper in the fastest mode, 10 x 15 cm photo print speed when printed on Epson Premium Glossy Photo Paper. Print speed may vary depending on system configuration, print mode, document complexity, software, type of paper used and connectivity. Print speed does not include processing time on host computer.



#1 Black Text

#2 Black Text and graphics

#3 Photo 4R (4 x 6")

*2 When printed on Epson Premium Glossy Photo Paper.

*3 Default mode in accordance with ISO7779 for MFPS.

*4 Otherwise 3 mm top, left, right, bottom, and except plain paper.

*5 In accordance with ISO 24711/24712. Actual yields will vary considerably for reasons including images printed, print settings, temperature and humidity. Yields may be lower when printing infrequently or predominantly with one ink colour. A variable amount of ink remains in the cartridges after the "replace cartridge" signal. Part of the ink from the first cartridges is used for priming the printer. Ink is used for both printing and print head maintenance. All inks are used for both black and colour printing.

© 2019 Epson India Pvt. Ltd. All Rights Reserved. Reproduction in part or in whole, without the written permission from Epson, is strictly prohibited. EPSON and EXCEED YOUR VISION are registered trademarks of Seiko Epson Corporation. All other products names and other company names used herein are for identification purposes only and are the trademarks or registered trademarks of their respective owners. Epson disclaims any and all rights in those marks. Print samples shown are simulations only. Specifications and product availability are subject to change without notice and may vary between countries. Please check with local Epson offices for more information.

Dealer's Stamp

Information correct at time of printing
Printed September 2019

EPSON INDIA PVT. LTD.

12th Floor, The Millenia, Tower A, No.1, Murphy Road, Ulsoor, Bangalore - 560 008.
Tel: 080-4566 5000 Fax: 080-4566 5005

Regional Offices:

Ahmedabad - 3314 8500/01, Chennai - 3967 7500, Cochin - 4012 315, Coimbatore - 98942 19200,
Kolkata - 4603 4714/15/29/30, Mumbai - 3079 8200, New Delhi - 3312 0300, Pune - 3028 6000/05,
Hyderabad - 4857 0032, Jaipur - 78699 11699



Epson Helpline: For product info, service or to order a ribbon cartridge - 1800 425 0011
For service - 1800 123 001 600 (9AM - 6PM) (Mon - Sat)

www.epson.co.in

