

# SUSTAINABLE INNOVATION WITH EXCELLENT SCALABILITY.



**For a more sustainable office with high efficiency and cost-saving solutions.**

Designed for excellence, the Epson WorkForce Enterprise printers AM-C4000/C5000/C6000 are powered by Heat-Free Technology, delivering consistent and reliable high-speed printing with up to 85% less power consumption\* versus laser printers. Ideal for compact offices that require a print speed of 40-60ppm, these eco-conscious business inkjet printers help minimise running costs with fewer replacement parts and consumables. Along with high productivity and new finishing options and solutions, these multifunction business printers offer excellent scalability for your business.

- UP TO 60 IPM  
ISO Print Speed (Simplex/Duplex)
- 50,000  
High Yield Cartridge (Black)
- 30,000  
High Yield Cartridge (Colour)
- A3  
Print Up to A3
- Duplex Printing
- Ethernet
- Open Platform Enabled
- Epson Connect



**IT'S IN THE DETAILS.**



**New Mid-range Business Inkjet Line Up**

Offices can maximise productivity with high-speed printing of 40-60 pages per minute, even in duplex mode.

**Greener Office for a Better Future**

Thanks to Epson Heat-Free Technology, it requires lesser power to operate and fewer frequent parts replacements are needed.

**New Inner Finisher Option**

Increase efficiency in the office with our multi-functional Inner Finisher that helps with stapling, shift sorting, and more.

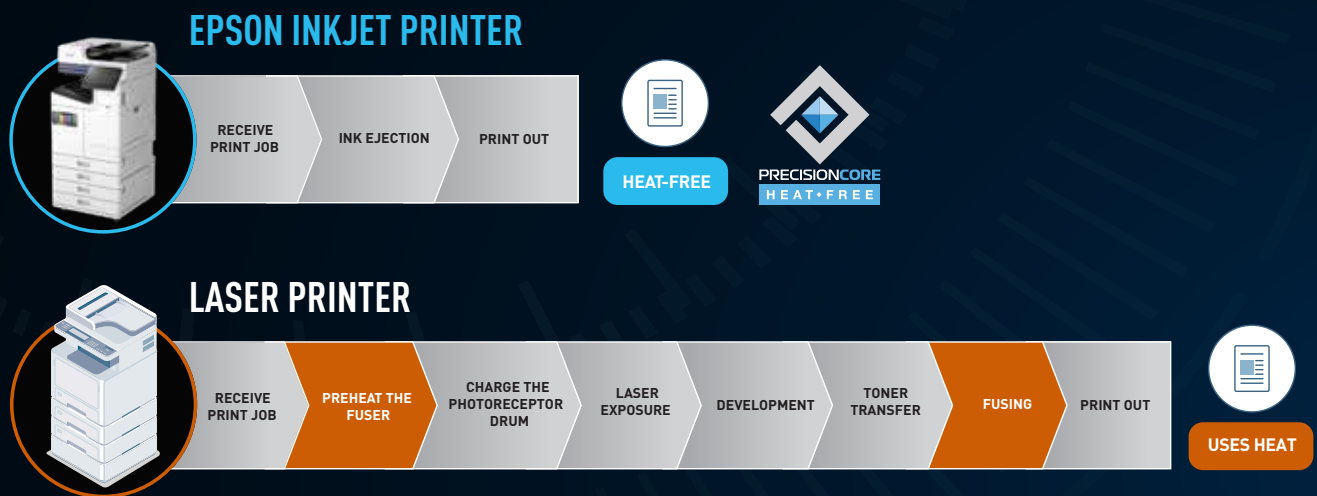
\*Testing was commissioned by Epson and conducted by Keypoint Intelligence. One specific model was selected from color laser multi-function printers in the 65-70ppm class. Epson WorkForce Enterprise WF-C21000 with 100ppm (equivalent model in Europe was used during the evaluation). This data is as of September, 2020. Devices were tested in default mode as per Keypoint Intelligence's proprietary standard energy consumption test methods. Calculations were based on a weekday workload of 2 x 4 hours printing + 16 hours in sleep/standby mode, and weekend energy use of 48 hours in sleep/standby mode. A total of 69 pages of workload test pattern using DOC, XLS, PPT, HTML, PDF files and Outlook email messages were printed six times in each 4-hour printing period.

# Level Up on Eco-Consciousness with Epson Business Inkjet Printers

Not all printers are the same. Laser and inkjet printers may look the same on the outside, but it is what's on the inside that counts.

The laser printing process is complicated and comprises many steps such as preheating, charging, exposure, development, transfer and fusing. Fine toner powder is transferred to a sheet of paper through contact and fused with a combination of heat and pressure.

In contrast, Epson's inkjet printers are simple, non-contact systems. They deposit ink droplets on the media, without the use of heat.



## Switch to Epson Heat-Free Inkjet Printers to Enjoy Advanced Customer Benefits



### Save time with consistent high speed printing

No heat is required to warm-up, allowing the printer to print immediately. Consistent high speed printing up to 60 pages per minute is possible, even for high coverage documents.



### Less power consumption saves energy and money

With no fuser unit to heat, reduce energy consumption by up to 85%\* compared to laser printers, resulting in cost savings for electricity bills.



### Fewer replacement parts, lower environmental impact

Uses up to 59% fewer replacement parts\*\* than laser printers. No heat damage to the printhead.



### Less intervention increases productivity

With fewer parts to replace and printheads that last longer, the amount of intervention is decreased, providing improved reliability and reduced downtime.



PRECISIONCORE  
HEAT•FREE

## PrecisionCore Heat-Free Technology

PrecisionCore is the next-generation inkjet printhead technology driving Epson's inkjet resolution. It merges advanced key component technologies, state-of-the-art MEMS\* fabrication and high-precision assembly processes honed over decades.

Epson's proprietary Micro Piezo inkjet technology doesn't use heat in the ink ejection process, and it's this Heat-Free Technology that separates our printers from the competition. Epson's Heat-Free printers does not require heat in the ink ejection process. Instead pressure is applied to the Piezo element, which flexes backwards and forwards firing the ink from the printhead.

\*MEMS (Micro Electro Mechanical Systems): Devices possessing mechanically driven elements, manufactured through the application of semiconductor processing technology.

## PrecisionCore MicroTFP Print Chip

MicroTFP print chips are the core element of PrecisionCore Heat-Free Technology. By achieving higher precision and greater miniaturization in Epson's advanced thin film piezo (TFP) technology, the basic performance of this printhead module has been radically improved, and application to a wider range of uses made possible.

The thin film piezo element that drives ink ejection is approximately 1 micron thin (one-hundredth the thickness of a human hair). By closely controlling the voltage applied to such piezo elements, it is possible to fire up to 50,000 shots of ink per second from a single nozzle, to precise positions and in the necessary quantities.

## PrecisionCore Linehead

By optimally arraying 30 of these MicroTFP print chips in a diagonal configuration, Epson has developed a compact linehead that boasts about 28,000 active nozzles. This size-conscious core device contributes to reduced space requirements of the product itself, and successfully enables high-speed performance of printing up to 60 pages per minute, within a compact design.

Amendment of the below clause is updated as of 1<sup>st</sup> November 2021.

\* Testing was commissioned by Epson and conducted by Keypoint Intelligence. One specific model was selected from color laser multi-function printers in the 65-70ppm class. Epson WorkForce Enterprise WF-C21000 with 100ppm (equivalent model in Europe was used during the evaluation). This data is as of September, 2020. Devices were tested in default mode as per Keypoint Intelligence's proprietary standard energy consumption test methods. Calculations were based on a weekday workload of 2 x 4 hours printing + 16 hours in sleep/standby mode, and weekend energy use of 48 hours in sleep/standby mode. A total of 69 pages of workload test pattern using DOC, XLS, PPT, HTML, PDF files and Outlook email messages were printed six times in each 4-hour printing period.

\*\* Testing was commissioned by Epson and conducted by Keypoint Intelligence. One competitor model was selected from worldwide best-selling vendor<sup>^</sup> in the 65ppm and 70ppm colour laser multi-function printer. Epson Work Force Enterprise WF-C20600 with 60ppm (equivalent model in Europe was used during the evaluation). Consumables and periodic replacement parts required to print 1M pages. The weight includes all used consumables, periodical replacement parts and their packaging. Test printed pattern used was ISO24712.

<sup>^</sup>Source: IDC's Worldwide Quarterly Hardcopy Peripherals Tracker 2020Q2, Units Share by Company.



# Cutting-edge Innovation To Achieve Miniaturisation of Footprint

## New Paper Path Design for Consistent High-speed Printing in Compact Footprint

The new A3 colour Linehead Inkjet printer series realises a simpler C-shaped paper route path to deliver efficient and consistent high-speed printing. It can print up to 60 pages per minute in both simplex and duplex printing while keeping a compact printer design.

Previous model WF-C20600 with S-path paper route design



New models AM-C4000/C5000/C6000 with C-path paper route design



Simpler C-Path route delivers quicker printing in a compact printer body.



## Superb Print Quality with Lower Cost, Save Time on Maintenance

Achieve vibrant, water- and smudge-resistant prints with pigment inks.

Save on printing costs and reduce downtime with high capacity ink cartridges. Print up to 50,000 pages in black or 30,000 pages in colour without interruption.

Periodic parts are available for user self maintenance to achieve maximum up time.



up to  
**50,000**  
pages  
(Black)

up to  
**30,000**  
pages  
(Colour)



Consumables	Order code for
INK CARTRIDGE, BK, 40ppm	C13T08D100
INK CARTRIDGE, C, 40ppm	C13T08D200
INK CARTRIDGE, M, 40ppm	C13T08D300
INK CARTRIDGE, Y, 40ppm	C13T08D400
INK CARTRIDGE, BK, 50/60ppm	C13T08C100
INK CARTRIDGE, C, 50/60ppm	C13T08C200
INK CARTRIDGE, M, 50/60ppm	C13T08C300
INK CARTRIDGE, Y, 50/60ppm	C13T08C400

\*Replacement cartridge yields are based on ISO/IEC 24711 tests in Default Mode printing continuously. Cartridge yields vary considerably for reasons including images printed, print settings, temperature and humidity. Yields may be lower when printing infrequently or predominantly with one ink colour. All ink colours are used for printing and printer maintenance, and all colours have to be installed for printing. For print quality, part of the ink from the included cartridges is used for printer setup and a variable amount of ink remains in the cartridges after the "replace cartridge" signal. For more information, visit [www.epson.com.sg/inkinfo](http://www.epson.com.sg/inkinfo).



## Reduce Power Consumption By Switching to Epson Heat-Free Printers

Epson Heat-Free Technology uses less power than laser technology because it does not use heat during the printing process. As Epson inkjet printers have no fuser unit to heat, this results in significantly less energy consumption.



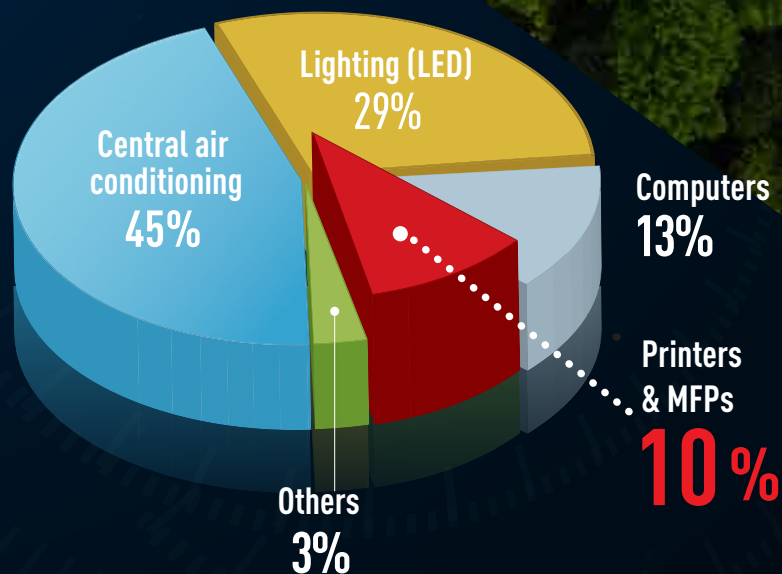
Epson Inkjet Printers Up to **85%** less power consumption\* VS Laser Printers



## Save Energy And Money With Low Power Consumption

In today's offices, only central air conditioning and lighting consume more energy than office automation equipment. In fact, printers and MFPs account for as much as 10% of electric consumption. Replacing laser printers with Epson WorkForce Enterprise can cut printing-related energy significantly. Lower energy consumption also reduces environmental impact because it reduces CO<sub>2</sub> emissions.

### How power is consumed at the office\*\*



Amendment of the below clause is updated as of 1<sup>st</sup> November 2021.

\*Testing was commissioned by Epson and conducted by Keypoint Intelligence. One specific model was selected from color laser multi-function printers in the 65-70ppm class. Epson WorkForce Enterprise WF-C21000 with 100ppm (equivalent model in Europe was used during the evaluation). This data is as of September, 2020. Devices were tested in default mode as per Keypoint Intelligence's proprietary standard energy consumption test methods. Calculations were based on a weekday workload of 2 x 4 hours printing + 16 hours in sleep/standby mode, and weekend energy use of 48 hours in sleep/standby mode. A total of 69 pages of workload test pattern using DOC, XLS, PPT, HTML, PDF files and Outlook email messages were printed six times in each 4-hour printing period.

\*\*Epson research based on data from a commissioned survey conducted in March 2018 by SOMPO Risk Management & Health Care Inc.

# Deliver an Efficient, User-friendly and Eco-conscious Operation

## Fewer Replacement Parts, Lower Environmental Impact

Thanks to Heat-Free Technology, Epson inkjet printers use fewer parts that need replacing than in a laser printer, and our printheads are not a consumable. This reduces the environmental burden of manufacturing and recycling the additional resources.

Epson Inkjet Printers Up to **59%** less replacement parts\*\*\* VS Laser Printers



Epson WorkForce Enterprise printer

VS



Laser printer

Comparison of supplies and packaging waste after 1 million prints.

## Certified Environmental Performance



Epson is committed to developing environmentally conscious products, which means that sustainability is considered from conception to completion. Our Epson WorkForce Enterprise Printers comply with some of the world's most stringent environmental certification standards.

We offer sustainable innovations because we recognise that the choices we make as organisations, individuals or a society will be essential to our shared success.

\*Singapore Green Label is approved for models WF-C20600/C20750/C21000/M21000, application is on-going for AM-C4000/C5000/C6000.

## Less Intervention Increases Productivity

The Heat-Free structure of Epson inkjet printers means that there are fewer parts that can fail, which reduces the amount of intervention required. As a result, Epson inkjet printers offer improved reliability and significantly reduced downtime.



Paper feed rollers



Epson WorkForce Enterprise printer



Laser printer



Cleaning unit



Photoreceptor



Developer



Transfer unit



Fixing unit



Paper feed rollers

Comparison of periodic replacement parts

Note: After printing out more than 1.2 million sheets, other replacement parts will be required in addition to paper feed rollers.

Note: Images represent periodic replacement parts of a standard laser printer. Actual type and number of parts vary by model.

Amendment of the below clause is updated as of 1<sup>st</sup> November 2021.

\*\*\* Testing was commissioned by Epson and conducted by Keypoint Intelligence. One competitor model was selected from worldwide best-selling vendor<sup>^</sup> in the 65ppm and 70ppm colour laser multi-function printer. Epson Work Force Enterprise WF-C20600 with 60ppm (equivalent model in Europe was used during the evaluation). Consumables and periodic replacement parts required to print 1M pages. The weight includes all used consumables, periodical replacement parts and their packaging. Test printed pattern used was ISO24712.

<sup>^</sup>Source: IDC's Worldwide Quarterly Hardcopy Peripherals Tracker 2020Q2, Units Share by Company.



## Stress-Free Operability

Epson WorkForce Enterprise printers are perfect for the office, reliably delivering prints at high speeds of up to 60ppm while occupying minimal space. The printers come with space and user-friendly configurations such as a hassle-free front-loading design, transparent ink window, and customisable layout.



Enjoy impressive scan speeds of up to 60ppm (Simplex) / 120ipm (Duplex). The dual CIS technology allows convenient duplex scanning in a single pass.



Easy front access door to the printer's ink cartridges makes replacement fast and hassle-free.



The intuitive 10.1" tiltable TFT colour touchscreen panel with a user-friendly interface makes it simple to operate the printer.



Easy front access to maintenance box allows maximum printer uptime.



Easy refill of paper with these cassette trays that can be opened smoothly and effortlessly.



Easy maintenance with wider opening from the right side of the printer for quick removal of jammed paper.

## Robust Security Features

### Confidential Job

Prevent unattended prints by sending print jobs with a PIN for release in the panel.

### IP Address Filter

Secure the printer by preventing unauthorised devices from connecting to it.

### Panel Admin Mode

Prevent unauthorised users from changing the printer settings by setting a password for the administrator.

### Access Control

Limit the use of the MFP features by account control. Up to 10 user accounts can be set.

### LDAP Address Book

Reduce the risk of information leakage due to mistakes in the target recipient's email address.

## Connectivity Features

### Standard Connectivity

The device is equipped with USB 3.0 and Ethernet network connectivity as standard allowing users to share it.



### Additional Ethernet Option

Reduce security risks by connecting external devices that need to use the MFP with a separate network.

### Wi-Fi Option

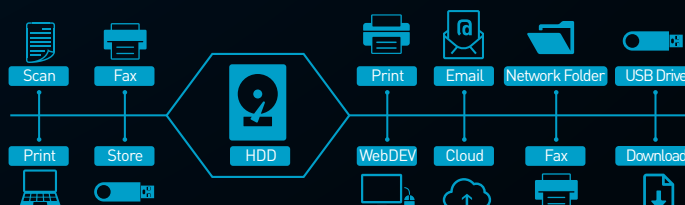
Enables flexible placement of the MFP with Wi-Fi connectivity. It also allows up to 8 devices to connect directly to the printer by Wi-Fi direct.

### Fax Option

Enable fax capability with the fax option. Up to 3 fax options can be installed to expand the line capability.

### Storage Feature with HDD

Improve convenience by storing print data in the internal HDD for convenient reprinting and distribution. Stored data can be downloaded or forwarded to various destinations without the use of additional software.





# Enhanced Finishing Options and Solutions

## Enhanced Finishing Capability

Increase productivity with advanced finishing such as stapling, hole punching, folding and booklet making.

### Staple Finisher-P1\*

\*To use Staple Finisher-P1, Staple Finisher Bridge Unit A-P1 and Staple Finisher Bridge Unit B-P1 is required.

#### Finisher Tray

- Stacking up to 4,000 sheets (up to 3,000 sheets if Saddle unit is installed)
- Shift Sort
- Stapling
- Hole Punch (option)

#### Saddle Unit (option)

- Half Fold (up to 3 sheets)
- Tri Fold (up to 3 sheets)
- Saddle Stitch (up to 50 sheets)

#### Upper Tray

- For fax only (up to 250 sheets)

#### Main Tray

- Up to 500 sheets

#### High Capacity Tray

- Up to 3,000 sheets



Stack



Shift-sort



Staple



Hole Punch  
(requires option)



Half Fold  
(requires option)



Tri Fold  
(requires option)




Saddle Stitch  
(requires option)

### Inner Finisher-P1\*\*

\*\*To use Inner Finisher-P1, Inner Finisher Bridge Unit-P1 is required.

#### Finisher Tray

- Stacking up to 500 sheets
- Shift Sort
- Stapling
- Hole Punch (option)



Stack



Shift-sort



Staple



Hole Punch  
(requires option)

## Scalable For The Business Requirements

The unit can be upgraded with various options to suit many types of office space and work requirement.



#### Caster Table-P1

- Place the printer on a movable platform



#### Optional Dual Cassette-P1

- Increases capacity of paper handling with 2x 500 sheets tray



#### High-Capacity Tray-P1

- Increases capacity of paper handling with 3,000 sheets tray



#### Inner Tray-P1

- To sort incoming faxes with an upper tray
- Up to 250 sheets capacity



#### Authentication Device Table-P1

- To place and secure an authentication card reader



#### Paper Cassette Lock-P1

- To lock the paper cassettes
- Set of 2
- Padlock is not included



#### HDD-P1

- Reduce downtime by mirroring the HDD
- 320GB capacity



#### Stabiliser-P1

- Prevents the printer from falling by improving the stability

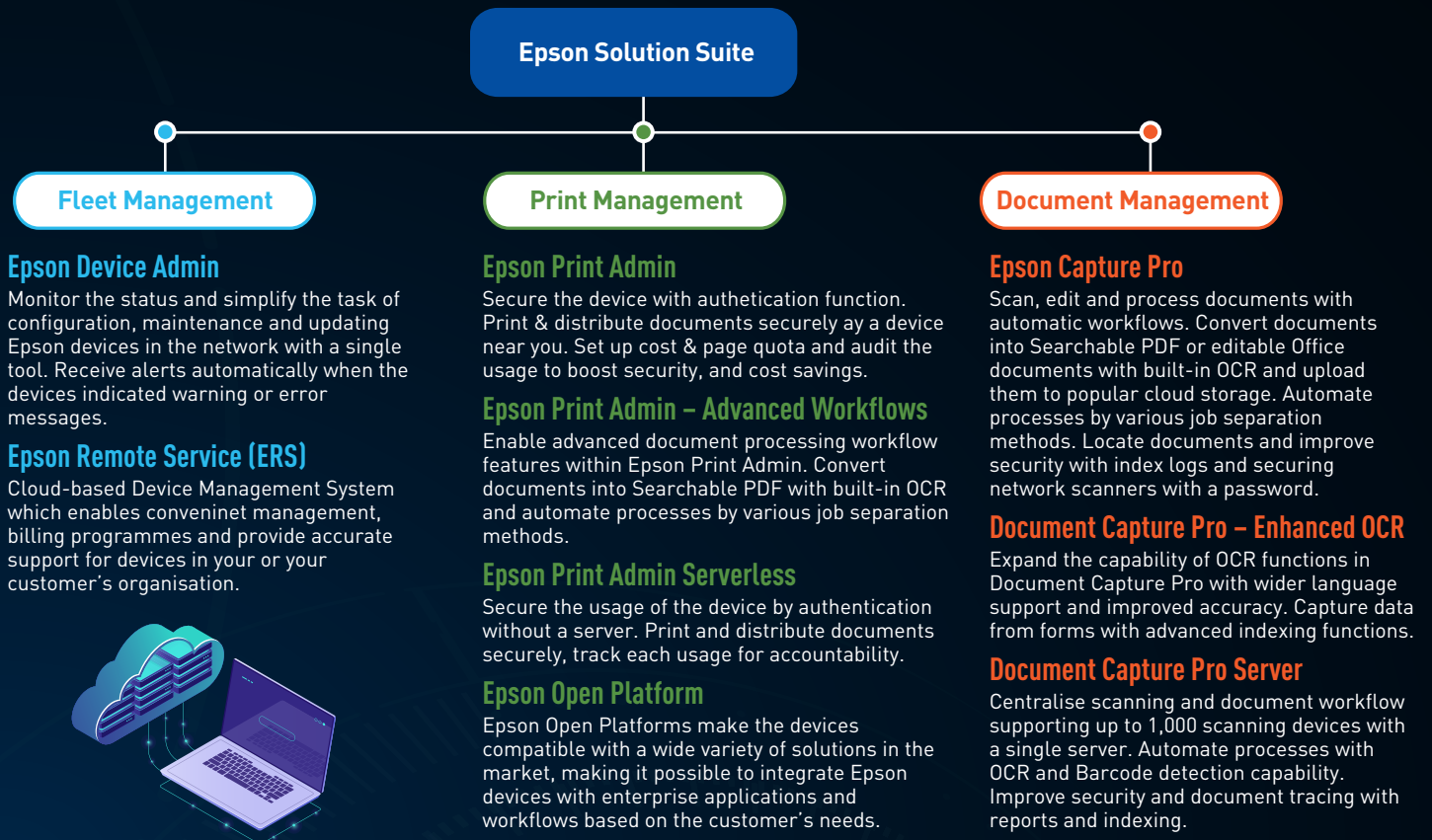
### Options

### Order Code

Wireless LAN Interface-P1	C12C937021
Maintenance Box	C12C937191
2/3 Hole Punch Unit-P2	C12C937851
2/3 Hole Punch Unit-P1	C12C937821
2/4 Hole Punch Unit-P2	C12C937841
2/4 Hole Punch Unit-P1	C12C937811
Authentication Device Table-P1	C12C937391
Caster Table-P1	C12C937031
HDD-P1	C12C936941
High Capacity Tray-P1	C12C937801
Inner Finisher-P1	C12C937871
Inner Finisher Bridge Unit-P1	C12C937431
Inner Tray-P1	C12C936931
OCR Unit-P1	C12C936951
Optional Dual Cassette-P1	C12C936901
Paper Cassette Lock-P1	C12C936921
Paper Feed Roller for ADF	C12C937351
Paper Feed Roller for Cassette	C12C937331
Paper Feed Roller for Paper Tray	C12C937371
Saddle Unit-P1	C12C937831
Staple Finisher-P1	C12C937791
Staple Finisher Bridge Unit A-P1	C12C937411
Staple Finisher Bridge Unit B-P1	C12C937891
Stabilizer	C12C937221
Staple cartridge	C12C937001
10/100/1000 Base-T, Ethernet Interface	C12C934471

# Epson Solution Suite

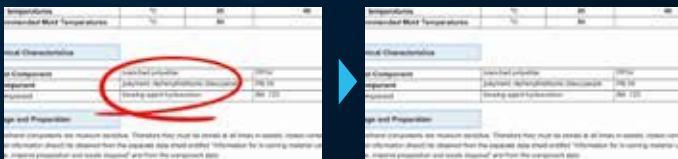
Take advantage of remote management, customise print options and enjoy seamless compatibility with the Epson WorkForce Enterprise. Integrate these into your existing IT infrastructure to improve productivity and increase efficiency. For more information, please visit [www.epson.com.sg/software-solutions](http://www.epson.com.sg/software-solutions).



## MFP Options

### Erase Red Colour

Removes red coloured objects in the results of scanned image or copy.



### Print Sets

Print or copy documents of various quantities for distribution to different groups and number of members.

### OCR Option

Enable built-in OCR functionality directly on the device for Scan to Folder and Email without the need to install software. This option also requires the OCR Unit-P1 option.



### IP-Fax

Enables sending and receiving fax thru IP address. This option also requires at least 1 Super G3/G3 Multi Fax Board option installed.

## Cloud and Mobile Solutions

### Mobile App



#### Epson Smart Panel

Control the MFP to print and scan directly from your smart device with access to popular cloud storage services.

### Epson Connect Services



#### Epson Email Print

Send a print job to any Email Print-enabled Epson printer from any device that can send an email.



#### Remote Print Driver

Print to an Email Print-enabled printer anywhere in the world via the internet with advanced settings from a PC or the Epson iPrint app.



#### Scan to Cloud

Send documents through the cloud service directly from the device panel to an email address or to popular cloud storage services without a PC or email server.

### Other solutions:

- Apple AirPrint
- Mopria™ Print Services
- Microsoft Universal Print

### Software Solutions Options

Epson Print Admin

Epson Print Admin – Advanced Workflows

Epson Print Admin Serverless

Document Capture Pro – Enhanced OCR

### MFP Options

Print Sets

Erase Red Colour

OCR Option

IP-Fax

# SPECIFICATIONS

Model Number	AM-C4000 EPIL (C11CJ43503)	AM-C5000 EPIL (C11CJ42503)	AM-C6000 EPIL (C11CJ91503)
<b>Printing</b>			
Printing Technology	PrecisionCore™ Line Head Inkjet Technology		
Nozzle Configuration	7,230 nozzles each colour (Black, Cyan, Magenta, Yellow)		
Maximum Resolution	600 x 2,400 dpi		
Minimum Ink Droplet Volume	3.8 pl		
Print Speed (Black and Colour) <sup>*1</sup>			
ISO 24734, A4, Simplex / Duplex	Approx. 40 ipm / 40 ipm	Approx. 50 ipm / 50 ipm	Approx. 60 ipm / 60 ipm
ISO 24734.2, A3, Simplex / Duplex	Approx. 23 ipm / 11 ipm	Approx. 30 ipm / 15 ipm	Approx. 36 ipm / 20 ipm
First Page Out Time	Approx. 7.6 sec / 7.6 sec	Approx. 6.7 sec / 6.7 sec	Approx. 6.1 sec / 6.1 sec
Printer Language	ESC/P-R, ESC/Page		
Printer Control Language Emulations	PCL5 / PCL6 / PostScript3 / PDF 1.7		
Maximum Monthly Duty Cycle <sup>*2</sup>	384,000 pages per month		
Recommended Monthly Duty Cycle	60,000 pages per month		
Memory Capacity	8,192MB (Total RAM size)		
HDD Capacity	320GB (Encrypted)		
Automatic 2-sided printing	Yes		
<b>Copying</b>			
Copy Speed (Black and Colour) <sup>*1</sup>			
ISO 29183, A4, Simplex (Flatbed)	Approx. 40 ipm	Approx. 50 ipm	Approx. 60 ipm
ISO 24735, A4, Simplex (ADF 1:1)	Approx. 40 ipm	Approx. 50 ipm	Approx. 60 ipm
ISO 24735, A4, Duplex (ADF 1:2 / 2:2)	Approx. 40 ipm	Approx. 50 ipm	Approx. 60 ipm
Maximum Copies from Standalone	9,999 copies		
Max Copy Resolution	600 x 1,200 dpi		
Reduction/Enlargement	25 - 400%, Auto Fit Function		
Copy Paper Size (Flatbed)	A3, B4, Legal, Indian-Legal, 8.5 x 13in, Letter, A4, B5, A5, B6, A6, 16K, 8K, 13 x 18cm, HV 16:9 Wide, 10 x 15cm, Envelopes: #1		
Maximum Copy Size	A3		
<b>Scanning</b>			
Scanner Type	Flatbed colour image scanner		
Sensor Type	Colour CIS x 2		
Optical Resolution	600 x 600 dpi		
Maximum Scan Area	297 x 431.8 mm (11.7 x 17")		
Scanner Bit Depth			
Colour	30-bit input, 24-bit output		
Grayscale	10-bit input, 8-bit output		
Black & white	10-bit input, 1-bit output		
Scan Features	Scan to Network Folder/FTP, Scan to Email, Scan to Memory Device, Scan to Computer (Document Capture Pro / Document Capture Pro Server), Scan to Computer (WSD), Scan to Computer (WSD), Scan to Cloud (Epson Connect)		
Scan Speed (Monochrome and Colour)			
200 dpi Flatbed	A4 Landscape: 3.0 sec, A3: 4.0 sec		
ADF (Simplex / Duplex)	A4: 60 ppm / 120 ipm		
(ISO17991, Scan to Folder)	A3: 30 ppm / -		
<b>ADF Function</b>			
Support Paper Thickness	52 - 128 g/m <sup>2</sup>		
Paper Capacity	150 pages (80 g/m <sup>2</sup> )		
Automatic 2-sided Scan / Copy / Fax	Yes (1-pass)		
<b>Fax Function (Optional)</b>			
Type of FAX	Walk-up black-and-white and colour fax capability		
Receive Memory / Page Memory	6 MB, Page memory Up to 550 pages (ITU-T No.1 chart)		
Communication Standards	CCITT/ITU G3, SuperG3 (V34)		
Error Correction Mode	ITU-T T.30		
FAX speed (data transfer rate)	Up to 33.6kbps, Approx. 3sec/page		
FAX Resolution			
Black & White	Standard: 8pels/mm x 3.85lines/mm, Fine: 8pels/mm x 7.7lines/mm, Super Fine: 8pels/mm x 15.4lines/mm, Ultra Fine: 16pels/mm x 15.4lines/mm		
Colour	Fine: 200 x 200 dpi, Photo: 200 x 200 dpi		
Transmission Paper Size			
Flatbed	A5 to A3 / Ledger		
ADF	A5 to A3 / Ledger		
Receiving Paper Size	HLT, A5, B5, A4, LT, LGL, B4, 11 x 17", A3		
Speed Dial / Group Dial	Up to 2,000 numbers, 200 groups		
Fax Features	PC Fax (Transmission/Receive), Automatic Redial, One Touch Dial, Address Book, Transmit Reservation, Broadcast Fax (Mono only), Polling Reception, Fax Preview, Fax to E-mail, Memory Reception, Fax to Folder		
<b>Paper Handling</b>			
Paper Feed Method	Friction feed		
Number of Paper Trays (Standard)	3 (Paper Cassettes: 2, MP Tray: 1)		
Paper Hold Capacity			
Input Capacity	Up to 1,150 sheets (80 g/m <sup>2</sup> ) (Paper Cassettes 1 - 2: 500 x 2 + MP Tray: 150 sheets)		
Maximum Input Capacity	Up to 5,150 sheets (80 g/m <sup>2</sup> ) (Paper Cassettes 1 - 4: 500 x 4 + MP Tray: 150 sheets + High Capacity Feeder Unit: 3,000 sheets)		
Output Capacity	Up to 500 sheets (80 g/m <sup>2</sup> )		
Paper Size			
Plain Paper	A6, A5, A4, A3, B6, B5, B4, Half Letter, Executive, 16K, Indian-Legal, Letter, 8.5 x 13in, Legal, 8K, US B 11 x 17in, 12 x 18in		
Envelop	#10, DL, C6, C5, C4		
Maximum Paper Size	297 x 1,200mm		
Support Paper Weight	52 - 300 g/m <sup>2</sup>		
<b>Printer Interface</b>			
USB	USB 3.0		
Network	Ethernet		
Network Protocol	TCP/IPv4, TCP/IPv6		
Network Printing Protocol	LPD, IPP, PORT9100, WSD		
Network Management protocols	SNMP, HTTP, DHCP, BOOTP, APIPA, PING, DDNS, mDNS, SNT, SLP, WSD, LLTD		
Security Features	Access Control Function, LDAP Address Book, IP Address Filtering, Panel Admin Mode, Confidential Job		
<b>USB Host Function</b>			
Type of Devices	Memory Devices		
Function	USB Host (Scan to Memory Device / Storage function)		
Direct Print Paper Size	A3, A4, A5, A6, Legal, Indian-Legal, Letter, B4, B5, B6, 8K, 16K, 8x13in, Envelopes: #10, C4, C6, DL		
<b>Cloud and Mobile Solutions</b>			
Epson Connect	Epson Smart Panel, Epson Email Print, Remote Print Driver, Scan to Cloud		
Other Solutions	Apple AirPrint, Mopria Print Service, Microsoft Universal Print		



Model Number	AM-C4000 EPIL (C11CJ43503)	AM-C5000 EPIL (C11CJ42503)	AM-C6000 EPIL (C11CJ91503)
Control Panel	LCD Screen 10.1 inch / 25.7 cm TFT Colour LCD		
Printer Software	Supported Operating System		
Windows	Windows 7 / 8 / 8.1 / 10 / 11, Windows Server 2008 / 2012 / 2016 / 2019 / 2022		
Mac	Mac OS X 10.9.5 or later, macOS 11.x or later		
Chrome OS	Chrome OS ver 89 or later (Printing and Scanning only)		
Electrical Specifications	Rated Voltage 100 – 240V Universal		
Rated Frequency	50 - 60 Hz		
Typical Electricity Consumption (TEC) Value	0.22 kWh	0.23 kWh	0.25 kWh
Power Consumption	Operating 110W   115W		
Standby	46W		
Sleep	1.0W		
Power off	0.1W		
Noise Level (Colour / Mono)	Sound Power/ PC Printing/ Plain Paper Default <sup>3</sup> 6.8B(A) / 6.8B(A)   7.1B(A) / 7.0B(A)   7.2B(A) / 7.2B(A)		
Sound Pressure/ PC Printing/ Plain Paper Default <sup>3</sup>	53dB(A) / 52dB(A)	55dB(A) / 54dB(A)	57dB(A) / 56dB(A)
Inner Finisher-P1	Output Capacity Up to 500 sheets (A4, 80g/m <sup>2</sup> )		
Finisher Functions	Stacking, Shift Sorting, Staple, Hole Punch (requires option)		
Staple Capability	A4 or smaller: up to 50 sheets (60 - 90 g/m <sup>2</sup> ); Larger than A4: up to 30 sheets (60 - 90 g/m <sup>2</sup> )		
Staple Positions	Corner / Opposite Corner / 2 points on side		
Supported Paper Size for Staple	A3, B4, A4, B5, Ledger, Letter		
Power Consumption	200W		
Dimensions & Weight (W x D x H)	466 x 512 x 210 mm, 13kg		
Staple Finisher-P1	Output Capacity Stacker Tray: Up to 4,000 sheets (A4, 80g/m <sup>2</sup> ), up to 3,000 sheets when Saddle Unit-P1 is installed Tray 2 (for Fax output only): up to 200 sheets (A4, 80g/m <sup>2</sup> )		
Finisher Functions	Stacking, Shift Sorting, Staple, Manual Staple, Hole Punch (requires option)		
Staple Capability	A4 or smaller: up to 50 sheets (60 - 90 g/m <sup>2</sup> ); Larger than A4: up to 30 sheets (60 - 90 g/m <sup>2</sup> )		
Staple Positions	Corner / Opposite Corner / 2 points on side		
Supported Paper Size for Staple	A3, B4, A4, B5, Ledger, Letter		
Power Consumption	220W		
Dimensions & Weight (W x D x H)	681 x 669 x 1,062 mm, 42kg		
Saddle Unit-P1	Output Capacity Stacker Tray: Up to 20 booklets (based on 2 - 5 sheets each booklet)		
Finisher Functions	Half-fold, Tri-fold, Saddle stitch		
Folding / Tri-fold Capability	3 sheets (60 to 90 g/m <sup>2</sup> ) / 1 sheet (91 to 105 g/m <sup>2</sup> )		
Saddle Stitch Capability	20 sheets (60 to 90 g/m <sup>2</sup> ) / 10 sheets (91 to 105 g/m <sup>2</sup> ) / Cover sheet (106 to 250 g/m <sup>2</sup> )		
Booklet Paper Size	A4, A3, B4, Letter, Legal, 8K, 11x17"		
Supported Paper Weight	60 - 105 g/m <sup>2</sup>		
Power Consumption	220W		
Dimensions & Weight (W x D x H)	517 x 407 x 374 mm, 22kg		
Inner Tray-P1	Output Capacity Up to 100 sheets (80g/m <sup>2</sup> )		
Supported Paper Size	A5, A4, A3, B5, B4, Letter, Legal, 11x17"		
Supported Paper Weight	60 - 90 g/m <sup>2</sup>		
2/4 Hole Punch Unit-P1	Supported Paper Size A3, B4, A4, B5, Ledger, Letter		
Support Paper Weight	60 - 250 g/m <sup>2</sup>		
Number of Holes	2 or 4 holes, 80mm intervals		
2/3 Hole Punch Unit-P1	Supported Paper Size A3, B4, A4, B5, Ledger, Letter		
Support Paper Weight	60 - 250 g/m <sup>2</sup>		
Number of Holes	2 or 3 holes, 70mm intervals (US Specifications)		
2/4 Hole Punch Unit-P2	Supported Paper Size A3, B4, A4, B5, Ledger, Letter		
Support Paper Weight	60 - 250 g/m <sup>2</sup>		
Number of Holes	2 or 4 holes, 80mm intervals		
2/3 Hole Punch Unit-P2	Supported Paper Size A3, B4, A4, B5, Ledger, Letter		
Support Paper Weight	60 - 250 g/m <sup>2</sup>		
Number of Holes	2 or 3 holes, 70mm intervals (US Specifications)		
High-Capacity Tray-P1	Input Capacity Up to 3,000 sheets (80 g/m <sup>2</sup> )		
Support Paper Weight	60 - 160 g/m <sup>2</sup>		
Support Paper Size	A4, B5, Letter		
Power Consumption	18W		
Dimensions & Weight (W x D x H)	351 x 585 x 465 mm, 25kg		
HDD-P1	Storage Capacity 320GB (Encrypted)		
Wireless LAN Interface-P1	Network Wi-Fi (IEEE802.11b/g/n), Wi-Fi Direct (Max 8 devices)		
Network Protocol	TCP/IP v4, TCP/IP v6		

**Dimension & Weight**  
**WorkForce Enterprise (Main Unit only)**  
**Weight:** 102.1kg (225.1lb)



**WorkForce Enterprise**  
**(With Optional Dual Cassette-P1, Inner Finisher-P1 and Hole Punch Unit-P2)**



**WorkForce Enterprise**  
**(With Optional Staple Finisher-P1, Saddle Unit-P1 and High-Capacity Tray-P1)**



© 2023 Epson India Pvt. Ltd. All Rights Reserved. Reproduction in part or in whole, without the written permission from Epson, is strictly prohibited. EPSON and EXCEED YOUR VISION are registered trademarks of Seiko Epson Corporation. All other product names and other company names used herein are for identification purposes only and are the trademarks or registered trademarks of their respective owners. Epson disclaims any and all rights in those marks. Print samples shown are simulations only. Specifications and product availability are subject to change without notice and may vary between countries. Please check with local Epson offices for more information.

Dealer's Stamp

Information correct at time of printing  
Printed April 2023

**EPSON INDIA PVT. LTD.**  
12th Floor, The Millenia, Tower A, No.1  
Murphy Road, Ulsoor, Bangalore 560 008  
Tel: 080-4566 5000, Fax: 080-4566 5005

**CALL FOR MORE INFO: EAST** 90730 09167 **SOUTH** Tamil Nadu 98403 01458 AP and Telangana 99943 96620 Kerala 99470 48222  
Karnataka 88700 00768 **WEST** Chhattisgarh, Mumbai, Pune, Goa and UP 99307 82105 Gujarat 96017 82874 **NORTH** Delhi NCR 99536  
01069 Rajasthan 82903 53421, 78699 11699 MP 88892 60260, 78699 11699 UP 96169 98054, 99975 98421, 97811 29629 Punjab and  
Himachal 95361 10831, 99536 01069 Bihar 99030 53860 Jammu and Kashmir 97977 92025



**Epson Helpline:** For product info or service - 1800 425 0011  
For service - 1800 123 001 600 or 1860 300 016 00 (9AM - 6pm) (Mon - Sat)  
**Email:** rips@eid.epson.co.in

[www.epson.co.in](http://www.epson.co.in)