

EPSON®

WorkForce® Enterprise

AM Series

Mid-Volume A3 and A4 Color Multifunction Printers



WorkForce Enterprise AM Series

The WorkForce Enterprise AM Series features A3 and A4 multifunction color printer models designed to offer reliability, fast printing, intuitive operation and impressive image quality—all in a compact, space-saving design. Boasting the lowest power consumption in each of their classes¹⁻⁵, the WorkForce Enterprise AM Series models are engineered for efficiency, helping you maximize your productivity, so you can take on virtually any task with confidence.



AM Series A3 Models

Supports printing up to 11" x 17"

WorkForce Enterprise AM-C4000



6,000 – 60,000 pages
Recommended Monthly Print Volume

WorkForce Enterprise AM-C5000



8,000 – 60,000 pages
Recommended Monthly Print Volume

WorkForce Enterprise AM-C6000



10,000 – 60,000 pages
Recommended Monthly Print Volume

All printers shown with optional accessories.



AM Series A4 Models

Supports printing up to 8.5" x 14"

WorkForce Enterprise AM-C400



3,500 – 30,000 pages

Recommended Monthly Print Volume

WorkForce Enterprise AM-C550



4,500 – 30,000 pages

Recommended Monthly Print Volume

Additional WorkForce Enterprise Models:



WF-C20750

- Color and monochrome printing
- 75 ISO ppm† Color/75 ISO ppm† Black print speed
- Recommended monthly print volume: 15,000 – 100,000 pages

WF-C21000

- Color and monochrome printing
- 100 ISO ppm† Color/100 ISO ppm† Black print speed
- Recommended monthly print volume: 20,000 – 100,000 pages


WF-M21000

- Monochrome printing
- 100 ISO ppm†† Black print speed
- Recommended monthly print volume: 50,000 – 100,000 pages

Powered by PrecisionCore®

WorkForce Enterprise printers are powered by PrecisionCore, advanced print chip technology that is disruptively simple, smart and clean.

PrecisionCore Print Chip



1.33 inches: 400 nozzles x 2 rows

Simple

Engineered for Reliable Performance

The all-in-one chip design contains the printing parts of a 4-color printer, which means fewer parts that can break down.

Smart

Built for Productivity

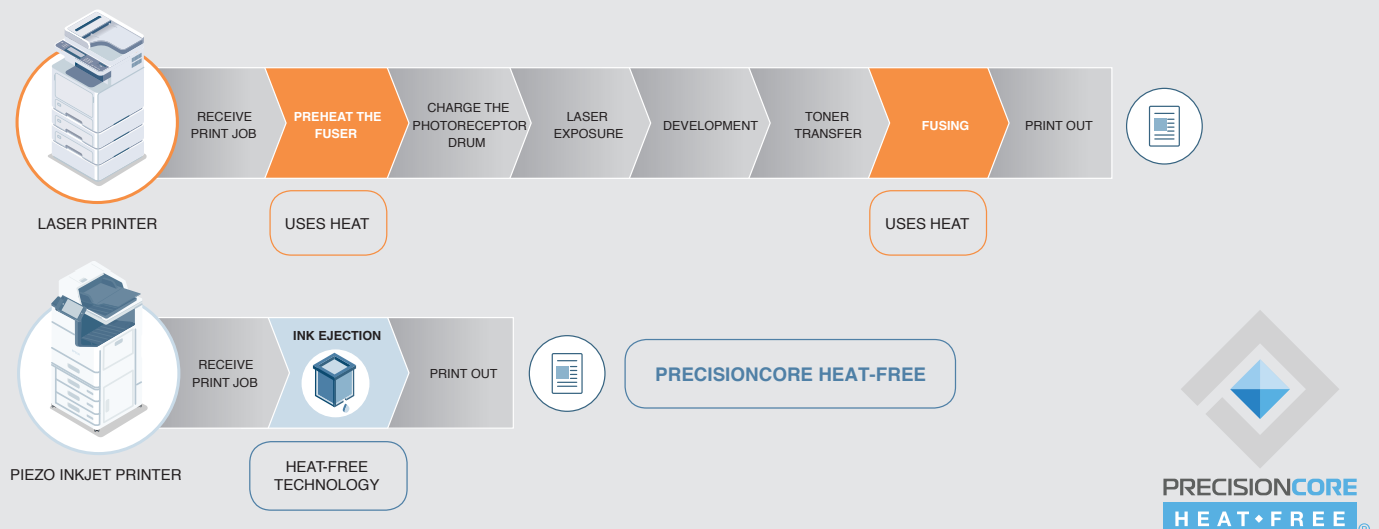
This scalable and modular solution delivers consistent quality with no warm-up time required, resulting in less downtime and fast first page out.

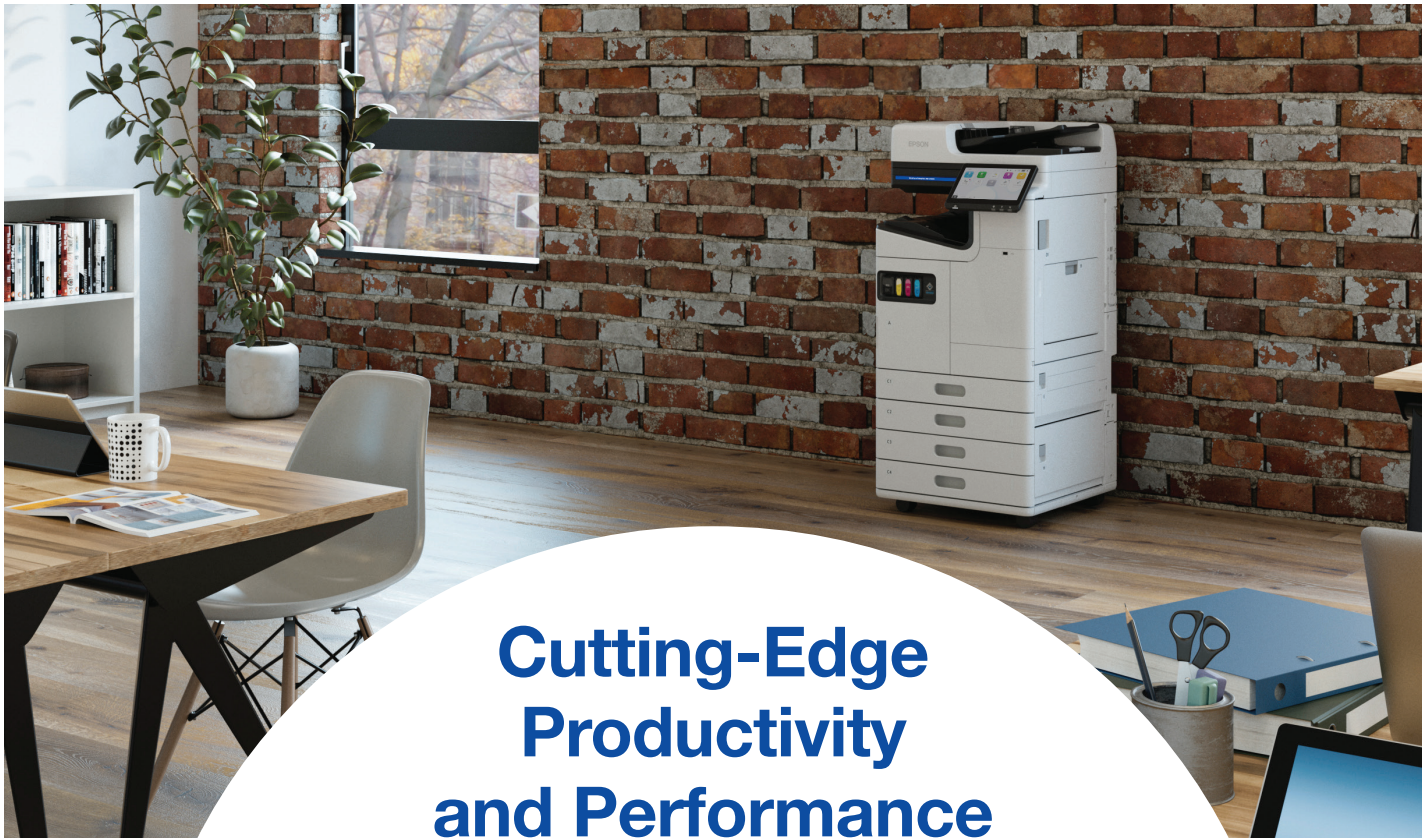
Clean

Designed for Efficiency

Heat-Free technology designed for efficient ink usage and low power consumption to help minimize waste and decrease energy consumption.

Heat-Free Technology vs. Laser





Cutting-Edge Productivity and Performance

Powerful Business Productivity

To help increase productivity, the WorkForce Enterprise AM Series offers fast print speeds up to 60 ISO ppm[†], a wide range of supported media types, up to six paper sources and a total capacity of up to 5,150 sheets⁶, and a flexible build to meet your unique needs. Plus, increase your business efficiency with fast first-page output and zero warm-up wait time.



Engineered for Reliable Performance

With fewer moving parts than typical laser printers, the compact and simplified design of the WorkForce Enterprise AM Series may result in less standard maintenance. Designed for less downtime and high reliability, these models also have an impressive recommended monthly print volume of up to 60,000 pages.



Space-Saving Design

WorkForce Enterprise AM Series A3 printers use the least amount of floor space in each of their classes⁷⁻⁹, and can be paired with the available inner finishing option to provide finishing capabilities without adding to the main unit's footprint. The A4 models can be configured as either a desktop or floor-standing unit for added flexibility.





Built for Intuitive Operation and Peace of Mind

Large Touchscreen Operation

Each WorkForce Enterprise AM Series model comes standard with a user-friendly 10.1" color touchscreen. With capacitive touch technology, similar to that used in many smartphones, the intuitive touchscreen supports familiar motions, such as swiping to change screens and scroll lists. Plus, the screen is tiltable to accommodate a variety of user needs and features eye-catching color icons to help identify key functions.



Remarkable Image Quality

PrecisionCore Heat-Free technology produces up to 40 million precise dots per second with astonishing ink placement accuracy to deliver professional image quality and color consistency, even for large jobs. In addition, DURABrite® Pro fast-drying, water-resistant pigment ink produces vivid color and crisp black text for high-quality printing every time.



Robust Security Features

The WorkForce Enterprise AM Series includes a full suite of advanced security features, helping to protect your documents, devices and data with data encryption, malware detection, and access controls like user authentication and function restrictions. These features will help prevent information leaks, protect confidential documents and secure device communications for added peace of mind.





Designed with Environmental Benefits in Mind

Energy Efficient

The WorkForce Enterprise AM Series models boast the lowest power consumption in each of their classes¹⁻⁵, using up to 65% less³ power than color laser printers. This impressively low power consumption helps reduce running costs and allows adaptable placement options with no constrictive electrical requirements.



Designed to Reduce Waste

PrecisionCore Heat-Free technology utilizes a printhead designed to last the life of the printer and requires a minimal number of parts to produce printed output. With a simplified design, fewer maintenance parts and high-yield consumables (replacement cartridge ISO yields: 50,000 pages black/30,000 pages color — A3 models)¹⁰, the WorkForce Enterprise AM Series is designed to reduce waste, electricity use and service calls.



EPEAT[®] Rated and ENERGY STAR[®] Qualified

WorkForce Enterprise AM Series printers are designed to help reduce supply chain greenhouse gas emissions, increase circularity and product longevity, and conserve energy, helping to earn them an EPEAT Silver rating. Plus, with low Typical Electricity Consumption (TEC), the WorkForce Enterprise AM Series can help you achieve your company's environmental and cost-saving goals.



AM Series Features – A3 Models

Single-pass duplexing, 150-sheet-capacity automatic document feeder simultaneously scans both sides of 2-sided documents at up to 100 ipm (duplex)¹¹.



Intuitive, tiltable 10.1" touchscreen for easy navigation—scan to email, the cloud¹² and more.



Wide range of optional finishing accessories for stapling, booklet-making, folding and hole-punching.

DURABrite Pro Ink is engineered for affordable, high-volume, high-speed printing to deliver sharp text, bright colors and high-quality results.



Replacement cartridge ISO yields: 50,000 pages black/30,000 pages color¹⁰

Lowest power consumption in each of their classes¹⁻³, which can help companies achieve their environmental and cost-saving goals.

Supports up to four cassettes, each holding up to 500 sheets. Total paper capacity can be expanded to up to 5,150 sheets with the optional high-capacity tray.



Compatible with third-party software solutions for managing usage limitations, user authentication and more.



Robust security features deliver a host of data encryption tools, ideal for implementing corporate security measures.

Takes up the least amount of floor space in each of their classes⁷⁻⁹.

Optional Accessories – A3 Models

Paper Handling



Optional Dual Cassette

- Adds two additional 500-sheet cassettes to the main unit



High-Capacity Tray

- Adds capacity for up to 3,000 letter-size sheets

Finishing Options



Inner Finisher

- Corner stapling (up to 50 sheets) and offset stacking
- 500-sheet output capacity
- Supports optional hole-punching unit



Staple Finisher

- Corner stapling (up to 50 sheets) and offset stacking
- 4,000-sheet output capacity
- Supports optional hole-punching unit



Booklet Finisher

- Modular addition to Staple Finisher
- Adds: Saddle stitch (up to 20 sheets), half-fold (up to 3 sheets) and tri-/C-fold (up to 3 sheets)
- 3,000-sheet output capacity

Some accessories may not be supported by others. Reference the User's Guide or inquire with your Epson Sales Representative for more information on possible configurations.

Additional Accessories

- Cabinet*
- Paper Cassette Lock
- Wireless LAN Interface
- Optional Gigabit Ethernet Card
- Super G3 Fax Board
- Optical Character Recognition (OCR) Unit
- Authentication Device Table
- Inner Tray
- Hard Drive (HDD) for Mirroring



Shown with Booklet Finisher and High-Capacity Tray



Shown with Staple Finisher

* Not supported with Staple Finisher, Saddle Unit or High-Capacity Tray.

AM Series Features – A4 Models

Single-pass duplexing, 100-sheet-capacity automatic document feeder simultaneously scans both sides of 2-sided documents at up to 100 ipm (duplex)¹¹.



Intuitive, tiltable 10.1" touchscreen for easy navigation—scan to email, the cloud¹² and more.



Compatible with third-party software solutions for managing usage limitations, user authentication and more.



Robust security features deliver a host of data encryption tools, ideal for implementing corporate security measures.

DURABrite Pro Ink is engineered for affordable, high-volume, high-speed printing to deliver sharp text, bright colors and high-quality results.



Replacement cartridge ISO yields: 31,500 pages black/28,000 pages color¹⁰

Lowest power consumption in each of their classes⁴⁻⁵, which can help companies achieve their environmental and cost-saving goals.

Supports up to four cassettes, each holding up to 500 sheets.



Desktop
Configurations

Optional Accessories – A4 Models

Paper Handling



Optional Single Cassette

- Adds an additional 500-sheet cassette to the main unit



Optional Dual Cassette

- Adds two additional 500-sheet cassettes to the main unit and optional single cassette

Some accessories may not be supported by others. Reference the User's Guide or inquire with your Epson Sales Representative for more information on possible configurations.

Additional Accessories

- Large Cabinet
- Riser Cabinet
- Paper Cassette Lock
- Wireless LAN Interface
- Super G3 Fax Board
- OCR Unit
- Authentication Device Table

Optional Features – A3 and A4 Models

OCR

- Automatically rotate scanned documents
- Make PDF files more usable and searchable

Print Set

- Enhancement to Storage function
- Preset settings for a group of documents

Erase Red Color

- Enhancement to Copy and Scan functions
- Erase red text and shapes



WorkForce Enterprise AM-C4000, AM-C5000, AM-C6000 MFP Specifications

Print

Printing Technology PrecisionCore 4-color (CMYK) drop-on-demand linehead inkjet technology

Maximum Print Resolution 600 x 2400 dpi

Print Speed*

AM-C6000:

60 ISO ppm (black/color) simplex,
60 ipm (black/color) duplex

AM-C5000:

50 ISO ppm (black/color) simplex,
50 ipm (black/color) duplex

AM-C4000:

40 ISO ppm (black/color) simplex,
40 ipm (black/color) duplex

Print Features Simplex, Duplex, Collating, Secure Printing, Watermark, Poster Printing

Mobile Printing and Scanning¹³

Epson Connect™ Solutions¹³ Epson Email Print, Epson Remote Print, Epson Smart Panel® app¹⁴

Other AirPrint®, Mopria™ Print Service, Scan to Cloud¹²

Copy

AM-C6000 speed^{†††}

60 ISO cpm (black/color)

AM-C5000 speed^{†††}

50 ISO cpm (black/color)

AM-C4000 speed^{†††}

40 ISO cpm (black/color)

Copy Quantity 1 – 9,999

Maximum Copy Size 11.7" x 17"

Input Copy Resolution (dpi) Maximum 600 x 600

Copy Features Automatic 1-Sided to 2-Sided; Fit to Page; Automatic Reduction and Enlargement (25% – 400%); Free-Form Magnification; ID Copy; Adjustable Copy Density; Collate 100 Sheets; Page Numbering; Message Stamp; Date Stamp; 1-Sided to 2-Sided; 2-Sided to 1-Sided; 2-Sided to 2-Sided; Adjustments: Density, Contrast, Color, Sharpness, Text Enhancement, Mixed Size Originals

Scan

Scanner Type Color flatbed/Auto 2-sided ADF

Scanner Sensor Color CIS

Optical Resolution 600 dpi

Hardware Resolution Maximum 600 x 1200 dpi

Maximum Resolution 9600 dpi interpolated

Scanner Speed^{††} ADF Simplex 60 ipm/Duplex 120 ipm

Maximum Scan Bed Size 11.7" x 17"

Scan Features Scan to PC (USB and network), Scan to Cloud¹², Scan to Email (SSL), Scan to Network Folder, LDAP Support, Scan to Memory Card/Flash Drive, TWAIN Output Format (PDF, JPEG, TIFF, Multi-TIFF, BMP [Win], PNG), Skip Blank Pages, Remove Shadows/Punch Holes, Density Adjustment, Optical Character Recognition (optional)

Fax (Optional)

Type Walk-up black-and-white and color

Transmission Types Super G3 Fax (up to 3 lines), IP (T.38) Fax

Receive Memory 6MB

Speed Dial Numbers Up to 2,000

Fax Features Send, Receive, Fax to Email, Fax to Folder, Inbox, Password-Delayed Send, Sharpness, Copy Ratio, PC Fax, Group Dial (up to 200 groups)

Optional Finishing

Inner Tray Additional 100-sheet output tray exclusively for faxes

Inner Finisher Finishing capabilities: Simple Stacking, Shifting, Stapling (1 or 2 points), 2/3/4 Hole-Punching (requires additional option)

Staple Finisher Finishing capabilities: Simple Stacking, Shifting, Stapling (1 or 2 points), 2/3/4 Hole-Punching (requires additional option)

Booklet Finisher (Requires Staple Finisher and Saddle Unit) Finishing capabilities: Simple Stacking, Shifting, Stapling (1 or 2 points), 2/3/4 Hole-Punching (requires additional option), Folding (half-fold, trifold), Saddle Stitching

Auto Document Feeder

Support Paper Thickness 52 g/m² – 128 g/m², 14 lb – 34 lb

Paper Capacity/Number of Originals 150 sheets, 80 g/m², 21 lb

Automatic 2-Sided Scan/Copy/Fax Yes

Box Function

Number of Shared Boxes 1 – 199

Max. Number of Personal Boxes Unlimited

Max. Storable Number of Documents 3,000

Max. Storable Number of Pages 9,000

Connectivity

Standard Connectivity

SuperSpeed USB 3.0, Ethernet — 1000Base-T/100Base-TX/10Base-T, Wireless LAN (optional), Wi-Fi Direct¹⁵

Operating Systems Windows® 11 (64-bit), Windows 10 (32-bit, 64-bit), Windows 8, 8.1 (32-bit, 64-bit), Windows 7 (32-bit, 64-bit), Windows Server® 2008¹⁶ – Windows Server 2022¹⁶, Mac® OS X® 10.9.5 – macOS® 13.x¹⁷, Print/Scan Chromebook® OS ver. 89 or later

Extended Connectivity

Up to 2 Ethernet ports supported (1 standard included)

Up to 3 Super G3 Fax cards supported

Paper Handling

Maximum Paper Size

Standard cassettes: Up to 11" x 17"

Multipurpose tray: 11.7" x 47.2"

Paper Types Plain, Thin, Thick, Recycled, Preprinted, Letterhead, Color, Envelope (Monarch, #10, DL, C6, C4)

Number of Paper Trays 2 standard cassette trays and 1 multipurpose tray; optional high-capacity input tray

Input Paper Capacity 2,150 sheets (500 x 2 standard trays, 500 x 2 optional dual cassette trays, 150 x 1 multipurpose tray); optional high-capacity input tray: 3,000 sheets

Supported Paper Weights

Cassette trays/Multipurpose tray: up to 300 g/m²

Automatic duplexing: up to 250 g/m²

General

Display 10.1" color touchscreen

Memory¹⁸ 8,192MB

Temperature

Operating: 50 °F to 95 °F (10 °C to 35 °C)

Storage: -4 °F to 104 °F (-20 °C to 40 °C)

Relative Humidity

Operating: 15% – 85%

Storage: 5% – 85% (no condensation)

Noise Level Less than 55 dB

Rated Voltage AC 100 V – 240 V

Rated Frequency 50 Hz – 60 Hz

Rated Current 9.0 A – 4.5 A

Power Consumption (Approximate)

Maximum: 190 W

Standalone Copy Printing: 110 W (AM-C4000),

115 W (AM-C5000/AM-C6000)

Ready Mode: 46 W

Sleep Mode: 0.9 W

TEC Rating 0.22 kWh/week (AM-C4000), 0.23 kWh/week (AM-C5000), 0.25 kWh/week (AM-C6000)

Weight and Dimensions (W x D x H)

Main Unit with Optional Dual Cassette: 21.9" x 24.4" x 47.8"

Weight (w/o supplies): 274.1 lb

Weight (w/ supplies): 280.0 lb

Main Unit with Optional Dual Cassette and Inner Finisher:

21.9" x 24.4" x 47.8", Weight: 316.5 lb

Main Unit with Optional Dual Cassette and Staple Finisher:

49" x 24.4" x 47.8", Weight: 386.2 lb

Main Unit with Optional Dual Cassette and Booklet Finisher:

49.8" x 24.4" x 47.8", Weight: 434.8 lb

Optional High-Capacity Tray:

13.8" x 23.0" x 18.3", Weight: 55.2 lb

Software Available¹⁹ Epson printer driver, PCL 5 driver emulation²⁰, PCL 6 driver emulation²⁰, PostScript® 3, Document Capture Pro

General (Continued)

Epson Solutions Suite Epson Device Admin, Epson Print Admin, Epson Print Admin Serverless, Epson Remote Services, Document Capture Pro

Warranty 90-day limited warranty; additional service options available through your reseller

Country of Origin Indonesia

Ink

Ink Type DURABrite Pro pigment ink

Fade Resistance/Print Longevity²¹ Up to 400 years in dark storage

Replacement Ink Cartridges¹⁰

AM-C6000, AM-C5000

T08C High-Capacity Ink Cartridges — Black, Cyan, Magenta, Yellow (Yield, ISO pages — Black: 50,000, Color: 30,000)

AM-C4000

T08D High-Capacity Ink Cartridges — Black, Cyan, Magenta, Yellow (Yield, ISO pages — Black: 50,000, Color: 30,000)

Epson strongly recommends the use of genuine ink to ensure optimal print quality and performance.

Eco Features

Lowest power consumption in their class¹⁻³

ENERGY STAR qualified

Rated EPEAT Silver

RoHS compliant

End-of-life options available²²

Epson America, Inc. is a SmartWay® Transport Partner²³

Ordering Information

WorkForce Enterprise AM-C6000	C11CJ91201
WorkForce Enterprise AM-C5000	C11CJ42201
WorkForce Enterprise AM-C4000	C11CJ43201
Optional Dual Cassette	C12C936871
Cabinet*	C12CFM70390
High-Capacity Tray	C12C936911
Inner Tray	C12C936781
Inner Finisher	C12C936961/C12C937421
2/3 Hole Punch for Inner Finisher	C12C936981
2/4 Hole Punch for Inner Finisher	C12C936971
Staple Finisher	C12C936751/C12C937401/C12C937881
Saddle Unit	C12C938001
2/3 Hole Punch for Staple/Booklet Finisher	C12C936821
2/4 Hole Punch for Staple/Booklet Finisher	C12C936811
Staple Cartridge for Staple Finisher	C12C935401
Staple Cartridge for Booklet/Inner Finisher	C12C937001
Wireless LAN Interface	C12C936861
Optional Gigabit Ethernet Card	C12C934471
Super G3 Fax Board	C12C935251
IP Fax License	EDS0300001
OCR Expansion Board/License	C12C936801/EDS0200001
Print Set Feature License	EDS0100001
Red Erase Feature License	EDS0100002
Authentication Device Table	C12C937381
Paper Cassette Lock	C12C936771
Hard Drive (HDD) for Mirroring	C12C936791
Maintenance Box	C12C937181

* Not supported with Staple Finisher, Saddle Unit or High-Capacity Tray.

WorkForce Enterprise AM-C400, AM-C550 MFP Specifications

Print

Printing Technology PrecisionCore Heat-Free 4-color (CMYK) drop-on-demand line head inkjet technology

Maximum Print Resolution 600 x 2400 dpi

Print Speed[†]

AM-C400

40 ISO ppm (black/color) simplex,
40 ipm (black/color) duplex

AM-C550

55 ISO ppm (black/color) simplex,
55 ipm (black/color) duplex

Print Features Simplex, Duplex, Collating, Secure Printing, Watermark

Mobile Printing and Scanning¹³

Epson Connect™ Solutions¹³ Epson Email Print, Epson Remote Print, Epson Smart Panel® app¹⁴

Other AirPrint®, Mopria™ Print Service, Scan to Cloud¹²

Copy

AM-C400 speed^{†††}

40 ISO cpm (black/color)

AM-C550 speed^{†††}

55 ISO cpm (black/color)

Copy Quantity 1 – 9,999

Maximum Copy Size 8.5" x 14"

Input Copy Resolution (dpi) Maximum 600 x 600

Copy Features Automatic 1-Sided to 2-Sided, Fit to Page, Automatic Reduction and Enlargement (25% – 400%), Free-Form Magnification, ID Copy, Adjustable Copy Density, Collate, Page Numbering, Message Stamp, Date Stamp, 1-Sided to 2-Sided, 2-Sided to 1-Sided, 2-Sided to 2-Sided, Adjustments — Density, Contrast, Color, Sharpness, Text Enhancement, Mixed-Size Originals

Scan

Scanner Type Color flatbed/Auto 2-sided ADF

Scanner Sensor Mono CIS

Optical Resolution 600 dpi

Hardware Resolution Maximum 600 x 1200 dpi

Maximum Resolution 9600 dpi interpolated

Scanner Speed^{††} ADF Simplex 50 ipm/Duplex 100 ipm

Maximum Scan Bed Size 8.5" x 14"

Scan Features Scan to PC (USB and network), Scan to Cloud¹², Scan to Email (SSL), Scan to Network Folder, LDAP Support, Scan to Memory Card/Flash Drive, TWAIN Output Format (PDF, JPEG, TIFF, Multi-TIFF, BMP [Win], PNG), Skip Blank Pages, Remove Shadows/Punch Holes, Density Adjustment, Optical Character Recognition (optional)

Fax (Optional)

Type Walk-up black-and-white and color

Transmission Types Super G3 Fax (1 line), IP (T.38) Fax

Receive Memory 6MB

Speed Dial Numbers Up to 2,000

Fax Features Send, Receive, Fax to Email, Fax to Folder, Inbox Password, Delayed Send, Sharpness, PC Fax, Group Dial (up to 200 groups)

Auto Document Feeder

Support Paper Thickness 52 g/m² – 128 g/m²

Paper Capacity/Number of Originals 100 sheets, 80 g/m²

Automatic 2-Sided Scan/Copy/Fax Yes

Box Function

Number of Shared Boxes 1 – 199

Maximum Number of Personal Boxes Unlimited

Maximum Storable Number of Documents 3,000

Maximum Storable Number of Pages 9,000

Connectivity

Standard Connectivity

SuperSpeed USB 3.0, Ethernet — 1000Base-T/100Base-TX/10Base-T, Wireless LAN (optional), Wi-Fi Direct¹⁵ (optional)

Operating Systems Windows® 11 (64-bit), Windows 10 (32-bit, 64-bit), Windows 8, 8.1 (32-bit, 64-bit), Windows 7 (32-bit, 64-bit), Windows Server® 2008¹⁶ – Windows Server 2022¹⁶, Mac® OS X® 10.9.5 – macOS® 14.x¹⁷, Print/Scan Chromebook® OS ver. 89 or later

Extended Connectivity

1 Super G3 Fax card supported

Paper Handling

Maximum Paper Size

Standard Cassettes: Up to 8.5" x 14"

Multipurpose Tray: Up to 8.5" x 14"

Paper Types Plain, Thin, Thick, Recycled, Preprinted, Letterhead, Color, Envelope (Monarch, #10, DL, C6, C4)

Number of Paper Trays 1 standard cassette tray and 1 multipurpose tray; optional single cassette; optional dual cassette

Input Paper Capacity 2,100 sheets (500 x 1 standard tray, 500 x 1 optional single cassette tray, 500 x 2 optional dual cassette trays, 100 x 1 multipurpose tray)

Supported Paper Weights

Cassette Trays/Multipurpose Tray: Up to 250 g/m²

Automatic Duplexing: Cassette 1 (Standard): Up to 160 g/m²; Cassettes 2-4 (Optional): Up to 250 g/m²

General

Display 10.1" color touchscreen

Memory¹⁸ 8,192MB

Temperature

Operating: 50 ° F to 95 ° F (10 ° C to 35 ° C)

Storage: 7 ° F to 104 ° F (-14 ° C to 40 ° C)

Relative Humidity

Operating: 15% – 85%

Storage: 5% – 85% (no condensation)

Rated Voltage AC 100 V – 240 V

Rated Frequency 50 Hz – 60 Hz

Rated Current 3.0 A – 1.5 A

Power Consumption (Approximate)

Maximum: 160 W

Standalone Copy Printing: 84 W

Ready Mode: 36 W

Sleep Mode: 0.8 W

TEC Rating: 0.19 kWh/week

Weight and Dimensions (W x D x H)

Main Unit: 18.3" x 19.3" x 22.4"

Weight (w/o Supplies): 124.2 lb

Weight (w/ Supplies): 129.5 lb

Main Unit with Optional Single Cassette:

18.3" x 19.3" x 26.4", Weight: 143.5 lb

Main Unit with Optional Single Cassette and

Optional Dual Cassette:

18.3" x 19.3" x 36.9", Weight: 188.1 lb

Software Available¹⁹ Epson printer driver, PCL 5 driver

emulation²⁰, PCL 6 driver emulation²⁰, PostScript 3,

Document Capture Pro

Epson Solutions Suite Epson Device Admin, Epson Print Admin, Epson Print Admin Serverless, Epson Remote Services, Document Capture Pro

Warranty 90-day limited warranty; additional service options available through your reseller

Country of Origin Indonesia

Ink

Ink Type DURABrite Pro pigment ink

Fade Resistance/Print Longevity²¹ Up to 400 years in dark storage

Replacement Ink Cartridges¹⁰

AM-C400

T08K High-Capacity Ink Cartridges — Black, Cyan, Magenta, Yellow (Yield, ISO pages — Black: 31,500, Color: 28,000)

AM-C550

T08M High-Capacity Ink Cartridges — Black, Cyan, Magenta, Yellow (Yield, ISO pages — Black: 31,500, Color: 28,000)

Epson strongly recommends the use of genuine ink to ensure optimal print quality and performance.

Eco Features

Lowest power consumption in their class⁴⁻⁵

ENERGY STAR qualified

Rated EPEAT Silver

RoHS compliant

End-of-life options available²²

Epson America, Inc. is a SmartWay® Transport Partner²³

Ordering Information

WorkForce Enterprise AM-C400	C11CJ93201
WorkForce Enterprise AM-C550	C11CJ92201
Optional Single Cassette	C12C937441
Optional Dual Cassette	C12C937461
Large Cabinet	C12CFM7094
Riser Cabinet	C12CFM7093
Wireless LAN Interface	C12C936861
Super G3 Fax Board	C12C935251
IP Fax License	EDS0300001
OCR Expansion Board/License	C12C936801/EDS0200001
Print Set Feature License	EDS0100001
Red Erase Feature License	EDS0100002
Authentication Device Table	C12C937381
Paper Cassette Lock	C12C936771
Maintenance Box	C12C937201

Streamlined configuration and management for your printer fleet.



Epson Device Admin

A powerful device management solution, Epson Device Admin was designed to simplify the installation, configuration and management of networked Epson printers with alert notifications and usage reporting.



Epson Print Admin

An affordable, entry-level, user-friendly print management solution, Epson Print Admin was engineered to work with Epson products to enhance document output security, reduce costs and improve productivity. It's available as an embedded version for the WorkForce Enterprise Series.



Epson Remote Services

A cloud-based fleet management tool, Epson Remote Services was built to work with Epson devices to help dealers improve service efficiency, reduce operating costs and raise customer satisfaction.



Document Capture Pro

A scanning software designed to help manage documents effortlessly, Document Capture Pro features functions such as Document Separation and Scan to Searchable PDF²⁴. Users can scan to cloud¹² destinations like Dropbox®, Box®, OneDrive®, Google Drive™, SugarSync®, Evernote®, OneNote®, WebDAV and SharePoint®.

Maximize your investment through integration with third-party applications.

Epson Open Platform (EOP) makes our revolutionary multifunction printers fully flexible and customizable, enabling them to adapt to meet specific and changing customer requirements as business goals and enterprise IT systems evolve. EOP supports applications for:

- Print management
- Document management
- ECM workflow

Designed to work seamlessly within existing environments, the printers are also SAP® compatible.

A photograph of a modern, two-story Epson building at dusk. The building has a white upper section and a dark, textured lower section. The Epson logo is prominently displayed on the roofline. The building is surrounded by a well-maintained garden with various plants and trees. The sky is a mix of blue and orange, suggesting sunset or sunrise.

EPSON

Epson

is a leading provider of innovative technology solutions that help businesses succeed.

In fact, you'll find our projectors, scanners and printers—and even robots—hard at work in companies all over the globe.

A Legacy of Innovation

Seiko Epson Corporation holds 1,620 U.S. patents (50,000 patents globally) in imaging and printing technology.

Market Leadership

Epson is a worldwide leader in point-of-sale printers. But our leadership doesn't stop there. We are also the best-selling projector brand worldwide.

Global Presence

Epson has 23 manufacturing locations around the world providing the infrastructure needed to reach a global marketplace.

Extensive Expertise

Over 1,000 engineers are continually pioneering groundbreaking Epson technology.

Great Accountability

Epson provides a single source for your business technology needs. And we give you added peace of mind with world-class service and support.



Epson Business Solutions

Driven by a relentless pursuit of innovation and market leadership, Epson empowers organizations to achieve their unique goals through a wide breadth of precision-engineered solutions. With a full suite of efficient and compact products ranging from printers to projectors and robots to microdevices, Epson is uniquely positioned to provide enduring partnerships and world-class expertise to those we serve every step of the way.



Scan to learn more.

Discover how Epson can support your business at www.epson.com/forbusiness

† Black and color print speeds are measured in accordance with ISO/IEC 24734. Actual print times will vary based on factors including system configuration, software and page complexity. For more information, visit www.epson.com/printspeed | †† Black print speeds are measured in accordance with ISO/IEC 24734. Actual print times will vary based on factors including system configuration, software, and page complexity. For more information, visit www.epson.com/printspeed | ††† Black and color copy speeds are determined in accordance with ISO/IEC 29183. Actual copy times will vary based on factors including system configuration and page complexity. For more information, visit www.epson.com/copyspeed | **1** For AM-C4000, compared to similarly featured A3 color laser printers and copiers at 31–40 ppm based on manufacturers' specifications and industry available data as of February 2024. Actual power savings will vary by product model and usage. | **2** For AM-C5000, compared to similarly featured A3 color laser printers and copiers at 41–50 ppm based on manufacturers' specifications and industry available data as of February 2024. Actual power savings will vary by product model and usage. | **3** For AM-C6000, compared to similarly featured A3 color laser printers and copiers at 51–60 ppm based on manufacturers' specifications and industry available data as of February 2024. Actual power savings will vary by product model and usage. | **4** For AM-C400, compared to similarly featured A4 color laser printers and copiers with speeds of 31–40 ppm per industry available data as of November 2023. Actual power savings will vary by product model and usage. | **5** For AM-C550, compared to similarly featured A4 color laser printers and copiers with speeds of 51–60 ppm per industry available data as of November 2023. Actual power savings will vary by product model and usage. | **6** With optional Dual Cassette and High-Capacity Tray; 1,150-sheet capacity standard. | **7** For AM-C4000, floor space defined as width x depth of main unit base, compared to similarly featured A3 color laser printers and copiers at 31–40 ppm based on manufacturers' specifications and industry available data as of February 2024. | **8** For AM-C5000, floor space defined as width x depth of main unit base, compared to similarly featured A3 color laser printers and copiers at 41–50 ppm based on manufacturers' specifications and industry available data as of February 2024. | **9** For AM-C6000, floor space defined as width x depth of main unit base, compared to similarly featured A3 color laser printers and copiers at 51–60 ppm based on manufacturers' specifications and industry available data as of February 2024. | **10** Replacement cartridge yields are based on ISO/IEC 24711 tests in Default Mode printing continuously. Cartridge yields vary considerably for reasons including images printed, print settings, temperature and humidity. Yields may be lower when printing infrequently or predominantly with one ink color. All ink colors are used for printing and printer maintenance, and all colors have to be installed for printing. For print quality, part of the ink from the included cartridges is used for printer startup and a variable amount of ink remains in the cartridges after the "replace cartridge" signal. For details, visit www.epson.com/inkinfo | **11** Based on 200 dpi, letter-size, in black-and-white or color. | **12** Requires an Internet connection, a free Epson Connect account and a destination email address or cloud storage account. For a list of supported cloud services, visit www.epson.com/connect | **13** Most features require an Internet connection to the printer, as well as an Internet- and/or email-enabled device. For a list of Epson Connect enabled printers and compatible devices and apps, visit www.epson.com/connect | **14** Requires Epson Smart Panel app download. Data usage fees may apply. | **15** Wi-Fi CERTIFIED™; level of performance subject to the range of the router being used. Wi-Fi Direct® may require printer software. | **16** Only printing and scanning are supported under Windows Server OS. | **17** Some applications and/or functions may not be supported under Mac OS X. | **18** RAM size definition is the total amount of RAM memory capacity inside the device, regardless of memory use. | **19** Internet access is required to install OS drivers and software. | **20** Not all media types are supported for PCL printing. | **21** Display permanence based on accelerated testing of prints displayed under glass in indoor display conditions; album permanence based on accelerated testing of prints in dark storage conditions. Actual print stability will vary according to media, printed image, display conditions, light intensity, temperature, humidity and atmospheric conditions. Epson does not guarantee the longevity of prints. For maximum print life, display all prints under glass or UV filter or properly store them. | **22** For convenient and reasonable recycling options, visit www.epson.com/recycle | **23** SmartWay is an innovative partnership of the U.S. Environmental Protection Agency that reduces greenhouse gases and other air pollutants and improves fuel efficiency. | **24** Windows only.

Epson America, Inc.
3131 Katella Ave., Los Alamitos, CA 90720

Epson Canada Limited
185 Renfrew Drive, Markham, Ontario L3R 6G3

www.epson.com
www.epson.ca



EPSON, DURABrite, Epson Smart Panel, PrecisionCore, the PrecisionCore Heat-Free logo and WorkForce are registered trademarks and Epson Connect is a trademark of Seiko Epson Corporation. AirPrint, Mac, macOS and OS X are trademarks of Apple Inc., registered in the U.S. and other countries. Chromebook is a registered trademark and Google Drive is a trademark of Google LLC. Microsoft, OneDrive, OneNote, SharePoint, Windows and Windows Server are trademarks of the Microsoft group of companies. The Mopria wordmark is a registered and/or unregistered trademark of Mopria Alliance, Inc. in the United States and other countries. Unauthorized use is strictly prohibited. SmartWay is a registered trademark of the U.S. Environmental Protection Agency. Wi-Fi Direct® is a registered trademark and Wi-Fi CERTIFIED™ is a trademark of Wi-Fi Alliance®. All other product and brand names are trademarks and/or registered trademarks of their respective companies. Epson disclaims any and all rights in these marks. Copyright 2024 Epson America, Inc. CPD-64494R1 8/24