

Epson[®] WorkForce[®] Pro Optional Cabinets

Place your WorkForce Pro desktop printer on a stylish cabinet and set it in a common area for easy workgroup access. Made to match WorkForce Pro single-function or multifunction printers, these mobile stands are easy to assemble and feature special pins to hold the printer in place. Lockable wheels and built-in stabilizers offer added convenience. There's even a compartment to store printer supplies.



Ledger Size










Letter Size

Images not to scale

Accessory











Cabinet

A4 / Letter Size Printers / MFPs

CABINET SKUs	Printers / MFPS Model Number		WorkForce Pro WF-M5299	WorkForce Pro WF-M5799	WorkForce Pro WF-C5210	WorkForce Pro WF-C5290	WorkForce Pro WF-C5710	WorkForce Pro WF C5790	WorkForce Pro WF-C529R	WorkForce Pro WF-C579R
	Product code		C11CG07201	C11CG04201	C11CG06201	C11CG05201	C11CG03201	C11CG02201	C11CG79201BU	C11CG77201BU
	Functionality		Printer	MFP	Printer	Printer	MFP	MFP	Printer	MFP
	Dimensions: Printing (W x D x H)		16.7" x 22.8" x 17.7"	16.7" x 22.8" x 17.7"	16.7" x 22.8" x 17.7"	16.7" x 22.8" x 17.7"	16.7" x 22.8" x 17.7"	16.7" x 22.8" x 17.7"	16.7" x 22.8" x 23.8"	16.7" x 22.8" x 23.8"
	Dimensions: Storage (W x D x H)		16.7" x 21.1" x 14.1"	16.7" x 21.1" x 14.1"	16.7" x 21.1" x 14.1"	16.7" x 21.1" x 14.1"	16.7" x 21.1" x 14.1"	16.7" x 21.1" x 14.1"	16.7" x 21.1" x 20.2"	16.7" x 21.1" x 20.2"
C12CFM7066	<p>LOW OPTIONAL CABINET FOR WF-C5XXX & WF-M5XXX SERIES</p>  <p>Max. recommended config.: • Up to 2 additional paper trays</p> <p>Shown: WF-M5799 with 2 additional paper trays</p> <p>Max. recommended height: 41.2" Max. dimensions shown below</p>		<p>Models only support up to 1 additional paper tray</p> <p>Height with one additional paper tray: 37.2"</p>					<p>Max. recommended config.: • Up to 2 additional paper trays</p> <p>Shown: WF-C579R with 2 additional paper trays</p> <p>Max. recommended height: 43.2" Max. dimensions shown below</p>		
	<p>Dimensions: (W x D x H)</p>	16.7" x 28.0" x 19.2"	16.7" x 28.0" x 41.2"	16.7" x 28.0" x 41.2"					16.7" x 21.1" x 43.2"	16.7" x 21.1" x 43.2"
C12CFM7067	<p>MEDIUM OPTIONAL CABINET FOR WF-C5XXX & WF-M5XXX SERIES</p>  <p>Maximum recommended config.: • Up to 1 additional paper tray</p> <p>Shown: WF-C5790 with 1 additional paper tray</p> <p>Maximum recommended height: 41.7" Maximum dimensions shown below</p>							<p>Max. recommended config.: • Up to 1 additional paper tray</p> <p>Shown: WF-C579R with 1 additional paper tray</p> <p>Max. recommended height: 43.8" Max. dimensions shown below</p>		
	<p>Dimensions: (W x D x H)</p>	16.7" x 28.0" x 23.6"	16.7" x 28.0" x 41.7"	16.7" x 28.0" x 41.7"	16.7" x 28.0" x 41.7"	16.7" x 28.0" x 41.7"	16.7" x 28.0" x 41.7"	16.7" x 28.0" x 41.7"	16.7" x 21.1" x 43.8"	16.7" x 21.1" x 43.8"
C12CFM7068	<p>TALL OPTIONAL CABINET FOR WF-C5XXX & WF-M5XXX SERIES</p>  <p>Maximum recommended config.: • No additional paper tray</p> <p>Shown: WF-C5790 with no additional paper tray</p> <p>Maximum recommended height: 42.5" Maximum recommended dimensions shown below</p>							<p>Max. recommended config.: • No additional paper tray</p> <p>Shown: WF-C579R with no additional paper tray</p> <p>Max. recommended height: 44.6" Max. dimensions shown below</p>		
	<p>Dimensions: (W x D x H)</p>	16.7" x 28.0" x 28.4"	16.7" x 28.0" x 42.5"	16.7" x 28.0" x 42.5"	16.7" x 28.0" x 42.5"	16.7" x 28.0" x 42.5"	16.7" x 28.0" x 42.5"	16.7" x 28.0" x 42.5"	16.7" x 21.1" x 44.6"	16.7" x 21.1" x 44.6"

Proper installation of cabinets requires installation of metal-locating pins and stabilizing feet as specified in the instruction sheet. Do not exceed recommended cabinet, printer, and paper tray configurations. Failure to do so could create a tipping hazard.

A3 / Ledger Size Printers / MFPs

CABINET SKUs		Printers / MFPS Model Number		WorkForce Pro WF-C878R	WorkForce Pro WF-C879R	WorkForce Pro WF-C8190	WorkForce Pro WF-C8690
		Product code		C11CH60201	C11CH35201	C11CG70201	C11CG68201
		Functionality		MFP	MFP	Printer	MFP
		Dimensions: Printing (W x D x H)		24.4" x 33.9" x 28.3"	24.4" x 37.0" x 29.9"	24.1" x 34.1" x 22.5"	24.1" x 34.1" x 22.5"
		Dimensions: Storage (W x D x H)		24.4" x 25.7" x 25.2"	24.4" x 29.6" x 28.0"	24.1" x 29.7" x 15.2"	24.1" x 29.7" x 19.4"
C12CFM70380	LOW OPTIONAL CABINET FOR WF-C8XXX SERIES 	Max. recommended config.: • Up to 1 additional paper tray Shown: WF-C878R with 1 additional paper tray Max. recommended height: 45.5" Max. dimensions shown below 	Max. recommended config.: • Up to 1 additional paper tray Shown: WF-C879R with 1 additional paper tray Max. recommended height: 48.3" Max. dimensions shown below 	Max. recommended config.: • Up to 2 additional paper trays Shown: WF-C8190 with 2 additional paper trays Max. recommended height: 39.5" Max. dimensions shown below 	Max. recommended config.: • Up to 2 additional paper trays Shown: WF-C8690 with 2 additional paper trays Max. recommended height: 42.3" Max. dimensions shown below 		
	Dimensions: (W x D x H)	35.0" x 35.0" x 15.4"	35.0" x 35.0" x 45.5"	35.0" x 35.0" x 48.3"	35.0" x 35.0" x 39.5"	35.0" x 35.0" x 42.3"	
C12CFM70301	TALL OPTIONAL CABINET FOR WF-C8XXX SERIES 	Max. recommended config.: • No additional paper tray Shown: WF-C878R with no additional paper tray Max. recommended height: 45.3" Max. dimensions shown below 	Max. recommended config.: • No additional paper tray Shown: WF-C879R with no additional paper tray Max. recommended height: 49.3" Max. dimensions shown below 	Max. recommended config.: • Up to 1 additional paper tray Shown: WF-C8190 with 1 additional paper tray Max. recommended height: 40.5" Max. dimensions shown below 	Max. recommended config.: • Up to 1 additional paper tray Shown: WF-C8690 with 1 additional paper tray Max. recommended height: 43.3" Max. dimensions shown below 		
	Dimensions: (W x D x H)	35.0" x 35.0" x 21.5"	35.0" x 35.0" x 45.3"	35.0" x 35.0" x 49.3"	35.0" x 35.0" x 40.5"	35.0" x 35.0" x 43.3"	

Proper installation of cabinets requires installation of metal-locating pins and stabilizing feet as specified in the instruction sheet. Do not exceed recommended cabinet, printer, and paper tray configurations. Failure to do so could create a tipping hazard.

A4 / Letter Size Printers / MFPs

CABINET SKUs	PAPER CASSETTE CONFIGURATION	WorkForce Pro WF-M5299	WorkForce Pro WF-M5799	WorkForce Pro WF-C5210	WorkForce Pro WF-C5290	WorkForce Pro WF-C5710	WorkForce Pro WF C5790	WorkForce Pro WF-C529R	WorkForce Pro WF-C579R
		C11CG07201	C11CG04201	C11CG06201	C11CG05201	C11CG03201	C11CG02201	C11CG79201BU	C11CG77201BU
C12CFM7066 (Low)	No additional paper tray	√	√	√	√	√	√	√	√
	1 additional 500-sheet paper tray	√	√	√	√	√	√	√	√
	2 additional 500-sheet paper trays	√	√	-	-	-	-	√	√
C12CFM7067 (Medium)	No additional paper tray	√	√	√	√	√	√	√	√
	1 additional 500-sheet paper tray	√	√	√	√	√	√	√	√
	2 additional 500-sheet paper trays	x	x	x	x	x	x	x	x
C12CFM7068 (Tall)	No additional paper tray	√	√	√	√	√	√	√	√
	1 additional 500-sheet paper tray	x	x	x	x	x	x	x	x
	2 additional 500-sheet paper trays	x	x	x	x	x	x	x	x

A3 / Ledger Size Printers / MFPs

CABINET SKUs	PAPER CASSETTE CONFIGURATION	WorkForce Pro WF-C878R	WorkForce Pro WF-C879R	WorkForce Pro WF-C8190	WorkForce Pro WF-C8690
		C11CH60201	C11CH35201	C11CG70201	C11CG68201
C12CFM70380 (Low)	No additional paper tray	√	√	√	√
	1 additional 500-sheet paper tray	√	√	√	√
	2 additional 500-sheet paper trays	x	x	√	√
C12CFM70301 (Tall)	No additional paper tray	√	√	√	√
	1 additional 500-sheet paper tray	x	x	√	√
	2 additional 500-sheet paper trays	x	x	x	x

ADDITIONAL PAPER TRAYS

SKUs	DESCRIPTIONS	ESTIMATED HEIGHT
C12C932871	A4/Letter Size 500-sheet Optional Paper Cassette	4"
C12C932611	A3/Ledger Size Optional 500-sheet paper cassette	5"

√ Supported configuration
 x Not recommended; height exceeds recommended maximum height
 - Number of additional trays exceeds the limit the device models support

Proper installation of cabinets requires installation of metal-locating pins and stabilizing feet as specified in the instruction sheet.

Do not exceed recommended cabinet, printer and paper tray configurations. Failure to do so could create a tipping hazard.

See the latest innovations from Epson Business Solutions at www.epson.com/forbusiness

Epson America, Inc.
3131 Katella Avenue, Los Alamitos, CA 90720

Epson Canada Limited
185 Renfrew Drive, Markham, Ontario L3R 6G3

www.epson.com
www.epson.ca

Specifications and terms are subject to change without notice. EPSON and WorkForce are registered trademarks and EPSON Exceed Your Vision is a registered logomark of Seiko Epson Corporation. All other product and brand names are trademarks and/or registered trademarks of their respective companies. Epson disclaims any and all rights in these marks. Copyright 2020 Epson America, Inc. CPD-59633 9/20