

# EPSON

## SCANNER QUICK GUIDE




# PRODUCT FEATURES

## Photo Scanner Features

### Total Image Correction and Enhancement Solution\*

Stubborn dust or scratch marks from colour films or slides can be removed with Digital ICE™ Technology, an advanced, hardware-based defect removal feature that restores damaged photos to their original condition. Digital ICE™ delivers the best results from film and photos with a total image correction and enhancement solution, combining hardware detection and software processing.


\*Available in selected Epson scanner models.



### Auto Focus

Auto Focus is able to detect how far the film is from the scan bed and accurately adjusts the focus accordingly.

\*Available in 13000XL



### Built-in Transparency Unit with Film Holder

Selected Epson scanners feature a built-in transparency unit with film holder which allows users to conveniently digitise precious and fragile photo films and slides.

\*Available in V850 Pro


\*Optional A3 transparency unit can be purchased for 13000XL



## Document Scanner Features

### Auto Carrier Sheet Detection

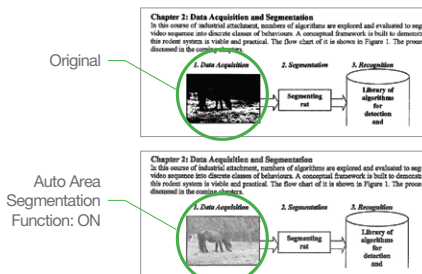
The CS sensor can recognize the carrier sheet automatically when the user sets both normal paper and paper in a carrier sheet. The user does not need to separate types of paper for scanning anymore.



\*Both normal paper and carrier sheets can be scanned at once


### Auto Area Segmentation (AAS)

This feature is useful when the user is performing a black-&-white scan on documents with pictures and graphs. AAS segments a scanned document which has both text and image into 'Text Area' and 'Image Area'. The 'Text Area' is scanned in black-&-white and 'Image Area' is scanned in halftone.



### Text Enhancement

When doing a black-&-white scan on documents with faint text characters, text enhancement works to make text readable.



### Book Spine Correction

Scans are corrected for shadow and curvature around book spines for better clarity and readability of texts and images.



## Easy File Management with Document Capture Pro

DCP (Document Capture Pro) is an application with advanced features for naming, separating and routing specific types of documents to specific data destinations. It allows users to pre-register scan settings, save destinations, and transfer destinations as job profiles, enabling an entire series of operations to be executed with just one click of a button.



\*Document Capture Pro (Windows), Document Capture (Mac OS X)

## Reliable and Secure Network Scanning

Users can operate the scanner without a PC and send data directly to emails or network folders, which simplifies the scanning workflow.

\*Available for DS-790WN



## Paper Protection

With automatic stop upon detection of abnormal paper feeding or stapled/folded paper, you decrease and prevent damage to your important documents.



# DOCUMENT SCANNER LINEUP

## A4 PORTABLE SCANNER



## A4 USB SHEETFEED SCANNER



## A4 NETWORK SCANNER



## A3 SHEETFEED SCANNER



Scanner Model	ES-60W	ES-C320W	DS-570WII	DS-770II	DS-870 DS-970	DS-790WN	DS-32000
Scanner Type	Portable Scanner	Portable Scanner	Sheetfed colour scanner	Sheetfed colour scanner	Sheetfed colour scanner	Sheetfed colour network scanner	Sheetfed colour scanner
Sensor	CIS	CIS	CIS	CIS	CIS	CIS	CIS
Speed (300 dpi) Simplex (Monochrome / Colour)	4 sec / page (battery) 5.5 sec / page (USB)	30 ppm / 30 ppm	35 ppm / 35 ppm	45 ppm / 45 ppm	65 ppm / 65 ppm (DS-870) 85 ppm / 85 ppm (DS-970)	45 ppm / 45 ppm	90 ppm / 90 ppm
Duplex (Monochrome / Colour)	-	60 ipm / 60 ipm	70 ipm / 70 ipm	90 ipm / 90 ipm	130 ipm / 130 ipm (DS-870) 170 ipm / 170 ipm (DS-970)	90 ipm / 90 ipm	180 ipm / 180 ipm
Optical Resolution	600 x 600 dpi	600 x 600 dpi	600 x 600 dpi	600 x 600 dpi	600 x 600 dpi	600 x 600 dpi	600 x 600 dpi
Duplex Scanning	N / A	Yes (1-pass duplex)	Yes (1-pass duplex)	Yes (1-pass duplex)	Yes (1-pass duplex)	Yes (1-pass duplex)	Yes (1-pass duplex)
Paper Capacity	1 sheet	20 sheet	50 sheet	100 sheet	100 sheet	100 sheet	A4: 120 sheets A3: 60 sheets
Paper Weight	35g/m <sup>2</sup> ~ 270g/m <sup>2</sup>	40g/m <sup>2</sup> ~ 413g/m <sup>2</sup>	27g/m <sup>2</sup> ~ 413g/m <sup>2</sup>	27g/m <sup>2</sup> ~ 413g/m <sup>2</sup>	27g/m <sup>2</sup> ~ 413g/m <sup>2</sup>	27g/m <sup>2</sup> ~ 413g/m <sup>2</sup>	20g/m <sup>2</sup> ~ 413g/m <sup>2</sup>
Daily Scan Volume	300 pages	3,500 pages	5,500 pages	7,000 pages	10,000 pages (DS-870) 14,000 pages (DS-970)	7,000 pages	40,000 pages
Interface	Hi-Speed USB 2.0 WiFi	Hi-Speed USB 2.0 WiFi	Hi-Speed USB 3.2 (Gen 1)/WiFi	Hi-Speed USB 3.2 (Gen 1)	Hi-Speed USB 3.0	Hi-Speed USB 3.0/Ethernet (1000BASE-T/100BASE-TX/ 10BASE-T) / WiFi Direct	Hi-Speed USB 3.0
Max Effective Area	216mm x 1,828.8mm	215.9mm x 3,048mm	215.9mm x 6,096mm	215.9mm x 6,096mm	215.9mm x 6,096mm	215.9mm x 6,096mm	304.8mm x 5,588mm
OS Support	Windows Vista® / 7 / 8 / 8.1 / 10 Windows XP SP3 / XP Professional x64 Edition SP2 Windows Server® 2012 R2 / 2012 / 2008 R2 / 2008 / 2003 R2 / 2003 SP2 or later Mac OS X 10.6.8 or later	Windows 7 / 8 / 8.1 / 10 / 11 or later Mac OS X 10.11/11 or later	Windows Vista® / 7 / 8 / 8.1 / 10 Windows XP SP3 / XP Professional / x64 Edition SP2 Windows Server® 2012 R2 / 2012 / 2008 R2 / 2008 / 2003 R2 / 2003 SP2 or later Mac OS X 10.6.8 or later	Windows Vista® / 7 / 8 / 8.1 / 10 Windows XP SP3 / XP Professional x64 Edition SP2 Windows Server® 2012 R2 / 2012 / 2008 R2 / 2008 / 2003 R2 / 2003 SP2 or later Mac OS X 10.6.8 or later	Windows Vista® / 7 / 8 / 8.1 / 10 Windows XP SP3 / XP Professional x64 Edition SP2 Windows Server® 2012 R2 / 2012 / 2008 R2 / 2008 / 2003 R2 / 2012 / 2008 R2 / 2008 / 2003 SP2 or later Mac OS X 10.12 or later	Windows Vista® / 7 / 8 / 8.1 / 10 Windows XP SP3 / XP Professional x64 Edition SP2 Windows Server® 2012 R2 / 2012 / 2008 R2 / 2008 / 2003 R2 / 2003 SP2 or later Mac OS X 10.6.8 or later	Windows Vista® / 7 / 8 / 8.1 / 10 Windows XP SP3 Windows Server® 2012 2008 / 2003 / 2016 / 2019 or later Mac OS X 10.6.8 or later
Bundled Software	EPSON Scan 2 Document Capture Pro Epson Smart Panel (iOS, Android)	EPSON Scan 2 Document Capture Pro (Win only) Epson Smart Panel (iOS, Android)	EPSON Scan 2 Document Capture Pro (Win only) Epson Smart Panel (iOS, Android)	EPSON Scan 2 Document Capture Pro (Win only)	EPSON Scan 2 Document Capture Pro (Win only)	EPSON Scan 2 Document Capture Pro (Win only) Epson Smart Panel (iOS, Android)	EPSON Scan 2 Document Capture Pro (Win only)
Dimension (WxDxH)	272 x 47 x 33.8mm	296 x 104 x 125mm	296 x 169 x 176mm	296 x 169 x 176mm	296 x 169 x 167mm	296 x 169 x 167mm	371 x 167 x 245mm
Weight	300g	1.8kg	3.7kg	3.7kg	3.6kg	3.7kg	6.9kg
Options / Accessories	B12B819451 Carrier Sheet B12B819481 Maintenance Sheet	B12B819051 Carrier Sheets B12B819291 Cleaning Kit B12B819731 Roller Assembly Kit	B12B819051 Carrier Sheets B12B819671 Roller Assembly Kit B12B819291 Cleaning Kit	B12B819051 Carrier Sheets B12B819671 Roller Assembly Kit B12B819291 Cleaning Kit B12B819011 Flatbed Scanner Dock	B12B819051 Carrier Sheets B12B819711 Roller Assembly Kit 2 B12B819691 Paper Alignment Plate B12B819291 Cleaning Kit B12B819011 Flatbed Scanner Dock	B12B819051 Carrier Sheets B12B819031 Roller Assembly Kit B12B819291 Cleaning Kit	B12B819051 Carrier Sheet B12B819291 Cleaning Kit B12B819611 Pick Up Roller B12B819651 Passport Carrier Sheet B12B819631 Separation Roller
Warranty	1-year carry-in service		1-year onsite service				

## A4 FLATBED SCANNER

## A3 FLATBED SCANNER



Scanner Model	DS-1630	DS-6500	DS-7500	DS-60000	DS-70000
Scanner Type	A4 Flatbed colour image scanner with 3 pass Duplex ADF	A4 Flatbed colour image scanner with ADF	A4 Flatbed colour image scanner with ADF	A3 Flatbed colour image scanner with ADF	A3 Flatbed colour image scanner with ADF
Sensor	CIS	CCD	CCD	CCD	CCD
Speed (300 dpi) Flatbed (Monochrome / Colour)	6/7s per page	8/8s per page	8/8s per page	4/4s per page	4/4s per page
ADF (Monochrome / Colour)	25 ppm / 25 ppm	25 ppm / 25 ppm	40 ppm / 40 ppm	40/40 ppm	70/70 ppm
ADF Duplex (Monochrome / Colour)	10 ipm / 10 ipm	50 ipm / 50 ipm	80 ipm / 80 ipm	80/80 ipm	140/140 ipm
Optical Resolution	1200 x 1200 dpi	1200 x 1200 dpi	1200 x 1200 dpi	600 x 600 dpi	600 x 600 dpi
Duplex Scanning	Yes (3-pass duplex)	Yes (1-pass duplex)	Yes (1-pass duplex)	Yes (1-pass duplex)	Yes (1-pass duplex)
Paper Capacity	50 sheets	100 sheets	100 sheets	200 sheets	200 sheets
Paper Weight	50g/m <sup>2</sup> ~120g/m <sup>2</sup>	50g/m <sup>2</sup> ~128g/m <sup>2</sup>	50g/m <sup>2</sup> ~128g/m <sup>2</sup>	35g/m <sup>2</sup> ~ 128g/m <sup>2</sup>	35g/m <sup>2</sup> ~ 128g/m <sup>2</sup>
Daily Scan Volume	1,500 pages	3,000 pages	4,000 pages	5,000 pages	8,000 pages
Interface	Hi-Speed USB 3.0	Hi-Speed USB 2.0	Hi-Speed USB 2.0	Hi-Speed USB 2.0	Hi-Speed USB 2.0
Max Effective Area	8.5" x 11" (FB) Long paper : 8.5" x 120"(ADF)	8.5" x 11.7" (FB) 8.5" x 40" (ADF)	8.5" x 11.7" (FB) 8.5" x 40" (ADF)	11.7" x 17" (FB) 11.7" x 100" (ADF)	11.7" x 17" (FB) 11.7" x 100" (ADF)
OS Support	Windows Vista® / 7 / 8 / 8.1 / 10 Windows XP / Windows Server® 2012 R2 / 2012 / 2008 R2 / 2008 / 2003 R2 / 2003 SP2 or later Mac OS X 10.6.8 / 10.7.x / 10.8.x / 10.9.x / 10.10.x / 10.11.x or later	Microsoft® Windows® XP / Vista™ / Server 2003 / Server 2008 / 7 / 8 / 8.1 or later Mac OS® X 10.11x or later	Microsoft® Windows® XP / Vista™ / Server 2003 / Server 2008 / 7 / 8 / 8.1 or later Mac OS® X 10.4.11 or later	Microsoft® Windows® XP / Vista™ / Server 2003 / Server 2008 / 7 / 8 / 8.1 or later Mac OS® X 10.4.11 or later	Microsoft® Windows® XP / Vista™ / Server 2003 / Server 2008 / 7 / 8 / 8.1 or later Mac OS® X 10.4.11 or later
Bundled Software	EPSON Scan 2 Document Capture Pro (Win)	Epson Scan Document Capture Pro (Win only) Epson Event Manager (Mac only)	Epson Scan Document Capture Pro (Win only) Epson Event Manager (Mac only)	Epson Scan Document Capture Pro (Win only) Epson Event Manager (Mac only)	Epson Scan Document Capture Pro (Win only) Epson Event Manager (Mac only)
Dimension (WxDxL)	450 x 318 x 121mm	495 x 360 x 217mm	495 x 360 x 217mm	640 x 522 x 289mm	640 x 522 x 289mm
Weight	4.1kg	9.8kg	9.8kg	26.9kg	26.9kg
Options	-	B12B813481 Roller Assembly Kit	B12B813481 Roller Assembly Kit	B12B813501 Roller Assembly Kit	B12B813501 Roller Assembly Kit
Warranty	1-year carry-in service	1-year onsite service			

# PHOTO SCANNER LINEUP

## A4 FLATBED SCANNER



## FILM PHOTO SCANNER



## A3 FLATBED SCANNER



Scanner Model	V39II	V850 Pro	13000XL
Scanner Type	A4 Flatbed colour image scanner	LED, Dual Lens, Flatbed colour image scanner With Film Scanning	A3 Flatbed colour image scanner
Sensor	CIS	CCD	CCD
Scan Speed (300 dpi) <small>Mono</small> <small>Color</small>	10 sec / page 10 sec / page	11 sec / page 12 sec / page (draftmode)	12 sec / per A4 12 sec / per A4
Optical Resolution	4800 x 4800 dpi	6400 x 9600 dpi* (with micro step drive)	2400 x 4800 dpi
Interface	Hi-Speed USB 2.0	Hi-Speed USB 2.0	Hi-Speed USB 2.0
Optical Density	-	4.0	3.8
Max Effective Area	8.5" x 11.7" 216 x 297 mm	8.5" x 11.7" 216 x 297 mm	Flatbed : 310 x 437 mm TPU : 309 x 420 mm
Transparency Capacity	-	35mm strip film x 18 frames 35mm mounted film x 12 frames 120/220 film (Max 6 x 20cm) x 1 frame 4" x 5" transparency x 1 frame 8" x 10" with Film Area Guide	35mm x 48 frames strip film 35mm x 30 frames mounted film 6 x 18cm medium format x 6 frames 4" x 5" transparency x 8 frames
OS Support	Microsoft® Windows® 7 / 8 / 8.1 / 10 / 11 Mac OS® X 10.6 or later	Microsoft® Windows® 7 / 8 / 8.1 / 10 / 11 Mac OS® X 10.6 or later	Windows Vista® / 7 / 8 / 8.1 / 10 / 11 Windows Server® 2012 R2 / 2012 / 2008 R2 / 2008 / Mac OS X 10.6.8 or later
Bundled Software	Epson Scan Smart Document Capture Pro (Win) / Document Capture (Mac), Epson Event Manager, Epson Copy Utility	Epson Scan with Easy Photo Fix Technology, Epson Event Manager, Epson Copy Utility, SilverFast® SE 8 Plus, X-Rite i1 Scanner (with IT8 target)	Epson Scan 2 SilverFast®
Dimension (WxDxL)	249 x 364 x 39mm	503 x 308 x 152.5mm	656 x 458 x 158mm
Weight	1.5kg	6.6kg	14.3kg
Options	-	-	A3 Transparency Unit 12.2" x 16.5"
Energy Star Compliant	Yes	-	-
Warranty	1-year carry-in service		1-year onsite service

\*Only available in Epson Dual Lens System, the optional resolution without system : 4,800 x 9,600 dpi.



# EPSON

**Epson Hong Kong Limited**

Unit 715-723, 7/F Trade Square, 681 Cheung Sha Wan Road,  
Cheung Sha Wan, Kowloon, H.K.

\*Please call our sales hotlines for demonstration at our showroom.

**Epson Authorized Customer Service Centre**

**Wah Fung Computer Services Ltd.**

Unit 901, 9/F, Westin Centre, 26 Hung To Road,  
Kwun Tong, Kowloon, Hong Kong

HK Sales Hotline : (852) 2827 8711  
HK Technical Hotline : (852) 2827 8911  
Macau Hotline : (853) 2850 8065

URL: [www.epson.com.hk](http://www.epson.com.hk)

JAN24-01-SCANNER