

**WorkForce Enterprise AM series**  
**AM-C4000 / AM-C5000 / AM-C6000 / AM-M5500**

**EPSON**



*Cost  
Efficiency*

*Versatility*

*High  
Performance*

Switch to more reliable,  
productive and  
sustainable printing



**PRECISIONCORE**  
**HEAT•FREE**

# Delivering the three pillars of great printing

The WorkForce Enterprise AM series delivers up-to-the-minute printing capabilities for the modern office. With an innovative compact design, modular configuration and low energy consumption – along with a host of technical innovations – it delivers on all three of Epson's core pillars of printing.



## Sustainability

Epson Heat-Free Printing Technology is incorporated into the WorkForce Enterprise AM Series, offering measurable eco-performance, which saves energy, reduces consumption and lowers operating costs. Fewer consumables and reduced maintenance requirements also mean your customers save on resources.



## Reliability


Using fewer consumables, the WorkForce Enterprise AM series printers require less maintenance and intervention, meaning reduced downtime and increased ease of use.



## Productivity

With print speeds of 40 - 60 pages per minute covering all of your customers' document needs, Epson's Heat-Free Printing Technology means efficient, productive printing, especially after the machine has been in sleep mode.





PRECISIONCORE  
HEAT-FREE

# The benefits of Heat-Free Printing Technology



## Save time with consistent high-speed printing

Heat-Free Printing Technology requires no heat to warm up when it is switched on or awoken from sleep. This means printing starts immediately.



## Less power consumption saves energy and money

Heat-Free Printing Technology uses less power because it does not use heat to warm up. As inkjets have no fuse unit to heat, this results in significantly less energy consumption.



## Fewer replacement parts, lower environmental impact

Laser printers typically have more consumables and require periodic replacement of the drum, transfer belt and fuse in many cases. Thanks to Heat-Free Printing Technology, our inkjet printers use fewer parts that need replacing.

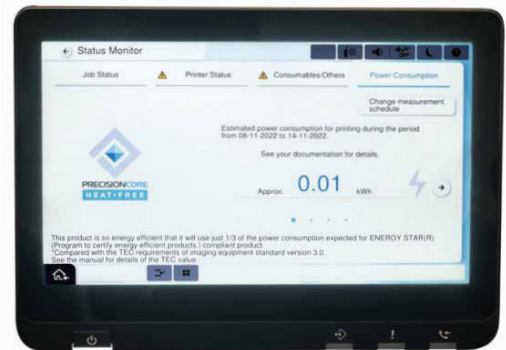


## Less intervention increases productivity

The Heat-Free structure of Epson inkjet printers means that there are fewer parts that can fail, which reduces the amount of intervention required.

# A new standard through innovation

The WorkForce Enterprise AM series printers don't just match the performance of other printers in their class. Thanks to a range of technical innovations, they set a new standard for you.




## Amongst the most compact MFPs in their class

By raising the transport belt vertically to move the ink system and minimising space around the paper cassette, the WorkForce Enterprise AM series printers are more compact than their previous models.



OFF



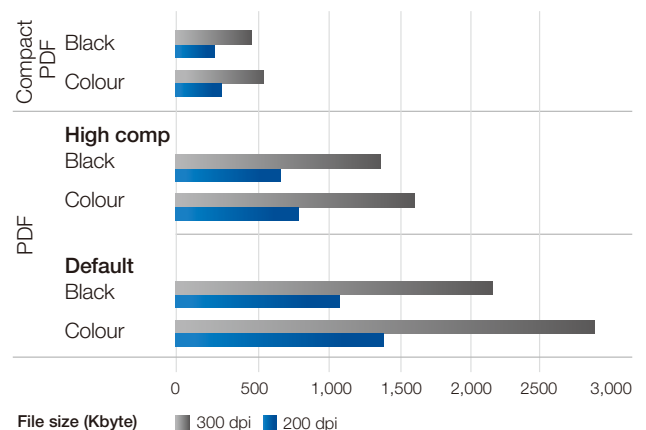
ON

## Superior image quality

Beautiful high-resolution output (600 × 2,400 dpi) results in outstanding print quality, particularly with text laid over imagery, thanks to Epson 'edge smoothing technology', that means no speed reduction at 2,400 dpi and less ink usage.

## See what power you're using

The printers in this series include a Status Monitor which gives weekly estimates for the weekly power you've used and are likely to use in the coming week.



## More compact PDFs

The WorkForce Enterprise AM series printers include high-compression PDF capability. This means they can create PDFs files that are up to 83% smaller than the default PDF setting.





## Enhanced graphical user interface

A new user interface with a 10.1" touchscreen makes for easier use, providing more customization, simpler operation and more efficient workflows.



## Market-leading ink system

Key to the compact design of this series, the WorkForce Enterprise AM printers feature an innovative ink system, which improves output quality and reliability even further.



## More secure than ever before

### Document protection:

Authentication printing, authentication scanning and job logging

### Access control :

User authentication, function restrictions and audit logs



## Versatile connectivity

Compatible with the Epson Smart Panel app, allowing you to wirelessly print or scan your files from your phone or tablet.

# Advanced integration improves workflow

Discover how Epson solutions take advantage of our printers to meet the needs of businesses from SMBs to large enterprises, and can be adapted to suit vertical market needs.

## Fleet management



### Epson Device Admin

Allows users to control, analyse and manage their printer fleet centrally from one intuitive interface.

## Workflow and security



### Epson Print Admin (EPA)

EPA is a server-based solution that creates a secure printing, scanning and copying environment through user-authentication with card readers, logins/passwords and PIN codes.

It also offers additional features such as 'scan and send to me' (email and folder), employee-education notifications and enhanced administrative tools.

### Epson Print Admin Serverless (EPA Serverless)

Enables business customers to seamlessly integrate the WorkForce Enterprise series into their security and compliancy rules and regulations without the burden of maintaining a server system.



### Document Capture Pro

Document Capture Pro (DCP) enables individuals to scan, save and share information around the business easily. Advanced features for naming, separating and routing documents makes scanning easy – and logical.

Scan to standard destinations such as email, folder and FTP or upload your scanned documents to popular cloud systems.

Direct Scan to Word, Excel, PowerPoint is available as option.

## Mobile and cloud printing



### Mobile and cloud printing

Epson's mobile and cloud printing services allow users to print and scan from their smartphone and tablet – in the office and on the go.

## Remote Service and Support



### Epson Remote Services (ERS)

Reduce service costs using our cloud-based device monitoring and management system that delivers advanced remote diagnostics. Secure and easy to integrate, increase customer satisfaction by enabling faster response times, fewer on-site visits and higher first fix rates. Track and monitor device usage, and minimise printer downtime.



### ERS embedded agent

Benefit from the added value of ERS in combination with the embedded agent on the WorkForce Enterprise AM-C series – AM-C6000, AM-C5000 and AM-C4000, for a seamless setup and use.

## Third party integration



### Epson Open Platform (EOP)

Users gain complete control of their printing operations via a web-based application that allows them to adapt their printer to meet specific and changing business requirements, as enterprise IT systems evolve. Third party ISV solutions are compatible with Epson Open Platform devices.

# Great performance, right up to the finish

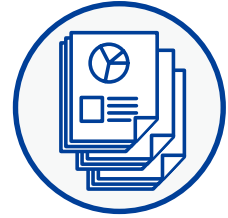
The quality extends way beyond the hardware with these printers, with versatile finishing capabilities once your printing is complete.



**Stapling**  
Up to 50 sheets



**Hole-punch unit**  
2 or 4 holes



**Offset stacking**



**Saddle-stitch**  
(up to 20 sheets)



**Half-fold** (up to 3 sheets)



**Tri-/C-fold** (up to 3 sheets)



## Inner Finisher

The inner finisher is capable of stacking, shifting and stapling your documents in 3 different positions, and supports optional 2- or 4-hole punch.



## Booklet Finisher

A quiet, heat-free staple or booklet finishing unit supports offset stacking, the booklet finisher can also produce up to 20 saddle-stitched sheets, and 3 half-fold or tri-fold sheets.

## SPECIFICATIONS

	Colour Multifunction Copier			Mono Multifunction Copier
	AM-C4000	AM-C5000	AM-C6000	AM-M5500
Function	Multifunction 3-in-1 (Print, Scan, Copy)			
First page out print	6 sec Mono / Colour	5.1 sec Mono / Colour	4.5 sec Mono / Colour	4.8 sec Mono
Print speed (ISO) <sup>1</sup>	40 ppm Mono / Colour	50 ppm Mono / Colour	60 ppm Mono / Colour	55 ppm Mono
Print resolution	600 x 2400 dpi			
Scan speed (ISO)	60 ipm (simplex) / 120 ipm (duplex)			70 ipm (simplex) / 140 ipm (duplex)
Optical resolution	600 x 600 dpi			
Copy speed (ISO) <sup>2</sup>	40 ipm Mono / Colour	50 ipm Mono / Colour	60 ipm Mono / Colour	55 ipm Mono
Copy resolution (Maximum)	600 x 600 dpi			
Fax <sup>3</sup> transmission speed	Up to 33.6 kbps			
Fax memory	550 pages / 6MB			
Interfaces	Ethernet Interface (1000 Base-T/ 100-Base TX/ 10-Base-T), USB 2.0- A, Wireless LAN IEEE 802.11a/b/g/n/ac (optional), USB 3.2 Gen 1x1			
Maximum paper size	A3			
Paper capacity (Standard)	2,150 sheets (500 sheets tray x 4 + 150 sheets multipurpose tray)			
Paper capacity (Maximum)	5,150 sheets			
Paper weight	52 - 300 gsm			
LCD Display	10.1" color touchscreen			
Dimensions (W x D x H)	555 x 620 x 1214 mm			
Weight	124.3 kg			122.1 kg
Power consumption	110 Watt (standalone copying, ISO/IEC 24712 pattern), 1 Watt (sleep mode), 46 Watt (Ready), 0.1 Watt (Power off), TEC 0.22 kWh/week	115 Watt (standalone copying, ISO/IEC 24712 pattern), 1 Watt (sleep mode), 46 Watt (Ready), 0.1 Watt (Power off), TEC 0.23 kWh/week	115 Watt (standalone copying, ISO/IEC 24712 pattern), 1 Watt (sleep mode), 46 Watt (Ready), 0.1 Watt (Power off), TEC 0.25 kWh/week	96 Watt (standalone copying, ISO/IEC 24712 pattern), 0.9 Watt (sleep mode), 46 Watt (Ready), 0.1 Watt (Power off), TEC 0.22 kWh/week



## OPTIONAL FINISHER

		Inner finisher	Staple finisher	Booklet finisher	Remarks
Stackable number	Upper	-	200 sheets	200 sheets	80 gsm Exclusively for FAX
	Main	500 sheets	Max 4,000 sheets (A4, 1 sided / 2 sided)	Max 3,000 sheets (A4, 1 sided / 2 sided)	80 gsm Length: Up to A4 SEF
			Max 1,500 sheets (A3, 1 sided / 2 sided)	Max 1,500 sheets (A3, 1 sided / 2 sided)	80 gsm Longer than A4 SEF
	Lower	-	-	<b>Saddle stitching:</b> 20 sheets (60-90 gsm) / 10 sheets (91-105 gsm)	-
Staple number		50 sheets	Max 50 sheets	Max 50 sheets	60-90 gsm Length: Up to A4 SEF Right & Left corner, 2 points
Staple position		5	5	6	
Folding		-	-	<b>Center folding:</b> 3 sheets (60-90 gsm) / 1 sheet (91-105 gsm) <b>Tri-folding:</b> 3 sheets (60-90 gsm) / 1 sheet (91-105 gsm)	

### Remarks:

- The productivity has been determined in accordance with ISO 24734, using default settings. The average of ESAT from the office category test.
- The productivity has been determined in accordance with IEEE/ISO 24735 (ESAT) and IEEE/ISO 29183 (sESAT), using default settings. The average from the office category test.
- Fax is optional function with additional cost



### Epson Hong Kong Limited

Unit 715-722A, 7/F, Trade Square, 681 Cheung Sha Wan Road,  
Cheung Sha Wan, Kowloon, H.K.

\*Please call our sales hotlines for demonstration at our showroom.

HK Sales Hotline : (852) 2827 8711  
HK Technical Hotline : (852) 2827 8911  
Macau Hotline : (853) 6516 4693

URL: [www.epson.com.hk](http://www.epson.com.hk)

MAR25-02-AM

Learn More

