

# FLEXIBLE SCANNING DESIGNED FOR COMPACT SPACES.



## Compact and versatile A4 scanners tailored for agile businesses.

The Epson WorkForce DS-C330/ES-C320W/ES-C380W A4 document scanner embodies compact efficiency, combining versatile media handling with rapid scanning capabilities. Its unique vertical paper path design enables seamless scanning even in confined workspaces, maximising its space-saving potential. Furthermore, this scanner incorporates advanced paper protection technology to prevent damages to your original documents. Committed to sustainability, the scanner is made of up to 34%\* recycled plastic in crafting its main unit.

- U-turn Scanning
- Scan up to A4
- 30 ppm / 60 ipm scan speed
- 2.4" LCD Touchscreen Panel\*\*
- USB 2.0 Bus-powered
- One-pass Duplex Scanning
- Wi-Fi / Wi-Fi Direct^
- Epson Smart Panel^

### Built For Business

Enhance productivity with fast scanning speeds of up to 30 ppm / 60 ipm, with daily duty cycle of 5,000 sheets# and an ADF capacity of 20 sheets.

### Compact Solution

Perfect scanner for limited space with the ability to scan paper in the vertical path position, without adding to the device's footprint.

### PC-less Operation

Effortlessly send scanned documents without a computer using the Scan to function\*\*, streamlining your workflow for a hassle-free experience.

\*The usage ratio of recycled plastic is subject to change depending on the availability of raw materials. \*\*For ES-C380W only. ^For ES-C320W and ES-C380W only.

#Daily duty cycle of 5,000 sheets for DS-C330 only. Daily duty cycle of 3,500 sheets for ES-C320W and ES-C380W.

**SCANNERS**  
**WORKFORCE DS-C330/ES-C320W/ES-C380W**



The DS-C330, ES-C320W, and ES-C380W document scanners are versatile options designed to meet the needs of both individuals and businesses. These scanners enable duplex scanning at speeds of up to 30 ppm / 60 ipm, significantly enhancing office productivity. Additionally, they are equipped with a 20-sheet Automatic Document Feeder (ADF) for convenient scanning, and feature a handle grip at the back for easy carrying, ensuring convenient portability.

## Compact and Versatile Scanning

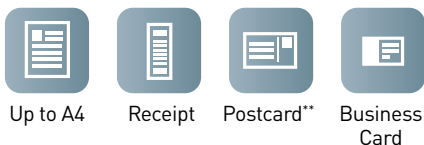
These scanners effortlessly handle long documents, boasting a maximum scan size of 215.9 x 3,048 mm (5,588 mm for ES-C380W). Additionally, the scanner can scan documents weighing up to 127 gsm for vertical scanning and 413 gsm for straight path scan, including fragile, torn, or folded papers using a carrier sheet. Using a passport carrier sheet, you can also seamlessly scan passports and booklet# with a thickness of up to 5 mm.



### Vertical Path Scan

The vertical path scan feature allows for effortless scanning in narrow spaces and efficient document handling. This makes it particularly suitable for settings with limited desk space, such as hospital front desks, hotel receptions, and similar environments.

#### Types of supported media



\*Postcard with thickness of more than 190g/m<sup>2</sup> need to be scanned in the straight path position.



### Straight Path Scan

The straight path scan feature allows you to easily scan thick documents such as passports, plastic cards, and envelopes, making it a versatile scanning solution.

#### Types of supported media



\*Require carrier sheet. #Require passport carrier sheet for DS-C330 and ES-C320W.

## Lower Environment Impact

The main body of the scanners is constructed with up to 34% recycled plastics<sup>^</sup>, without compromising the scanner's compact size and performance. This makes it an environmentally friendly choice for businesses.

<sup>^</sup>The usage ratio of recycled plastic is subject to change depending on the availability of raw materials.



# Document Solutions

## Epson Scan 2

Epson Scan 2 functions as a versatile scanner driver, allowing meticulous control over size, resolution, brightness, contrast, and image quality adjustments. It effortlessly scans, patches up, and enhances documents by utilising surrounding colors, making it easy to address issues like folds, tears, border shadows, and punch holes.



Folded edge

Paper tear

Border shadow

Punch hole

## Efficient Fleet Management

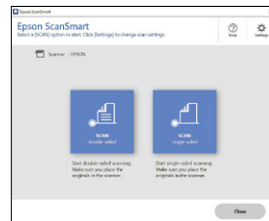
Manage, monitor and configure your Epson device fleet effortlessly with Epson Device Admin. Compatible with a large range of networked printers and scanners, all information can be easily viewed via one smart, intuitive interface.



## Epson ScanSmart

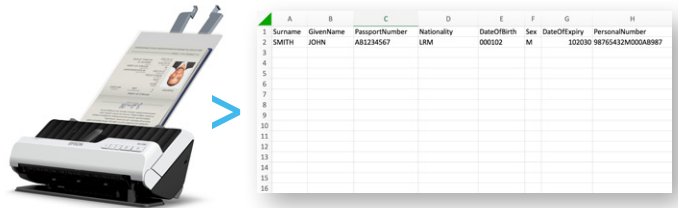
ES-C320W & ES-C380W only

The Epson ScanSmart simplified user interface and features allow users to have a seamless and hassle-free scanning experience.



## Document Capture Pro\* DS-C330 only

Scan, edit, and process documents with automatic workflows. Convert documents into searchable PDF files or editable Office documents with built-in OCR capability. Documents can be named and sorted into different folders conveniently by various job separation methods. You can also capture text and barcode information from documents including Machine Readable Zone (MRZ) of travel documents.



\*Limited functionality for Mac version of Document Capture.

## Cloud & Mobile Solutions

### Epson Smart Panel ES-C320W & ES-C380W only

Scan directly from your smart device with access to popular cloud storage services.



### Epson Connect (Scan to Cloud) ES-C380W only

Send documents through the cloud service directly from the device panel to an email address or to popular cloud storage services without a PC or email server.

# User-Friendly Features

## Paper Protection Function

Upon detection of abnormal paper feeding or stapled/folded paper, scanner will automatically stop to prevent damage to important documents.



Without Paper Protection Function

With Paper Protection Function

## Reliable Scanning

The kit includes a robust user-replaceable assembly roller, designed for a high daily duty cycle of 5,000 sheets#.

## Double Feed Length Detection

This function signals the scanner to automatically stop when it detects that multiple document sheets have been fed at the same time.

## Automatic Feeding Mode

The Automatic Feeding Mode enables large volumes of documents to be scanned continuously.

## ScanWay ES-C380W only

Easy and fuss-free data sharing without PC. Scan documents straight to Cloud, Network folders, Email and USB.




## Driverless Scanning ES-C320W & ES-C380W only

Scan directly to Chromebooks and Android devices with support from Mopria. Users can also scan to their devices running macOS without drivers using Apple AirPrint technology.

## Glass Dirt Detection

A notification will be sent upon detection of dirt in three areas before scanning. This reduces the risk of re-scanning due to bad image quality, improves the Scan-to-workflow and increases business productivity.



## 2.4" Colour LCD Touchscreen ES-C380W only

User-friendly interface with up to 24 customisable preset buttons for easy operations.



#Daily duty cycle of 5,000 sheets for DS-C330 only. Daily duty cycle of 3,500 sheets for ES-C320W and ES-C380W.

## SPECIFICATIONS

Model Number	DS-C330	ES-C320W	ES-C380W
<b>SKU Code</b>	B11B272501	B11B270503	B11B269502
<b>Scanner</b>			
Scanner Type	A4 sheet-fed, one-pass duplex colour scanner		
Sensor Type	Colour Contact Image Sensor (CIS) x 2		
Scanning Method	Fixed carriage and moving document		
Light Source	RGB LED x 2		
Optical Resolution *1	600 x 600 dpi		
Output Resolution	50 – 1,200 dpi (in 1 dpi increments)		
Bit Depth			
Colour	30-bit input, 24-bit output		
Grayscale	10-bit input, 8-bit output		
Black and White	10-bit input, 1-bit output		
Document Size			
Minimum	50.8 x 50.8 mm		
Maximum	215.9 x 3,048 mm		215.9 x 5,588 mm
Supported Paper Weight			
Vertical Path	40 – 127 g/m <sup>2</sup> , Less than A6 size: 40 – 209 g/m <sup>2</sup>		
Straight Path	40 – 413 g/m <sup>2</sup>		
ADF Capacity	20 sheets (80 g/m <sup>2</sup> )		
Multi-Feed Detection	Length Detection		
Daily Scan Volume	Up to 5,000 sheets / day		
Interface	USB 2.0	Up to 3,500 sheets / day USB 2.0 Wi-Fi (IEEE 802.11 b/g/n) Wi-Fi Direct	USB 2.0 Wi-Fi (IEEE 802.11 b/g/n) Wi-Fi Direct USB 2.0 Host Folder, FTP/SFTP, Email, USB, Cloud (Epson Connect)
Scan to Destinations	–	–	–
<b>USB Host Function</b>			
Type of Devices	–	–	Memory Devices
Function	–	–	Scan to Memory Device
File Format	–	–	JPEG, TIFF, Multi-TIFF, PDF, PDF/A
<b>Scanning Speed *2</b>			
Resolution (Colour/Monochrome)			
300 dpi	30 ppm / 60 ipm		
600 dpi	5 ppm / 10 ipm		
<b>Drivers and Software</b>			
Supported OS (Scanner Driver)			
Windows	Windows 7 / 8 / 8.1 / 10 / 11, Server 2008 / 2012 / 2016 / 2019 / 2022		
Mac	Mac OS X 10.9 or later, macOS 11 or later	Mac OS X 10.11 or later, macOS 11 or later	
Driverless Solutions	–	AirPrint, Mopria, Chrome OS	
Driver Compatibility	TWAIN, SANE, WIA, ICA, ISIS	TWAIN, SANE, WIA, ICA	
Bundled Software	Epson Scan 2 ISIS Driver (Web Download) Epson Scan OCR Component Epson Scan OCR Component Pro Epson Scan PDF Extensions Document Capture Pro (Windows)	Epson Scan 2 Presto! BizCard Epson Scan OCR Component Epson Scan OCR Component Pro Epson Scan PDF Extensions Epson ScanSmart	
Software Solutions Compatibility	Epson Device Admin Document Capture (Mac)	Epson Device Admin Epson Smart Panel (iOS / Android)	
File Format	Epson Scan 2: JPEG, TIFF, Multi-TIFF, PDF, Searchable PDF, BMP <sup>3</sup> , PNG Document Capture Pro: JPEG, JPEG2000, BMP, PDF, Searchable PDF, TIFF, Multi-TIFF, PNG, DOCX, XLSX, PPTX <sup>3</sup>	Epson Scan 2: JPEG, TIFF, Multi-TIFF, PDF, Searchable PDF, BMP <sup>3</sup> , PNG Epson ScanSmart: JPEG, PDF, PDF/A, TIFF, Multi-TIFF, PNG, BMP, DOCX, XLSX, PPTX <sup>3</sup>	
<b>Control Panel</b>			
LCD Screen	–	–	2.4" LCD Touchscreen
<b>Electrical Specifications</b>			
Rated Voltage	AC 220 - 240 V		
Rated Frequency	50 - 60 Hz		
Power Consumption			
Operating	10 W	10 W (USB), 11 W (Wi-Fi)	10 W (USB), 11 W (Wi-Fi)
Ready Mode	3.3 W	3.3 W (USB), 3.7 W (Wi-Fi)	4.0 W (USB), 4.3 W (Wi-Fi)
Sleep Mode	1.0 W	1.0 W (USB), 1.4 W (Wi-Fi)	1.0 W (USB), 1.4 W (Wi-Fi)
Power Off	0.1 W	0.1 W	0.1 W
<b>Environmental Conditions</b>			
Temperature			
Operating	5 - 35 °C		
Storage	-25 - 60 °C		
Humidity			
Operating	15 - 80 % (No Condensation)		
Storage	15 - 85 % (No Condensation)		
<b>Options &amp; Consumables</b>			
Durability			
Roller Assembly Kit	50,000 scans	Order Code B12B819731	
Carrier Sheet	3,000 scans	B12B819051	
Passport Carrier Sheet	3,000 scans	B12B819651	
Cleaning Kit	–	B12B819291	

\*1 Scanning resolution as defined by ISO14473.

\*2 Based on A4 size documents.

\*3 In Windows version only.

## Dimensions & Weight

### DS-C330

Weight: 1.8 kg (4.0 lb)



### ES-C320W

Weight: 1.8 kg (4.0 lb)



### ES-C380W

Weight: 1.9 kg (4.2 lb)



## What's in the box:

- Scanner Main Unit
- USB 2.0 Type A-C Cable
- AC Adapter
- Power Cable
- Supplement Sheet
- Warranty Card
- Setup Guide

©2023 Epson Singapore Pte Ltd. All Rights Reserved. Reproduction in part or in whole, without the written permission from Epson, is strictly prohibited.

EPSON is a registered trademark of Seiko Epson Corporation.

All other product and company names used herein are for identification purposes only and are the trademarks or registered trademarks of their respective owners.

Epson disclaims any and all rights in those marks. Projected images shown herein are simulations. The actual product design and contents may vary. Specifications are subject to change without notice and may vary between countries. Please check with local Epson offices for more information.

Dealer's Stamp

Information correct at time of printing.  
Printed October 2023