


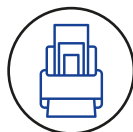
Saves **60%**
of desk space¹



It's time to get rid of the paper streamline with this wireless organizer.

Main features

- **Ultra-compact, space-saving design:** saves 60% of desk space¹ in virtually any environment.
- **Easy wireless (2.5 GHz and 5 GHz) scanning:** scan to smartphones², tablets², computers and the cloud² from your desktop or the Epson Smart Panel³ mobile app.
- **Quickly scan two sides at once:** single-step technology captures both sides of a sheet of paper in one pass as fast as 30 ppm/60 ipm⁴.
- **Easily scan in batches:** robust 20-pages Auto Document Feeder accommodates stacks of paper of varying sizes.
- **Remarkable versatility:** scan most document types, from standard paper to cards and passports⁵, using the flexible vertical scan path.
- **Enjoy amazing image quality:** intelligent image adjustments with automatic cropping, blank page deletion, background removal, dirt detection, paper skew correction and staple protection.
- **Powerful software included:** easy scanning with intuitive Epson ScanSmart⁶ software; preview, email, upload and more; automatic file name suggestion and OCR help save time.
- **Seamless integration with most business software solutions:** the included TWAIN[®] driver allows for easy connection to most document management software.
- **Convenient portability:** small, lightweight design.



ADF
20-pages



Auto scan
2 sides in 1 pass



Wireless²

WorkForce® ES-C320W

Wireless compact document scanner

EPSON®

Specifications	
Type	Sheet-fed, one-pass duplex color scanner
Sensor type	Contact Image Sensor (CIS)
Light source	3-color RGB LED
Optical resolution	600 dpi
Maximum hardware resolution	600 dpi
Maximum interpolated resolution	1200 dpi
Color scan mode (bit depth)	30-bit input 24-bit output
Buttons	Power, Scan, Stop
Auto document feeder	20 sheets
Document size	8,5" x 120" (21,5 x 304,8 cm) maximum, 2" x 2" (5,08 x 5,08 cm)
Paper weight	40 – 127 g/m ² for vertical path; 40 – 413 g/m ² for straight path
Scan speed (letter-size) ⁴	30 ppm/60 ipm: 300 dpi Black-and-White, Color, Grayscale (High-Speed)
Connectivity	USB 2.0 Type-C, Wi-Fi® 802.11 b/g/n/a/ac (2.4 GHz and 5 GHz)
Peak daily duty cycle ⁷	Up to 3,500 sheets
Consumables	
Pickup and separation rollers	50,000 sheets

System requirements	
Windows® 11 (64-bits), Windows® 10 (32-bits, 64-bits), Windows® 8/8.1 (32-bits, 64-bits), Windows® 7 (32-bits, 64-bits) SP1, macOS® X 10.11.x to macOS® 13.x	

What's included	
WorkForce® ES-C320W document scanner, Quick start guide, USB cable, AC adapter and power cable	

Eco features	
ENERGY STAR® qualified	
RoHS compliant	

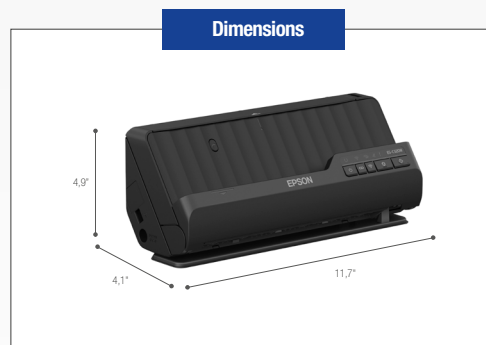
General	
Environmental conditions	
Temperature (operating)	41 °F to 95 °F (5 °C to 35 °C)
Storage	-13 °F to 140 °F (-25 °C to 60 °C)
Humidity (operating)	15% – 80% (no condensation)
Power requirements	
Input: 110 V/220 V AC / Output: 24 V DC at 1 A	
Power consumption	
Operation	10 W (USB)/11 W (Wi-Fi®)
Sleep	1.0 W (USB)/1.4 W (Wi-Fi®)
Ready	3.3 W (USB)/3.7 W (Wi-Fi®)
Off	0.1 W
Country of origin	
Indonesia	
Weight and dimensions (W x D x H)	
Product only	11,7" x 4,1" x 4,9" (29,7 x 10,4 x 12,4 cm) 3,85 lb. (1,7 kg)
Package dimensions	14,5" x 9" x 8,25" (29,7 x 10,4 x 12,4 cm) 6,2 lb. (2,9 kg)

Software included	
Epson ScanSmart® ⁶ , NewSoft® Presto! BizCard®	
Software requires Internet connection for download and installation.	
Driver support	TWAIN® (Epson Scan 2)

Warranty	
Limited 1-year warranty	

Ordering information	
WorkForce® ES-C320W	B11B270201
Roller assembly kit	B12B819731
Carrier sheets	B12B819051
Passport carrier sheets	B12B819651
Cleaning kit	B12B819291

1- In vertical path scanning position compared to Epson WorkForce® ES-400 II with trays extended. **2-** Wirelessly scan to smartphones or tablets (Android™/iOS® devices) via the Epson Smart Panel app; download required. Data usage fees may apply. Wirelessly scan to the cloud, PCs or Macs with Epson ScanSmart® software, installed on the connected Windows PC. **3-** Requires Epson Smart Panel app download. Data usage fees may apply. **4-** Based on letter-sized scans at 300 dpi in Black-and-White, Grayscale or Color Mode, using the USB interface. **5-** Optional carrier sheet required. **6-** Requires Internet connection for Epson ScanSmart® software download and installation on a connected Windows® PC or Mac®. Not available for iOS® or Android™ mobile devices. **7-** Peak daily duty cycle is the highest recommended number of scanned sheets per day. For best results, do not exceed the peak daily duty cycle. Calculations based on maximum scanning speed and an assumed daily use time.



Authorized distributors:



In Latin America, call the nearest office or your authorized distributor. Epson subsidiaries:

Epson Argentina S.R.L.
(0800) 288 37766

Epson Bolivia
(800) 100 116

Epson Centroamérica
(506) 2588 7800

Epson Chile S.A.
(562) 2484 3400

Epson Colombia Ltda.
(571) 602 4750

Epson México S.A. de C.V.
(5255) 1323 2000

Epson Perú S.A.
(511) 418 0210

Specifications and terms are subject to change without notice. EPSON, Epson ScanSmart, Epson Smart Panel and WorkForce are registered trademarks and the EPSON logo is a registered logomark of Seiko Epson Corporation. Mac, macOS and OS X are trademarks of Apple Inc., registered in the U.S. and other countries. Android is a trademark of Google LLC. Windows is a trademark of the Microsoft group of companies. SmartWay is a registered trademark of the U.S. Environmental Protection Agency. Wi-Fi® is a registered trademark of Wi-Fi Alliance®. All other product and brand names are trademarks and/or registered trademarks of their respective companies. Epson disclaims any and all rights in these marks. Copyright 2024 Epson America, Inc. CPD-LE63327 03/24

www.latin.epson.com/escaneres