

HOME THEATRE PROJECTORS

EH-TW570/TW5300
EH-TW6700/TW8300
EH-LS10500

EPSON
EXCEED YOUR VISION



**BIG IS TOO SMALL A WORD
FOR THIS EXPERIENCE.**

Indulge yourself with the thrilling, immersive experience of an Epson Home Theatre Projector. Free yourself from conventional TV screen sizes with truly larger-than-life projection. Experience up to 3X Brighter Colours via Epson's revolutionary 3LCD technology, and witness stunning realism with enhanced detail. **Don't just watch the action. Be part of it.**



EH-TW570



EH-TW5300



EH-TW6700



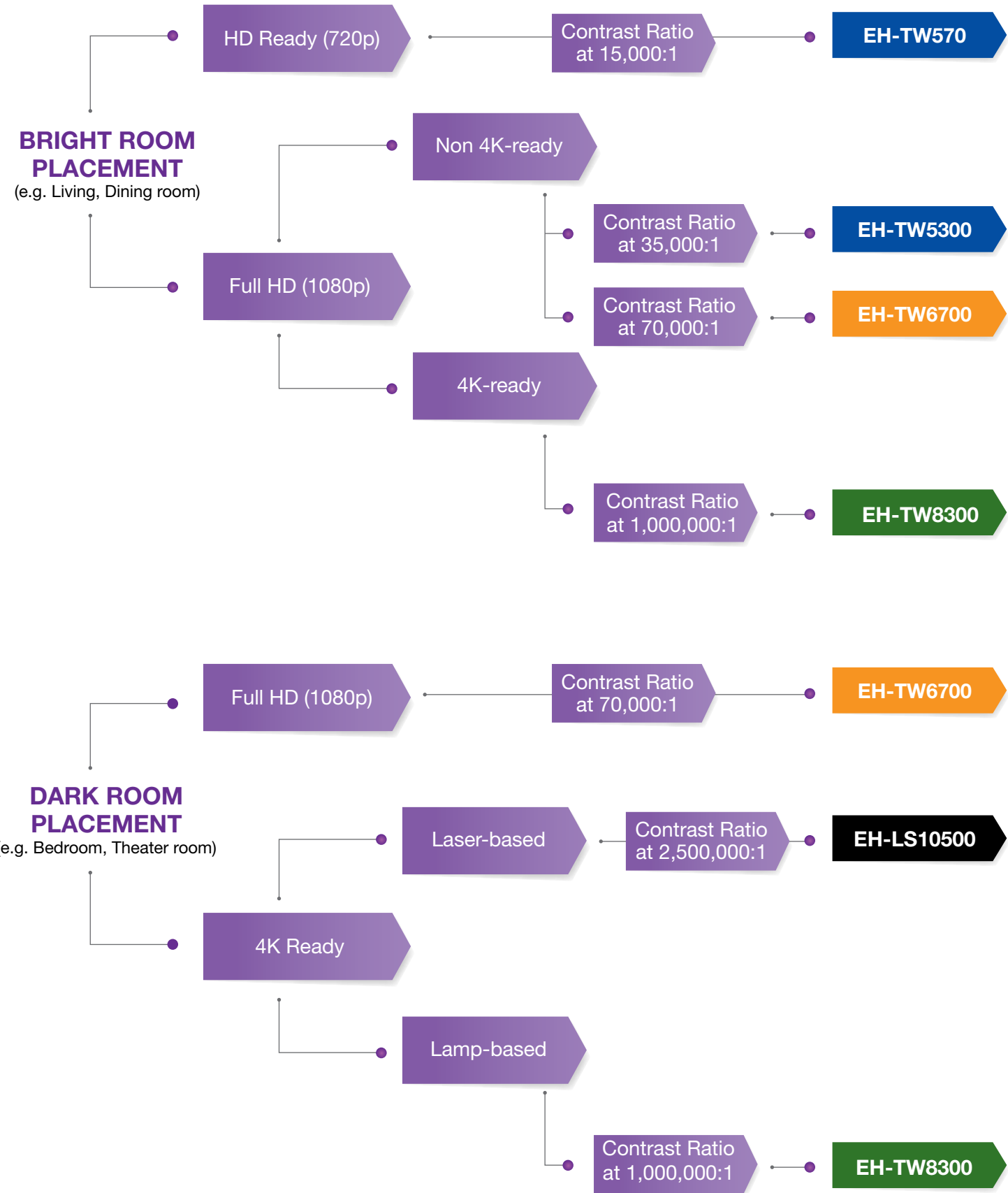
EH-TW8300



EH-LS10500



Choose an Epson home projector that's right for you



DEBUNKING THE MYTHS OF HOME PROJECTORS

1 Why do I need a projector at home when I have television?

Fact

Love to watch movies at the cinema for that big-screen, surround-sound experience? Experience the same exhilarating theatre experience in the comfort of your home with our home projectors.

What's more, watching from a projection screen is less stressful on the eyes as the light reflection is not as strong as that of a conventional television screen.



2 Is it very costly to maintain and repair the projector lamps?

Fact

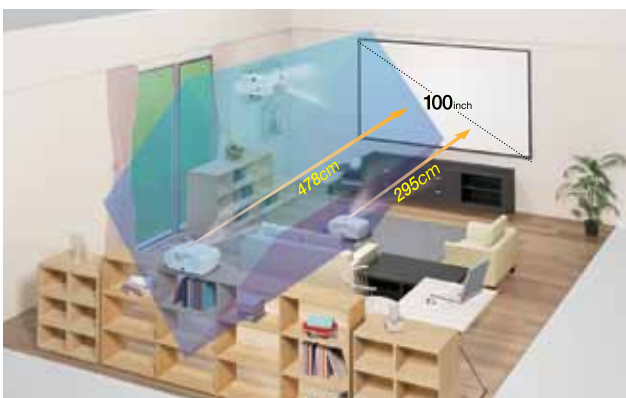
Enjoy larger screen size at a pocket-friendlier pricing with our home projectors, which range from ₹63,469 to ₹6,79,799.

Expensive projector lamps are a thing of the past, as it is extremely affordable to replace them. With lamp life of up to 5,000 hours, you will only need to change the lamp after 2.5 years for a 5-hour daily projector usage.

3 Aren't projector screens too big to use in small homes?

Fact

Easily adjust your preferred viewing screen size, ranging from 60-inches to more than 100-inches. With only 3-meter distance, you can create a 100-inch screen.



4 Can I enjoy the projector even without a blank wall?

Fact

It is possible to have a pull-down screen or a portable screen which can be kept away when not in use.



5 Do I need a completely dark room?

Fact

With white and colour brightness of up to 3,000 lumens in our range of home projectors, you no longer need to darken the room in order to comfortably view what's on the screen.



6 How troublesome is it to install these projectors?

Fact

Epson's home projectors can be set up anywhere in a room and can be easily connected to your smart devices. There is also a model that offers a WirelessHD function for wireless uncompressed Full HD quality movies.






HOME THEATRE PROJECTORS



EH-TW570/TW5300

EH-TW6700/TW8300

EH-LS10000

CATEGORY	BASIC		ENTERTAINMENT
Model	EH-TW570	EH-TW5300	EH-TW6700
Product Image			
Key Benefits	<ul style="list-style-type: none"> Bright and beautiful colour light output of 3000lm Easy set-up with convenient horizontal keystone slider Stylish and compact design Project, control and charge your Android mobile device with the MHL connection 	<ul style="list-style-type: none"> Basic Full HD home projector packed with features to deliver remarkable performance Includes Fast Mode for gamers who require quick responses Advanced connectivity with screen mirroring and Wi-Fi Enjoy sharp and smooth projection images with Image Enhancement and Frame Interpolation features 	<ul style="list-style-type: none"> Superior and bright Full HD image quality Crisp, sharp and smooth projection with image enhancement and frame interpolation Ease of projection with quick corner and horizontal keystone sliders Connectivity to your Bluetooth speaker
Resolution	720p (HD ready)	1080p (Full HD)	
Contrast	15,000:1	35,000:1	70,000:1
Brightness (White and Colour)	3,000lm	2,200lm	3,000lm
Home Screen		●	●
3D Functions			
3D Capabilities	●	●	●
3D Depth Adjustment	●	●	●
2D-3D Conversion	●	●	●
Flexible Projection			
Split Screen	●	●	
Picture-in-Picture (PiP)			●
Horizontal Keystone Slider	●	●	●
Motorised Lens Function			
Quick Corner			●
Image Enhancement			
Frame Interpolation		●	●
Detail Enhancement		●	●
4K Enhancement			●
Cinema Filter			
Audio			
Built-in Speaker	2W x 1	5W x 1	10W x 2
Bluetooth Audio Compatibility			●
Advanced Connectivity			
MHL	●	●	●
Miracast		●	
Wi-Fi Connectivity	Optional with ELPAP07	Built-In	Optional with ELPAP10
WirelessHD			
iProjection	● *	●	● *
100" Diagonal Screen Throw Distance (16:9 aspect ratio)	2.89 - 3.48 m	2.72 - 3.27 m	2.95 - 4.80 m

*Only available when used together with optional wireless (either ELPAP07 or ELPAP10)

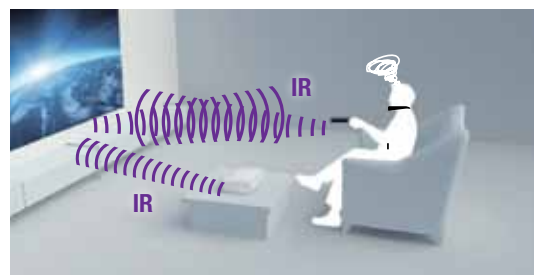
CATEGORY	THEATER	ELITE
Model	EH-TW8300	EH-LS10500
Product Image		
Key Benefits	<ul style="list-style-type: none"> • Full HD projection with high contrast ratio at 1,000,000:1 and 4K enhancement technology • Crisp, sharp and smooth image projection with image enhancement, frame interpolation function and HDR screen mode • Ease of setup with motorised lens adjustment and zoom ratio 	<ul style="list-style-type: none"> • Elite Full HD home theatre projector with 4K enhancement technology • Unique combination of Dual Laser Light Source and 3LCD-reflective optical engine • Exquisite detail with absolute black contrast ratio • Maintenance-free up to 20,000 hours
Resolution	1080p (Full HD)	
Contrast	1,000,000:1	Absolute Black
Brightness (White and Colour)	2,500lm	Full White 1,500 lm / Full Black 0 lm
Home Screen	●	
3D Functions		
3D Capabilities	●	●
3D Depth Adjustment	●	●
2D-3D Conversion	●	●
Flexible Projection		
Split Screen		
Picture-in-Picture (PiP)	●	●
Horizontal Keystone Slider		
Motorised Lens Function	●	●
Quick Corner		
Image Enhancement		
Frame Interpolation	●	●
Detail Enhancement	●	●
4K Enhancement	●	●
Cinema Filter	●	●
Audio		
Built-in Speaker		
Bluetooth Audio Compatibility		
Advanced Connectivity		
MHL		
Miracast		
Wi-Fi Connectivity	Optional with ELPAP10	
WirelessHD		
iProjection	● *	
100" Diagonal Screen Throw Distance (16:9 aspect ratio)	3.00 - 6.30 m	2.83 - 6.04 m

Impressive 3D Image Quality

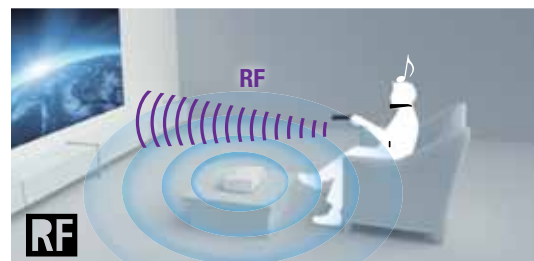
Watch bright and vivid 3D images with high colour brightness of up to 3,000lm.

Active 3D with RF Glasses

Lighter than InfraRed 3D glasses, the Full HD RF 3D Glasses™ are more comfortable and can be connected smoothly via RF without any transmission interference from obstacles in the room.



IR



RF

Wide Variety of Colour Modes

Choose from a comprehensive range of colour modes, calibrated to suit your viewing environment and contents.

Dynamic Mode

Enjoy vivid image quality during the day without the need to dim the lights.



Living Mode

Enables high image quality enjoyment from the living room, perfect for large family gatherings.



Cinema Mode

Indulge in an authentic cinematic experience in the comfort of your home.



3D Cinema

Enjoy 3D cinema experiences in the comfort of your home.



Remote Control Function

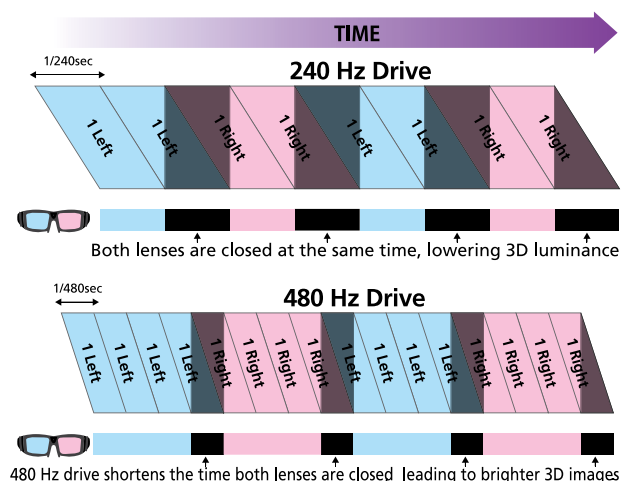
EH-TW5300, EH-TW6700 & EH-TW8300 only

In the iProjection app, your smart device can be used as a remote control. It also includes touch control operation for easier navigation of menus including the "Picture Quality Presets" which can be selected to suit a variety of room environments.



High Refresh Rate

With Epson's bright 480 Hz drive technology, a stunning level of 3D brightness is made possible. The 480 Hz drive technology minimises the "blackout time" of the projector when 3D images are transitioning from frame to frame, giving you the smoothest 3D movie or gaming experience from the comfort of your home.



High Contrast Ratio

Epson Auto Iris technology adjusts its aperture to provide optimum contrast and brightness for each scene. You'll be able to project beautiful well-defined images whenever you are, regardless of ambient light.




Lower contrast ratio



High contrast ratio

Wide-range Connectivity

With integrated support for multiple connection methods, including HDMI to suit a wide range of entertainment devices, these projectors makes home entertainment more accessible than ever.



HDMI™
HIGH-DEFINITION MULTIMEDIA INTERFACE

Flexible Conversion from 2D to 3D

The projectors feature a unique 2D to 3D conversion function with three levels of image depth. Simply select the screen size and adjust it to your preference, then sit back and be immersed in an engaging movie experience.



2D



3D

Wireless Transmission

EH-TW5300, EH-TW6700 & EH-TW8300 only

Enjoy this convenient solution for smooth and smart projection. With the optional Wi-Fi adaptor (ELPAP10) and iProjection app, you can project images directly from Android and Apple iOS tablets and smartphones. Install EasyMP Network Projection software to have wireless projection from PCs or laptops.



Availability of MHL Port

EH-TW5300 & EH-TW6700 only

Watch your images and videos in your smart devices appear larger-than-life with the MHL port. Simply connect your MHL-compatible device with the MHL cable to fully enjoy your contents on the big screen. What's more, when connected, you can charge your Android smart device and operate it using the projector's remote control.



PC-free Slideshow

EH-TW5300 & EH-TW6700 only

Simply save JPEG pictures and movies* on a USB memory device, insert into the projector and your pictures/movies are projected automatically. The viewer can see beautiful pictures/movies as they are for a more dramatic impression.

* Pictures (PNG/GIF/BMP) and movies (Motion JPEG) applicable on EH-TW570 only.



Ease-of-control

EH-TW6700 & EH-TW8300 only

HDMI Link allows you to control the projector, AV amplifier and player at the same time with just a single remote control. The remote control also features a backlight for controlling the devices even in a dark room.




HDMI connection




HDMI connection



AV amplifier



Disc player, etc.



Compact Design for Easy Ventilation

EH-TW6700 & EH-TW8300 only

These projectors are designed with the air intake and exhaust at the front so that you can easily install them even in narrow spaces. Place them on a bookshelf or close to walls without worrying about maintaining clearance for ventilation.



Home Screen

EH-TW5300 & EH-TW8300 only

A home screen image is displayed when the projector starts. The input source display is simple and easy to understand. This allows you to have convenient access to all the functions that you required.



Picture-in-Picture (PiP)

EH-TW6700 & EH-TW8300 only

The Picture in Picture function gives you a preview of other HDMI source that you have intention to switch on your screen. Easily swaps it with the main picture or change the size and placement of sub-picture on the screen.



Frame Interpolation (2D/3D)

Frame interpolation technology inserts new frames between original ones. As a result, blurring is suppressed and moving pictures look much smoother and sharper.



Image Enhancement (2D/3D)

A newly developed chip from Epson enables the projector to implement an advanced image processing function called "Image Enhancement." This is a more evolved version of the current "Super Resolution" function and works in combination with the noise reduction processing so you can enjoy clearer and more beautiful image quality.



Eco Features

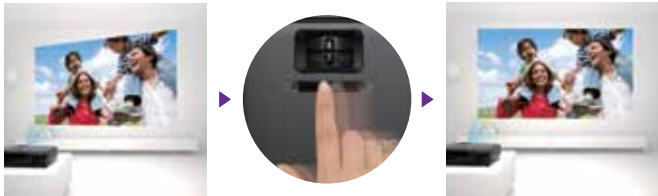
- Uses just 0.28W of power in standby mode
- Projector optics employ lead-free lenses
- Unpainted plastic housing reduces the environment impact
- The flame retardants used in the plastic housing do not contain chlorine or bromine

Better Products for a Better Future™

For more information on Epson's environmental programmes, visit <http://global.epson.com/SR/environment>.

Horizontal Keystone Adjustment

Easily correct and eliminate distorted images with the intuitive one-touch horizontal keystone adjuster. Vertical distortion is detected by the projector itself and is corrected automatically. With a combination of adjustment features to correct image distortion, you'll be able to enjoy a broader range of placement options.



Superior Placement Flexibility

With the zoom lens and keystone adjustment features, you'll have a broader range of placement possibilities. Fewer placement limitations mean it'll be easier for you to relax while enjoying your favourite entertainment on the big screen.



Split Screen

Split screen allows inputs from two separate sources to be displayed side by side on the same screen, for example - you can watch your favourite cooking YouTube video and also the recipes of the dish side by side at the same time.



Fast Mode

Heighten your gaming experience by bringing more clarity to dark scenes and enjoy your game the way it was made with fast mode. This mode improves the response speed for images* projected at high-speed.

* Not applicable for 3D images



With lag time



Without lag time

Screen Mirroring

EH-TW5300 only

Intel® WiDi/Wi-Fi CERTIFIED Miracast technology support enables easy wireless transmission of full HD or HD video and sound from PC, smartphones and other devices. This helps to eliminate bothersome connections and other setup related issues.

With support for screen mirroring, you can project tablet screens when you need them without having to connect any cables, making it easy to enjoy home videos or movies from your collection on the big screen.



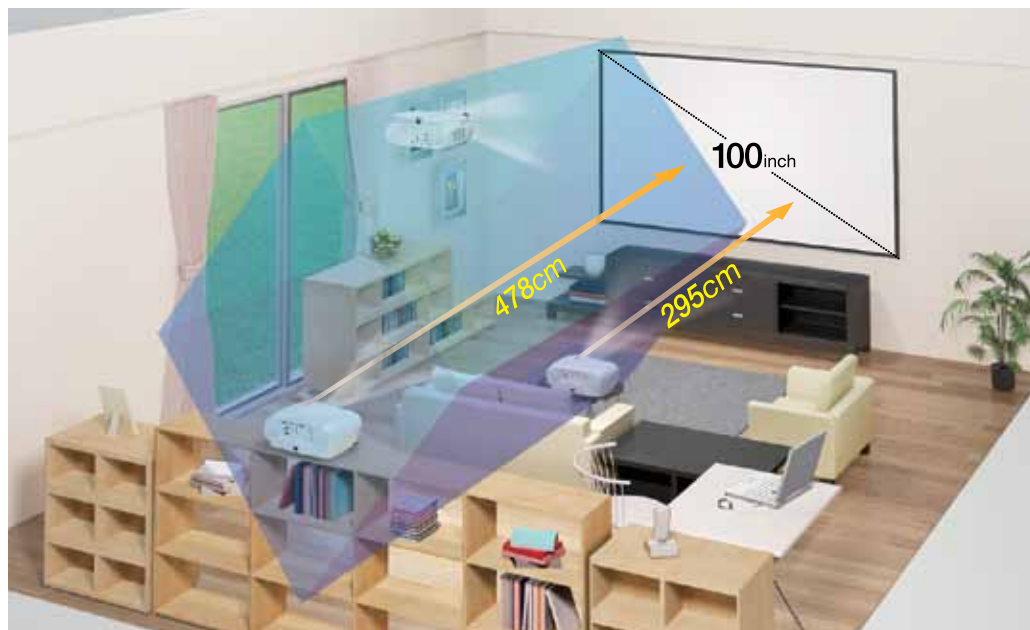
QR Code Wireless Projection

With iProjection, the QR code displayed by the projector can be read by a smart phone to transmit the device information so you could be connected easily.



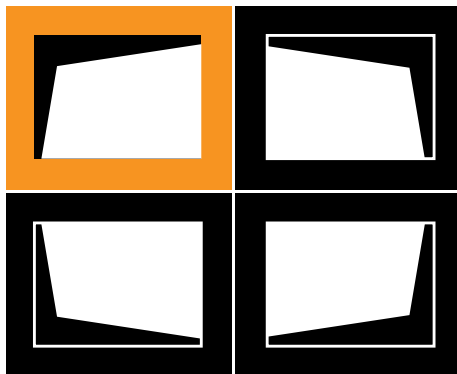
Lens Shift and 1.6 Zoom Lens

Lens shift allows you to have wide range of placement possibility, with a broad vertical shift range of 60% and 24% horizontally. With a 1.6 zoom lens, it can set from 295cm to 478cm away from screen, in order to project 100-inch screen size.

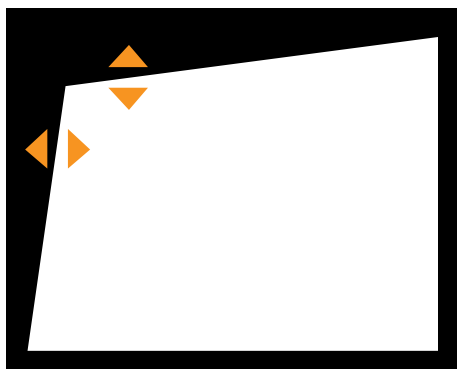


Quick Corner

With the quick corner feature, you can use the keystone correction and lens shift function simultaneously for maximum projection without have to worry about unintentionally changing the aspect ratio.



Select where to correct



Use arrow keys to correct

Fast Mode

Heighten your gaming experience by bringing more clarity to dark scenes and enjoy your game the way it was made with fast mode. This mode improves the response speed for images* projected at high-speed.

* Not applicable for 3D images



With lag time



Without lag time

Bluetooth Audio

Say goodbye to messy wires with Bluetooth audio. Simply pair your projector wirelessly* with your Bluetooth speakers and press play. No clutter, no hassle.

* Connection compatibility may vary depending on the speakers or environment.

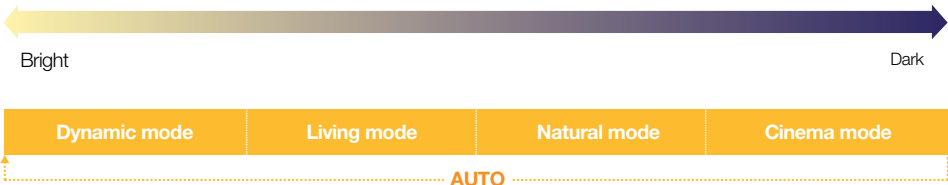
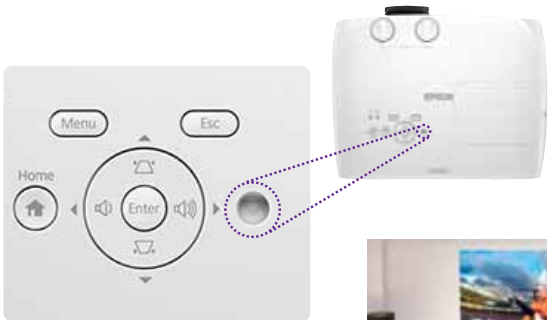


Bluetooth speaker



Auto-colour Optimiser

By sensing ambient light, the colour mode is selected automatically. This allows you to enjoy big screen entertainment at the best setting.



High Dynamic Range

Enjoy vibrant, bright and sharp images with High Dynamic Range (HDR) projections and watch the colours come alive. Compatible with the latest HDR format, it is possible to render clear, detailed representations of images that have large variances in brightness to deliver realistic images with enhanced detail, sense of depth and 3D effects.




SDR (Standard dynamic range)




HDR (High dynamic range)

High-definition Images with 4K Enhancement Technology

4K enhancement technology shifts each pixel diagonally by 0.5 pixels to double the resolution to 3840 x 2160, surpassing full HD image quality to give you unbelievable sharpness, clarity and detail on all your presentations.



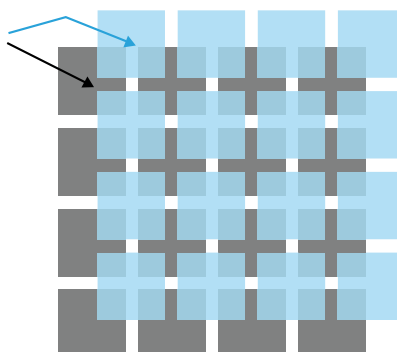
Full HD



4K Enhanced

Pixel Scaling

Epson's revolutionary 4K Enhancement Technology shifts each pixel diagonally by 0.5 pixels for twice the vertical and horizontal resolution.



Motorised Lens

Equipped with motorised lens, the EH-TW8300 series allows you to preset up to 10 positions for zoom, focus and lens shift for both standard projections and wide cinema ratios. In short, you can easily change the aspect ratio to fit the type of content you are viewing for an optimal viewing experience.




16:9



2.35:1 Cinema Scope Size

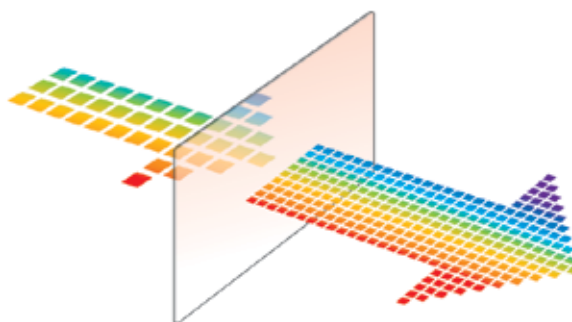
Flexible Installation with Optical Lens Shift

The wide lens shift range of these projectors provides exceptional installation flexibility. A short focal length as little as 298 cm is possible with a 100-inch screen. A broad shift range of 96% vertically and 47% horizontally with the optical lens shift function also keeps image deterioration low, allowing you to position your projector at any point in the room.



Cinema Filter

The Epson Cinema Filter extracts very pure hues of the three primary colours from the lamp light to produce a wide colour gamut, enabling unbeatable colour reproduction and quality while maintaining the high contrast ratios that are difficult to achieve with electronic colour-correction.



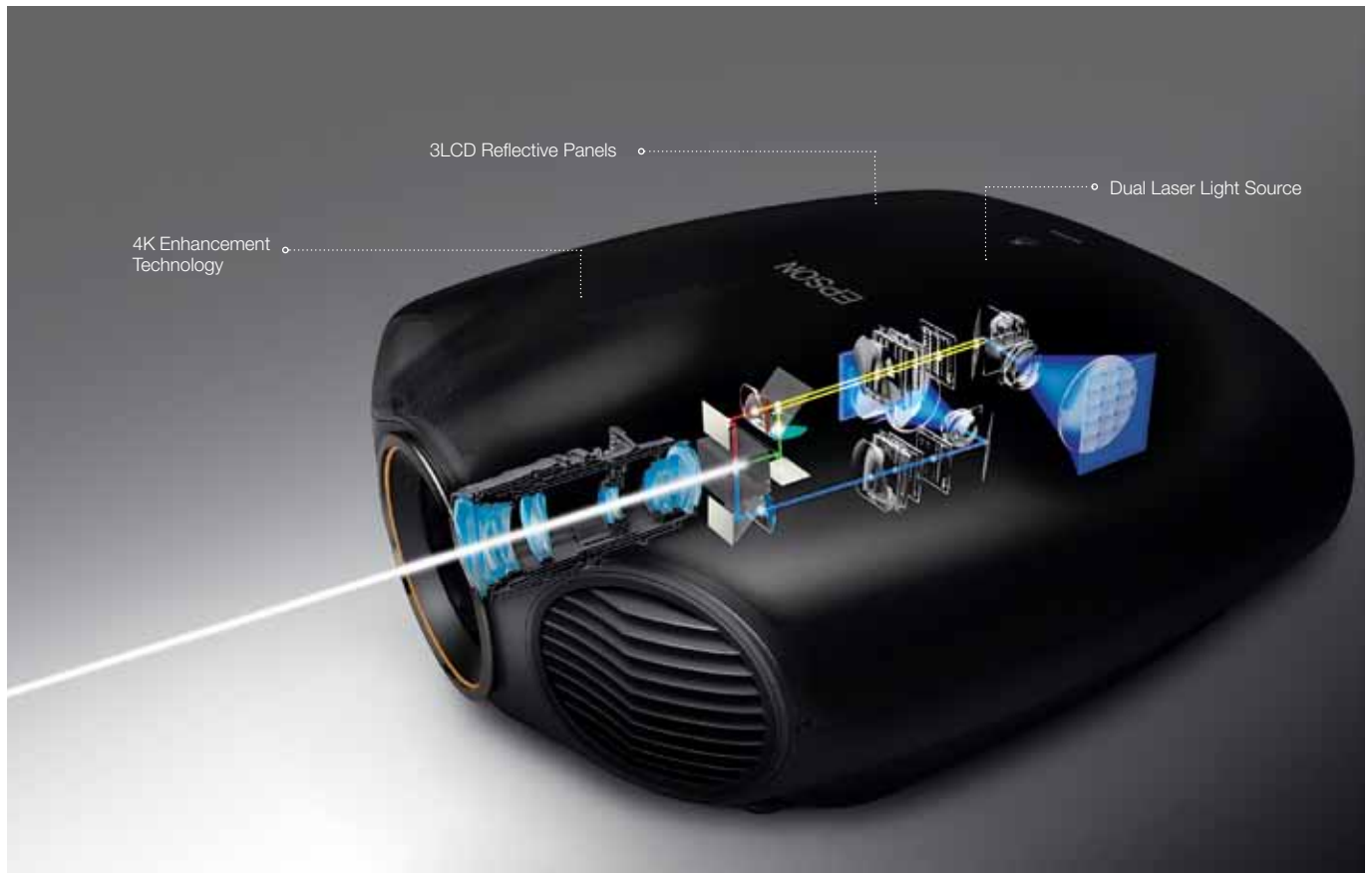
Prepare to be Amazed

The ultimate home theatre demands the ultimate projector. Bring a state-of-the-art movie theatre experience to your home with Epson's groundbreaking EH-LS10500 projector. Featuring revolutionary 3LCD Reflective laser projection technology, this high-definition projector delivers phenomenal image quality and colour brightness that elevates any screening to an enthralling cinematic experience.



Epson Elite Home Cinema Like You've Never Seen Before

Combining 3LCD Reflective panels and a dual laser light source, this projector delivers the blackest blacks and bright, true-to-life colours with one of the widest colour gamuts in the industry. With 4K Enhancement Technology¹ – all of the subtleties that the filmmakers originally captured suddenly become visible in beautiful, crisp clarity. It's not just projection – it's Epson home theatre perfection.



At Last, Laser Projection Comes Home

Considering the advantages offered by a laser system, Epson's decision to use a laser light source for the EH-LS10500 was an obvious choice. The laser light engine's long, 20,000-hour lifespan² provides virtually worry-free operation. And there's no waiting for the projector to warmup or cool down – the projector reaches maximum brightness and turns off almost immediately. Plus, high-speed contrast control ensures both bright and dark scenes look their best.



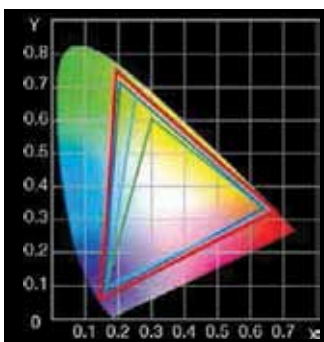
Dual Laser Light Source

The dual laser diode illumination system – one for red and green, the other for blue – ensures balanced, high-quality images.



Wide Colour Gamut

Enjoy brilliant, colour-rich performance. The full sRGB colour gamut is visible even in the brightest mode. And the DCI colour gamut – the digital cinema standard – is also achievable.



- LS10500
- sRGB
- Adobe RGB
- DCI


Now Playing: 3LCD Reflective Technology with Absolute Black

For decades, 3LCD projectors have been praised within the industry for delivering superior colour and gradation. Now, with Epson's innovative 3LCD Reflective system, you get remarkably high contrast as well. Featuring advanced liquid crystal on quartz technology, this 3LCD Reflective projector boasts exceptional performance, including an improved pixel density and increased aperture ratio for smoother, film-like pictures.



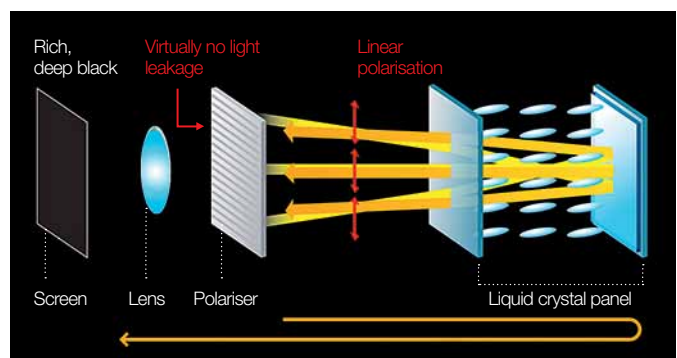
Absolute Black Contrast Ratio

Experience incredible, unprecedented black levels — with zero lumens³ during Absolute Black scenes.



3LCD Reflective Panels

Light reflection reduces and corrects the variation of polarisation, delivering rich, deep blacks.




Experience Stunning 4K Enhancement

Discover a whole new way to watch movies – the way filmmakers intended. Epson's 4K Enhancement Technology¹ delivers astonishing picture quality. Now, every subtle intricacy is captured – even your most-loved films will offer something new. Plus, Epson's Detail Enhancement Technology refines surface details for true-to-life images that pop off the screen. You can adjust levels of sharpness and detail enhancement for optimal viewing. This isn't just a new way to watch movies – it's the best way.




4K Enhancement Technology

4K Enhancement makes standard and HD content come alive. From the feathers in a plume to freckles on a nose, you'll see every incredible detail.



Full HD



4K Enhanced

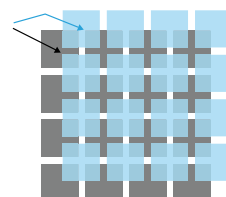
Front-Row Seats to the Action

Enjoy unbelievable sharpness and clarity, even closer to the screen. 4K Enhancement delivers immersive images.




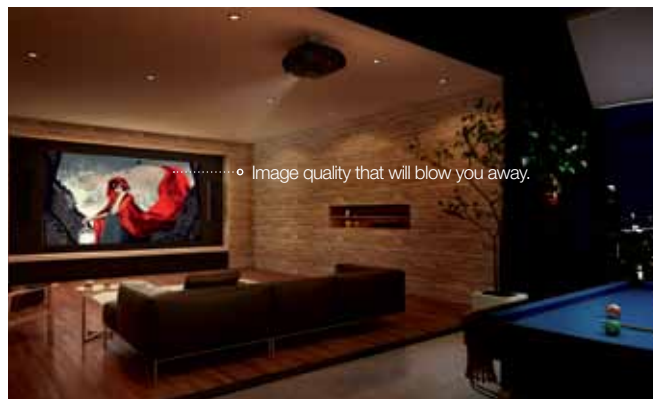
Pixel Scaling

Epson's revolutionary 4K Enhancement Technology shifts each pixel diagonally by 0.5 pixels for twice the vertical and horizontal resolution.



Witness Home Cinema in a Whole New Light

When it came to designing the EH-LS10500 projector, Epson's engineers focused on a singular goal: achieving the best possible image quality, for an unbelievable home theatre experience. Unlike laser projectors that are intended for business or commercial settings – where brightness is the priority – the projector is designed to deliver higher contrast and more natural colour expression. The result is a projector that is capable of Absolute Black like you've never seen, as well as smooth, dark gradations and finely-tuned colours.



Finely-Tuned Colour

The laser light source means the correct colour gamut is fully realised at all times — even Dynamic Mode doesn't need a cinema filter.



Reliable Performance

Enjoy fast, reliable projection from a constant beam of light. The laser light source delivers images that are more stable.



THX® Certification

Expect accurate picture quality and exceptional performance.



ISF® Calibration

Tools include picture memory modes, such as ISF Day and ISF Night.



Picture-Perfect, Proven 2D & 3D Technologies

Whether you're watching a cinema classic or the latest 3D blockbuster, the advanced projection features on the EH-LS10500 delivers standout performances. These innovations include Epson's unique Super-resolution with Detail Enhancement Technology, exceptional frame interpolation capabilities, as well as powerful Bright 3D Drive projection. Experience a new standard in home entertainment.

Super-Resolution With Detail Enhancement

Super-resolution defines edges for standard and HD content, while Detail Enhancement refines surface detail for true-to-life images.



Frame Interpolation

Frame interpolation technology inserts multiple new frames between the original ones, so motion appears smoother, sharper and more realistic.



Powerful Innovation in an Elegant Package

Elegant body. Bold, glamorous curves. Textured black surface. These features are all part of a premium product that's packed with innovation and power. Every inch of this projector has been considered. There's no wasted space – and no exposed cables. Even the dark, matte finish of the EH-LS10500 is itself an innovation: It's not just beautiful to look at, but it absorbs light, too.



Total Recall: Powered Lens Position Memory

Fast, quiet and precise, the EH-LS10500 allows you to preset up to 10 positions for zoom, focus and lens shift for both standard projection and wide cinema ratios. Project 2.40, 1.85 and 1.78 aspect ratios on the same screen without an anamorphic lens – and no downtime when switching between ratios. Watch movies on a grander scale at the touch of a button, without any disruptive black bars.



16:9 image



2.40:1 movie on a 16:9 screen

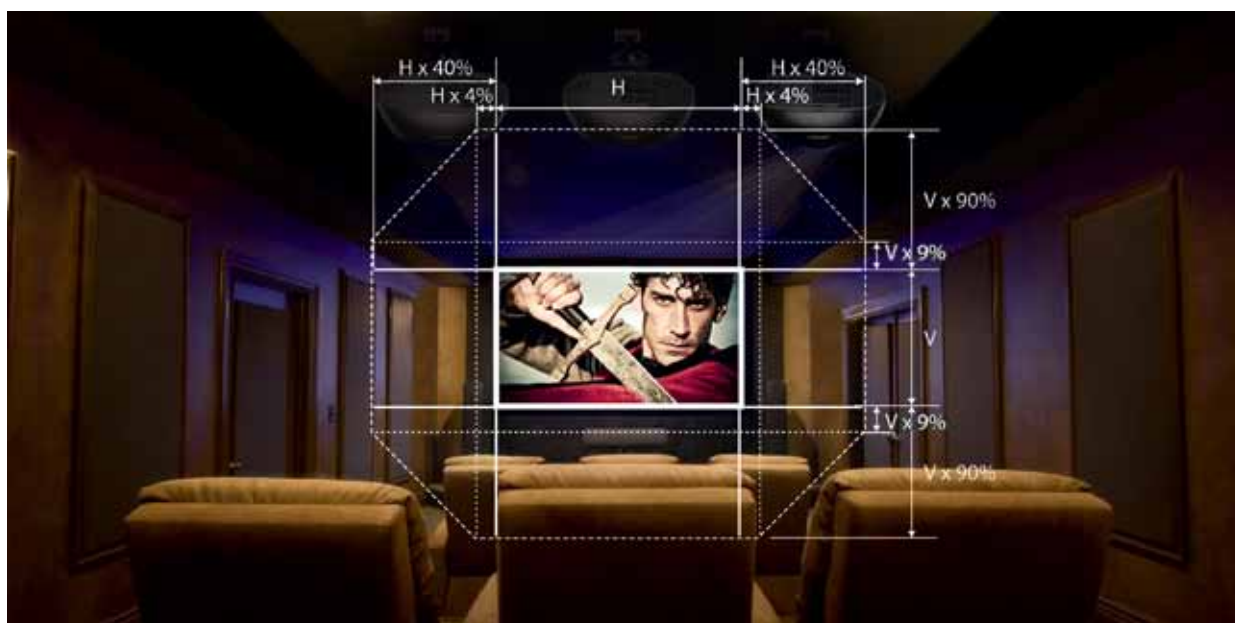
2.40:1 image



2.40:1 movie on a 2.40:1 screen

Designed For Extraordinary Installation Flexibility

In addition to added reliability and amazing colour performance, Epson's advanced projection technology enables a wide range of lens shift capabilities for outstanding installation flexibility. The EH-LS10500 has an incredible range of up to ± 90 percent on the vertical axis and up to ± 40 percent on the horizontal axis. You can operate the lens shift functions using the remote control, the projector control panel, or control commands.




A Performer That's The Strong, Silent Type

When it comes to home cinema, you want to focus on what's in front of you — and nothing else. That's the idea behind the innovative, efficient cooling system of the EH-LS10500. With noise levels as low as 19 dB, this is amongst the quietest projectors in the industry. It's time to enjoy engaging cinema without distraction — all the better for those moments when the picture takes your breath away.



Cooling Efficiency

A whisper-quiet fan that's so silent, you won't even notice there's a projector in the room.



Premium Components

The projector features thermal-conductive copper piping to help dissipate heat.

Low Noise Level

A projector this quiet means you'll never miss a word of dialogue.



Practical Functionality, Convenient Connectivity

Take the trouble out of troubleshooting with enriched network functionality and convenient hands-free features that make servicing the projector easier than ever before. Dealer representatives can securely and remotely monitor the projector's status to address issues that may arise. There is even an email notification function that can send status alerts to a designated recipient.



Dual HDMI Connectivity

Simultaneously connect up to two different HDMI devices directly to the projector.

LAN / Ethernet Port

Provides automatic email notifications should problems arise.

Home Automation Integration

Easily integrate the projector with home automation systems through the RS-232c port.

SPECIFICATIONS

EH-TW570/ 5300

EPSON
EXCEED YOUR VISION

MODEL NUMBER		EH-TW570	EH-TW5300
Projection Technology		RGB liquid crystal shutter projection system (3LCD)	
Specifications of Main Parts			
LCD	Size	0.59" with MLA (D8)	0.61" wide panel (D9, C²Fine, 10Bit)
	Native Resolution	WXGA (1280x800)	1080p
Projection Lens	Type	Optical Zoom (Manual) / Focus (Manual)	
	F-Number	1.58 - 1.72	
	Focal Length	16.9 - 20.28 mm	
	Zoom Ratio	1 - 1.2	
Lamp	Throw Ratio	1.30 - 1.56 (Wide - Tele)	1.22 - 1.47 (Wide - Tele)
	Type	200W UHE	
	Life (Normal / Eco) ¹⁾	5,000 hours / 6,000 hours	4,000 hours / 7,500 hours
Screen Size (Projected Distance)			
Zoom : Wide		33" - 320" [0.9 - 9.0 m]	34" - 332" [0.91 - 9.11 m]
Zoom : Tele		33" - 320" [1.08 - 10.8 m]	34" - 332" [1.09 - 10.94 m]
Standard Size		60" screen [1.68 - 2.02 m]	60" screen 1.62 - 1.95 m
Brightness ²⁾			
Colour Light Output (Normal)		3,000 lumens	2,200 lumens
White Light Output (Normal)		3,000 lumens	2,200 lumens
Contrast Ratio			
Auto Iris: On		15,000:1	35,000:1
Video Quality			
Interface-Progressive Conversion, 3D Y/C Separation, Noise Reduction			
Supported Video Signal			
480i / 576i / 480p / 576p / 720p / 1080i / 1080p			
Colour Mode			
		Dynamic, Living Room, Cinema, 3D Dynamic, 3D Cinema, Game	Dynamic, Bright Cinema, Natural, 3D Dynamic, 3D Cinema
Internal Speaker(s)			
Sound Output		2W Monaural	5W Monaural
Keystone Correction			
Vertical / Horizontal Keystone		±30° / ±30° (Slide Bar)	
Auto Keystone Correction		Yes	Yes (Vertical)
Connectivity			
Analog RGB Input	D-Sub 15pin	1 (Blue)	
Video Input	Component	D-Sub 15pin Blue molding x 1 (in common with Analog RGB connector)	N/A
	Composite	RCA x 1 (Yellow)	
	S-Video	Yes	N/A
Digital Input	HDMI	1 (HDCP and MHL Supported)	2 (one of terminal supports MHL)
Audio Input	RCA (White/Red)	Yes	RCA (White) x 1 (Left ch), RCA (Red) x 1 (Right ch) (in common with Analog RGB Audio terminal)
Audio Out		Stereo Mini Jack x 1	
USB Input	USB Type A	1	1 (for Slideshow, Firmware update)
	USB Type B	1	1 mini-USB (for service)
Wireless Specifications (Intel WiDi / Miracast)			
Supported Speed For Each Mode		N/A	IEEE 802.11n (2.4GHz): 130 Mbps ³⁾ IEEE 802.11n (5GHz): 130 Mbps ³⁾
Supported Connection Mode		N/A	Wi-Fi Direct
Adjustment Functions			
Six Axis Colour Adjustment		N/A	Yes
Frame Interpolation		N/A	Yes
Detail Enhancement		N/A	Yes
Split Screen		Yes	
Aspect Mode		Yes	
3D Features			
3D Display		Yes	
2D - 3D Conversion		Yes	
3D Format		Yes	
3D Depth		N/A	Yes
Operating Temperature			
		5 - 35 °C <41 - 95 °F> (0m / 0ft - 2,286m / 7,500ft) 5 - 30 °C <41 - 86 °F> (over 2,286m / 7,500ft)	
Operating Altitude			
		0 - 3,000 m <0 - 9,843 ft>	
Direct Power On / Off			
		Yes / Yes	Yes / N/A
Start-Up Period			
		About 5 seconds, Warm-up period: 30 seconds	Under 15 seconds, Warm-up period: 30 seconds
Cool Down Period			
		Instant Off	Under 5 seconds
Power Supply Voltage			
		100 - 240 V AC ±10%, 50/60 Hz	
Power Consumption (220 - 240V)			
Lamp On (Normal / Eco)		270W / 201W	291W / 224W
Standby		0.28W	
Dimension Excluding Feet (D X W X H)			
		234 x 297 x 77 mm	245 x 297 x 114 mm
Weight		2.4kg	3.1kg
Fan Noise (Normal / Eco)			
		37dB / 29dB	37dB / 27dB

¹⁾ Lamp life will vary depending upon mode selected, environmental conditions and usage. Lamp brightness decreases over time.

²⁾ Colour brightness (colour light output) and white brightness (white light output) will vary depending on usage conditions. Colour light output measured in accordance with IDMS 15:4; white light output measured in accordance with ISO 21118.

³⁾ Maximum speed and range is achievable when used with same enhanced mode technology. Actual data rates, features and performance may vary depending on your computer system, the environment and other factors.

EH-TW570



EH-TW5300



©2017 Epson India Pvt. Ltd. All Rights Reserved. Reproduction in part or in whole, without the written permission from Epson, is strictly prohibited.

EPSON and EXCEED YOUR VISION are registered trademarks of Seiko Epson Corporation.

All other product names and other company names used herein are for identification purposes only and are the trademarks or registered trademarks of their respective owners.

Epson disclaims any and all rights in those marks. Projected images shown herein are simulations. The actual product design and contents may vary. Specifications are subject to change without notice and may vary between countries. Please check with local Epson offices for more information.

Apple, iPad and iPhone are trademarks of Apple Inc., registered in the U.S. and other countries. App Store is a service mark of Apple Inc.

Android is a trademark of Google Inc.

Information correct as on January 2018

EPSON INDIA PVT. LTD.

12th Floor, The Millenia, Tower A, No.1,
Murphy Road, Ulsoor, Bangalore - 560 008.
Tel: 080-30515000 Fax: 080-30515005

Regional Offices:

Ahmedabad - 2640 7176/77, Chennai - 3967 7500, Cochin - 4012 315,
Coimbatore - 98942 19200, Hyderabad - 6463 9640/41, Kolkata - 6500 9370/77,
Mumbai - 3079 8200, New Delhi - 3312 0300/01, Pune - 3028 6000/05



Epson Helpline:

For product info or service - 1800 425 0011
For service - 1860 3000 1600 (9AM - 6PM) (Mon - Sat)

www.epson.co.in

Dealer's Stamp



Official Partner
of Manchester United

SPECIFICATIONS

EH-TW6700/TW8300

EPSON
EXCEED YOUR VISION

MODEL NUMBER	EH-TW6700	EH-TW8300
Projection Technology	RGB liquid crystal shutter projection system	
Specification of Main Parts		
LCD	Size Native Resolution	0.61" wide panel (D10, C ² Fine, 10 bit) 1080p
Projection Lens	Type F-Number Focal Length Zoom Ratio Throw Ratio	Optical Zoom (Manual) / Focus (Manual) 1.51 - 1.99 18.2 - 29.2 mm 1 - 1.6 1.32 - 2.15 (Wide - Tele)
Lamp	Type Life (High / Medium / Eco)*	Optical Zoom (Powered) / Focus (Powered) 2.0 - 3.0 22.5 - 46.7 mm 1 - 2.1 1.35 - 2.84 (Wide - Tele) 250W UHE 3,500 hours / 4,000 hours / 5,000 hours
Screen Size (Projected Distance)	Zoom : Wide Zoom : Tele Standard Size	50" - 300" [1.48 - 9.08 m] 50" - 300" [1.42 - 14.5 m] 100" screen [2.95 - 4.8 m]
Brightness**2	Colour Light Output White Light Output (High/Medium/Low)	2,500 lumens 2,500 lumens / 2,700 lumens / 2,000 lumens
Contrast Ratio		70,000:1 1,000,000:1
Internal Speaker(s)	Sound Output	10W x 2 Stereo N/A
Geometric Correction	Keystone Quick Corner	Vertical Horizontal Yes N/A N/A
Lens Shift Range	Vertical Lens Shift Horizontal Lens Shift	±60.0% (H Center, Manual) ±24.0% (V Center, Manual) ±96.3% (H Center, Powered) ±47.1% (V Center, Powered)
Connectivity	Analog Input Digital Input Audio Out USB Interface	D-Sub 15pin (Blue-molding) x 1 HDMI x 2 (one of terminal supports MHL) N/A Stereo Mini Jack x 1 2 (1 port for Slideshow, Firmware update, Wireless LAN, The other port for media streaming device) 1 mini-USB (for service) N/A N/A N/A Optional (ELPAP10)
	Control I/O Network	HDMI x 2 (HDCP supported) Yes (4K x 2K) N/A 2 (1 port for Firmware update and Wireless LAN, The other port for Opt. HDMI cable) 1 mini-USB (for service and Firmware update) 1 x RS-232C 3.5 mm Mini-jack x 1 RJ45 x 1
WirelessHD Transmitter I/O	HDMI (Input) HDMI (Output) Audio Output	N/A N/A N/A
Wireless Specifications (Wireless LAN)	Supported Speed For Each Mode	IEEE 802.11b: 11 Mbps ³ IEEE 802.11g: 54 Mbps ³ IEEE 802.11n: 130 Mbps ³ Infrastructure, Access Point WPA-PSK (TKIP/AES), WPA2-PSK (TKIP/AES)
Adjustment Functions	Six Axis Colour Adjustment Picture In Picture Aspect Mode Frame Interpolation	Yes Yes Yes (Auto / Normal / Full / Zoom) Yes
Image Enhancement	Image Preset Mode Mpeg Noise Reduction Super Resolution Detail Enhancement	Yes Yes Yes Yes
3D Features	3D Display 2D - 3D Conversion 3D Format 3D Depth	Yes Yes Yes Yes
Operating Temperature		5 - 35 °C <41 - 95 °F> (0m / 0ft - 2,286m / 7,500ft) 5 - 30 °C <41 - 86 °F> (over 2,286m / 7,500ft) (20% - 80% humidity, No condensation)
Operating Altitude		0 - 3,000 m <0 - 9,843 ft> (over 1500m / 4,921ft: with high altitude mode)
Direct Power On/Off		Yes / N/A
Start-Up Period		Under 18 seconds Warm-up period: 30 seconds
Cool Down Period		7 seconds 16 seconds
Power Supply Voltage		100 - 240 V AC ±10%, 50/60 Hz
Power Consumption (220-240V)	Lamp On (High/Medium/Low) Standby (Network On / Off)	364W / 340W / 279W 2.9W / 0.4W (High / Eco) 355W / 271W 2.4W / 0.35W
Dimension Excluding Feet (D X W X H)		304 x 410 x 157 mm 450 x 520 x 170 mm
Weight		Approx. 6.9kg 11.0kg
Fan Noise High/Medium/Low)		35dB / 32dB / 24dB 31dB / 24dB / 20dB

*1 Lamp life will vary depending upon mode selected, environmental conditions and usage. Lamp brightness decreases over time.

*2 Colour brightness (colour light output) and white brightness (white light output) will vary depending on usage conditions. Colour light output measured in accordance with IDMS 15:4; white light output measured in accordance with ISO 21118.

*3 Maximum speed and range is achievable when used with same enhanced mode technology. Actual data rates, features and performance may vary depending on your computer system, the environment and other factors.

EPSON INDIA PVT. LTD.

12th Floor, The Millenia, Tower A, No.1,
Murphy Road, Ulsoor, Bangalore - 560 008.
Tel: 080-30515000 Fax: 080-30515005

Regional Offices:

Ahmedabad - 2640 7176/77, Chennai - 3967 7500, Cochin - 4012 315,
Coimbatore - 98942 19200, Hyderabad - 6463 9640/41, Kolkata - 6500 9370/77,
Mumbai - 3079 8200, New Delhi - 3312 0300/01, Pune - 3028 6000/05

Epson Helpline:

For product info or service - 1800 425 0011
For service - 1860 3000 1600 (9AM - 6PM) (Mon - Sat)

www.epson.co.in

EH-TW6700



EH-TW8300



©2017 Epson India Pvt. Ltd. All Rights Reserved. Reproduction in part or in whole, without the written permission from Epson, is strictly prohibited.

EPSON and EXCEED YOUR VISION are registered trademarks of Seiko Epson Corporation.

All other product names and other company names used herein are for identification purposes only and are the trademarks or registered trademarks of their respective owners.

Epson disclaims any and all rights in those marks. Projected images shown herein are simulations. The actual product design and contents may vary. Specifications are subject to change without notice and may vary between countries. Please check with local Epson offices for more information.

Apple, iPad and iPhone are trademarks of Apple Inc., registered in the U.S. and other countries. App Store is a service mark of Apple Inc.

Android is a trademark of Google Inc.

Information correct as on January 2018

Dealer's Stamp



MODEL NUMBER	EH-LS10500
Projection Technology	RGB Liquid Crystal Shutter Projection system
Projection Methods	Front / rear / ceiling mount
Driving Method	Epson Poly-silicon TFT active matrix, 0.74" wide panel Reflective HTPS
Projected Output	HD, 2D, 3D, 1080p
Pixel Number	2,073,600 dots (1920 x 1080) x 3
Colour Brightness*3 (Colour Light Output)	1,500 lumens
White Brightness*3 (Colour Light Output)	1,500 lumens
Aspect Ratio	Native 16:9 widescreen (4:3 resize) Compatible with 4:3 and 2.35:1 video formats with Normal, Full or Zoom Modes
Native Resolution	Native 1080p (1920 x 1080)
Laser Type	Laser Diode 41.9mW (Output)
Light Source Life*2	23,000 hours (High) / 28,000 hours (Medium) / 30,000 hours (ECO)
Size (Projected Distance)	30" to 300" [0.83 to 8.57 m] (Zoom:Wide) / 30" to 300" [1.79 to 18.19 m] (Zoom:Tele) Standard size: 100" [2.83 to 6.04 m] / Throw ratio of 1.28 (Zoom:Wide) to 2.73 (Zoom:Tele)
Contrast Ratio	Absolute Black (Full White 1,500lm / Full Black 0lm)
Projection Lens Type	Powered optical zoom / Powered focus
F-Number	2.5 - 3.7
Focal Length	21.3 - 44.7 mm
Zoom Ratio	1 - 2.1
Powered Lens Shift	Vertical: 90% max (up and down with horizontal centered) Horizontal: 40% max (left and right with vertical centered)
Lens Cover	Powered, slide lens shutter
Lens Iris	Fine adjustments
Lens Position	The following 3 items are saved in memory: Lens Shift Position, Zoom Position, Focus Position
Memory Positions	10 (Memory 1 - 10)
Display Performance	1920 x 1080 native 1080p; HD, 2D, 3D, 2D to 3D conversion
Super Resolution / 4K Enhancement**1	Off / 1 / 2 / 3 / 4 / 5 / 4K-1 / 4K-2 / 4K-3 / 4K-4 / 4K-5
Frame Interpolation	Off / Low / Normal / High (2D and 3D Mode)
Colour Modes	Dynamic, Living Room, Natural, THX, Cinema, Adobe RGB, Digital Cinema, 3D Dynamic, 3D Cinema, 3D THX
Input Signal HDMI	480i / 576i / 480p / 576p / 720p / 1080i / 1080p / 4K x 2K
Terminal Inputs	2 HDMI, 1 RS-232c, 1 RCA (composite), 3 RCA (component), 1 VGA D-sub 15 pin (computer input), 1 Wired LAN (RJ45, 100 Mbps) for command and control only, USB mini x 1 (service and firmware update)
Trigger Out	3.5mm Mini-jack x 2
Computer Compatibility	PC, Mac®
Fan Noise	19dB (4K Enhancement: Off)
Power Supply Voltage	100 - 240 VAC ± 10%, 50/60 Hz
Power Consumption	220 - 240 VAC, Laser on 442W, Laser on (ECO) 262W Standby Mode, Communication: On 3.3W / Off 0.38W
Dimensions (D X W X H)	553 x 550 x 238 mm
Weight	18kg
Aspect Mode	Auto / Normal / Full / Zoom / Anamorphic Wide / Horizontal Squeeze

*1 4K Enhancement Technology shifts each pixel diagonally by 0.5 pixels to double the resolution to 3840 x 2160 and surpass Full HD image quality. Resolution is 1920 x 1080 in 3D Mode.

*2 20,000 hours is the estimated projector life when used in ECO Mode.

*3 Colour brightness (colour light output) and white brightness (white light output) will vary depending on usage conditions. Colour light output measured in accordance with IDMS 15.4; white light output measured in accordance with ISO 21118.

EH-LS10000



©2017 Epson India Pvt. Ltd. All Rights Reserved. Reproduction in part or in whole, without the written permission from Epson, is strictly prohibited.

EPSON and EXCEED YOUR VISION are registered trademarks of Seiko Epson Corporation.

All other product names and other company names used herein are for identification purposes only and are the trademarks or registered trademarks of their respective owners.

Epson disclaims any and all rights in those marks. Projected images shown herein are simulations. The actual product design and contents may vary. Specifications are subject to change without notice and may vary between countries. Please check with local Epson offices for more information.

Apple, iPad and iPhone are trademarks of Apple Inc., registered in the U.S. and other countries. App Store is a service mark of Apple Inc. Android is a trademark of Google Inc.

Information correct as on January 2018

EPSON INDIA PVT. LTD.

12th Floor, The Millenia, Tower A, No.1,
Murphy Road, Ulsoor, Bangalore - 560 008.
Tel: 080-30515000 Fax: 080-30515005

Regional Offices:

Ahmedabad - 2640 7176/77, Chennai - 3967 7500, Cochin - 4012 315,
Coimbatore - 98942 19200, Hyderabad - 6463 9640/41, Kolkata - 6500 9370/77,
Mumbai - 3079 8200, New Delhi - 3312 0300/01, Pune - 3028 6000/05



Epson Helpline:

For product info or service - 1800 425 0011
For service - 1860 3000 1600 (9AM - 6PM) (Mon - Sat)

www.epson.co.in

Dealer's Stamp



SEE VIBRANT, REALISTIC COLOURS WITH HIGH COLOUR BRIGHTNESS.



*Based on a third-party study made by Radius Global Market Research of nearly 900 participants in the US

See colours like never before. Epson 3LCD projectors deliver brilliant colours that match its white brightness to give you balanced, realistic, and vibrant images. It's no wonder Epson projectors are the people's preferred choice.



Up to 3X Wider Colour Gamut

Colour gamut refers to the range of colours that can be reproduced by a display device – the wider the gamut, the more realistic it is. Epson 3LCD projectors project three times wider gamut that matches closely to the original standard of a display device (sRGB), as compared to 1-chip projectors.



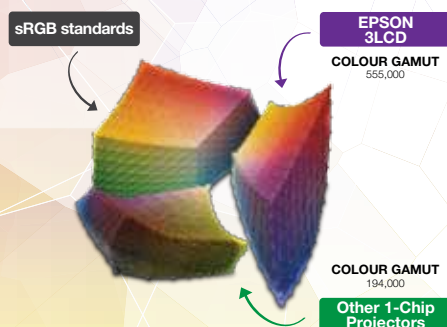
Up to 3X Brighter Colours

Epson 3LCD projectors deliver up to three times the colour brightness, effortlessly creating the same colour and white brightness, resulting in faithful images with superior colour balance.

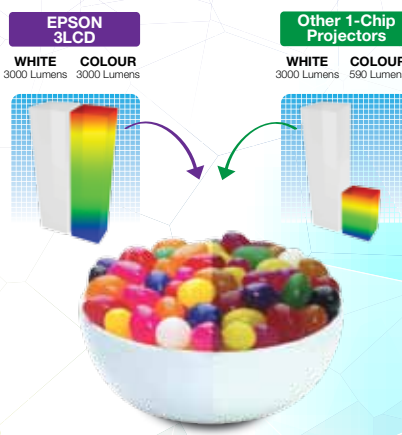


No Rainbow Effect

With 1-chip projectors, the spinning motion of the sequential colour wheels tend to cause colours to break out into distinct red, green and blue. Called the rainbow effect, this may cause users to suffer headaches with prolonged viewing. Epson projectors do not give out this effect, giving users a comfortable experience.



Comparing the yellow corners among the three gamuts, 1-chip projectors have a distinctly darker and smaller set of colours which are not as vibrant as Epson 3LCD projectors.



*Compared against similarly priced leading 1-chip DLP® business and education projectors based on NPD data from July 2011 through June 2012 (available from www.npd.com). Colour brightness (colour light output) measured in accordance with IDMS 15.4. Actual colour brightness will vary depending on actual usage conditions. 3LCD® is a registered trademark of Seiko Epson Corporation. DLP® is a registered trademark of Texas Instruments, Inc. and its use here does not imply any affiliation with or endorsement by them.



www.epson.co.in/clo

To learn more about 3LCD engines, visit
www.3lcd.com

REVOLUTIONARY 3LCD TECHNOLOGY FROM EPSON

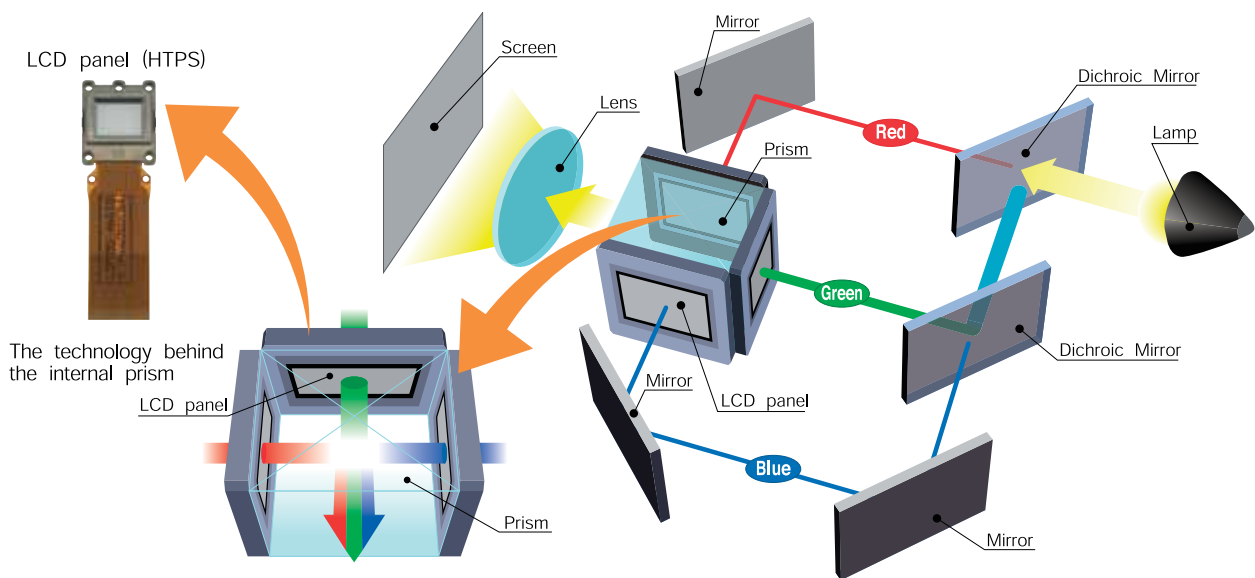
Advantages of 3LCD Projection System

Bright Images and Faithful Colour Reproduction


3LCD projectors offer all-time colour (Red, Green and Blue) projection thereby ensuring faithful full colour reproduction. This is suitable for projection of colour intensive images such as videos, photographs and colour charts.

Incredible Details

3LCD projectors are able to produce an unparalleled range of grayscale images, which contributes to delivering incredible colour images that are smooth and seamless.



3LCD projector : RGB are projected at the same time, which makes the single composite image easy on the eyes.



** HTPS (High Temperature Poly-Silicon) is an active matrix transmissive LCD. It is extremely small and produces high-quality images.

Gentle on the Eyes

3LCD projectors' images do not suffer from colour break-up (commonly known as the rainbow effect). The projections are easy on the eyes as you will not be affected by any distorted pattern.

3LCD projectors use 3 separate LCD panels to form a continuous image containing all colours (red, blue and green) ensuring smooth video playback, even for rapid-motion images.

Reliable Technology

With more than 70 million 3LCD chips shipped to date, the powerful and road-tested 3LCD projection technology is extremely reliable, and is trusted by many throughout to deliver sharp and true-to-life images.



EPSON INDIA PVT. LTD.

12th Floor, The Millenia, Tower A, No.1, Murphy Road, Ulsoor, Bangalore - 560 008.
Tel: 080-30515000 Fax: 080-30515005

Regional Offices:

Ahmedabad - 3314 8500/01, Chennai - 3967 7500, Cochin - 4012 315, Coimbatore - 98942 19200, Hyderabad - 6463 9640/41,
Kolkata - 6500 9370/77, Mumbai - 3079 8200, New Delhi - 3312 0300/01, Pune - 3028 6000/05



Epson Helpline:

For product info or service - 1800 425 0011 For service - 1860 3000 1600 (9AM - 6PM) (Mon - Sat)

Email: ehelp@eid.epson.co.in | www.epson.co.in



Official Partner
of Manchester United