

**Coupon Redemption Form**  
**禮券換領表格**

<b>Customer Information</b> <b>客戶資料</b>	<b>Purchase Information</b> <b>購買資料</b>
Name: 姓名： (Same as ID card for registered mail delivery) (需與身份證相同以作掛號寄件)	Model Name: 產品型號：
Tel No.: 電話：	Serial No.: 機身編號：
Address: 地址：	Dealer Name: 分銷商名稱：
	Purchase Date: 購買日期：
Email Address: 電郵地址：	Invoice No.: 發票號碼：
Company Name(if applicable): 公司名稱(如適用)：	

Sign to confirm and accept related T&Cs:

簽名確認及同意接受相關條款及細則：\_\_\_\_\_

Date:

日期：\_\_\_\_\_

Epson Hong Kong Limited will deal with all personal information or data collected according to the requirements of Personal Data Privacy Ordinance (Cap. 486 of laws of Hong Kong).

愛普生(香港)有限公司將根據“個人資料私隱條例”(香港法例第 486 章)的規定處理所有個人資料或數據。

**Coupon Redemption Terms and Conditions:**

1. Redemption registrations must submitted complete information and materials within 30 days from date of purchase successfully. Late submission or missing information / materials will not be accept.
2. Customers are entitled to enjoy promotional coupons upon purchasing selected models at appointed Epson's reseller shops within promotion period.
3. The same serial number can only be redeemed once, otherwise the redemption application will be considered invalid.
4. Up to 3 units of each models can be redeemed for each person or each registered address.
5. Online warranty registration must be completed before redemption application.
6. Promotional coupons are available on a first-come, first-served basis while stocks last.
7. Promotional offers are non-exchangeable for cash and/or other Coupons.
8. Dealers and resellers cannot redeem coupons.
9. Epson Hong Kong Limited shall not bear any responsibilities on any problems and/nor damages found on the coupons.
10. Epson Hong Kong Limited reserves the right of final decision, including the right to amend redemption rules without prior notice.

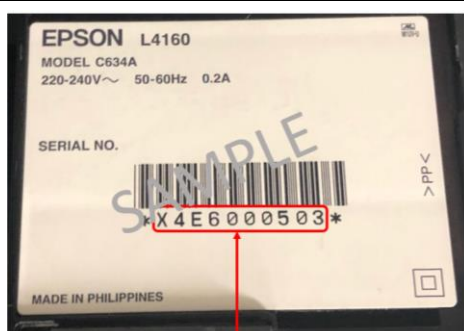
**禮券換領條款及細則：**

1. 換領登記必須於購買日期起計 30 天內成功提供完整資料。逾期申請或文件缺漏，將不獲接納。
2. 貨品必須於優惠期內於指定 Epson 分銷商購買方可享有優惠。
3. 同一機身編號只可換領禮券一次，否則換領申請將被視為無效。
4. 每人或每個登記地址最多可享 3 部同一型號推廣換領優惠。
5. 客戶必須於禮券換領登記前進行網上保養登記。
6. 禮券數量有限，先到先得，換完即止。
7. 優惠均不能互相轉換或兌換現金。
8. 經銷商不能換領禮券。
9. 上述禮券如有任何問題或損壞，愛普生(香港)有限公司恕不負責。
10. 愛普生(香港)有限公司保留最終決定權，包括更改換領細則之權利而無須另行通知。

### Coupon Redemption Procedure:

1. Register warranty online: <https://www3.epson.com.hk/myepson/registerselectusage.html>
2. Complete Coupon Redemption Form
3. Email below complete materials to [Couponredemption@ehk.epson.com.hk](mailto:Couponredemption@ehk.epson.com.hk) within specified period:
  - a) Coupon Redemption Form
  - b) Invoice copy of purchased products
  - c) Photo of serial number sticker on product body
  - d) Usage history sheet (Apply to L4160 and L5190 only)
4. Once approved as an eligible redemption application, coupon(s) will be mailed to registered address within 45 days


### Serial number sticker on product body sample



Serial Number

### Usage history sheet sample

L6190


 EPSON  
 EXCEED YOUR VISION

Usage History Sheet

MODEL: 001

09.01.2019 06:55

Hardware Configuration

Device ID	L6190 Series
Serial Number	1285700126
MAC Address	98:00:27:3D:44:21
< Hardware >	
Memory Capacity	512MByte
< Version >	
Firmware	0C.45.102089
Main Firmware	102089
Network Firmware	0C.45
GPIT	0P100326

Usage History

First Time Printing

2017/07/27

Number of Pages

< Sorted by Function >

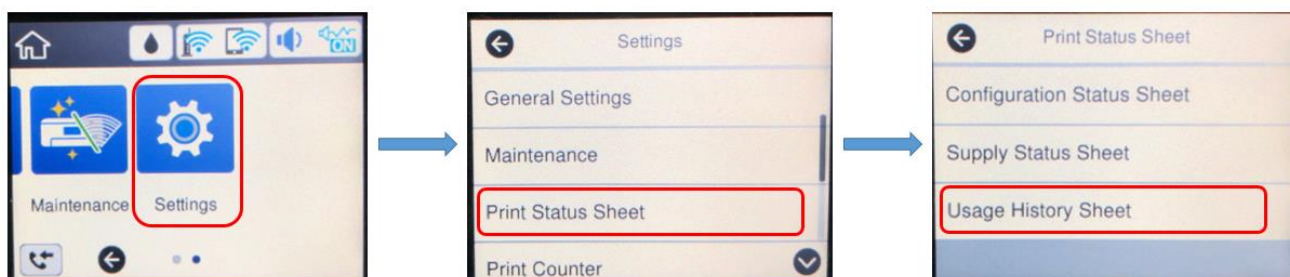
Total Number of Pages	2940
Total Number of B&W Pages	2059
Total Number of Color Pages	881
Total Number of 2-sided Printing Pages	25
Total Number of 1-sided Printing Pages	2915

< Sorted by Paper Size >

	1-sided		2-sided	
	B&W	Color	B&W	Color
A3/Ledger	0	0	0	0
A4/Letter	48	282	4	19
A5	2003	74	0	0
A6	0	0	0	0
B4/Legal	1	1	0	0
B5	0	0	0	0
Envelope	0	0	0	0
Other	1	0	0	0

### Steps to print usage history sheet

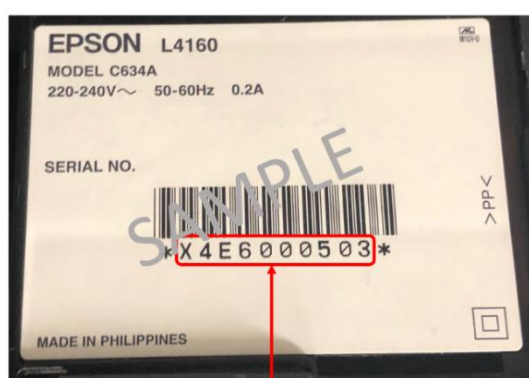
Settings > Print Status Sheet > Usage History Sheet



## 禮券換領程序：

1. 進行網上保養登記：<https://www3.epson.com.hk/myepson/registerselectusage.html>
2. 填妥禮券換領表格
3. 於指定期內，電郵以下完整資料至 [Couponredemption@ehk.epson.com.hk](mailto:Couponredemption@ehk.epson.com.hk)
  - e) 禮券換領表格
  - f) 購買產品之單據副本
  - g) 機身上之機身編號貼紙照片
  - h) 使用量歷史資料表 (只適用於 L4160 及 L5190)
4. 一經審核為合資格之換領申請，禮券將於 45 天內郵寄至登記地址


## 機身編號貼紙樣本



機身編號

## 使用量歷史資料表樣本

L6190



**MODEL**      **NO.**  
**09.05.2019**    **001**

## Usage History Sheet

### Hardware Configuration

Device ID	L6190 Mainset
Serial Number	1268100000
MAC Address	98:00:27:10:44:13
* Hardware *	
Memory Capacity	512MByte
* Version *	
Firmware	02.45.000000
Main Firmware	000000
Network Firmware	02.45
UIC	00000000

### Usage History

First Time Printing 2019/05/07

### Number of Pages

#### < Sorted by Function >

Total Number of Pages	2000
Total Number of B&W Page	2000
Total Number of Color Page	0
Total Number of 2-sided Printing Page	0
Total Number of 1-sided Printing Page	2000

#### < Sorted by Paper Size >

	1-sided	2-sided	
A4 Landscape	0	0	0
A4 Portrait	0	2000	0
A5	2000	0	0
A6	0	0	0
A6 Landscape	0	0	0
Envelope	0	0	0
Other	0	0	0
	1	3	0
	0	0	0
	0	0	0
	0	0	0
	0	0	0
	0	0	0
	0	0	0
	0	0	0
	0	0	0
	0	0	0
	0	0	0
	0	0	0
	0	0	0
	0	0	0
	0	0	0
	0	0	0
	0	0	0
	0	0	0
	0	0	0
	0	0	0
	0	0	0
	0	0	0
	0	0	0
	0	0	0
	0	0	0
	0	0	0
	0	0	0
	0	0	0
	0	0	0
	0	0	0
	0	0	0
	0	0	0
	0	0	0
	0	0	0
	0	0	0
	0	0	0
	0	0	0
	0	0	0
	0	0	0
	0	0	0
	0	0	0
	0	0	0
	0	0	0
	0	0	0
	0	0	0
	0	0	0
	0	0	0
	0	0	0
	0	0	0
	0	0	0
	0	0	0
	0	0	0
	0	0	0
	0	0	0
	0	0	0
	0	0	0
	0	0	0
	0	0	0
	0	0	0
	0	0	0
	0	0	0
	0	0	0
	0	0	0
	0	0	0
	0	0	0
	0	0	0
	0	0	0
	0	0	0
	0	0	0
	0	0	0
	0	0	0
	0	0	0
	0	0	0
	0	0	0
	0	0	0
	0	0	0
	0	0	0
	0	0	0
	0	0	0
	0	0	0
	0	0	0
	0	0	0
	0	0	0
	0	0	0
	0	0	0
	0	0	0
	0	0	0
	0	0	0
	0	0	0
	0	0	0
	0	0	0
	0	0	0
	0	0	0
	0	0	0
	0	0	0
	0	0	0
	0	0	0
	0	0	0
	0	0	0
	0	0	0
	0	0	0
	0	0	0
	0	0	0
	0	0	0
	0	0	0
	0	0	0
	0	0	0
	0	0	0
	0	0	0
	0	0	0
	0	0	0
	0	0	0
	0	0	0
	0	0	0
	0	0	0
	0	0	0
	0	0	0
	0	0	0
	0	0	0
	0	0	0
	0	0	0
	0	0	0
	0	0	0
	0	0	0
	0	0	0
	0	0	0
	0	0	0
	0	0	0
	0	0	0
	0	0	0
	0	0	0
	0	0	0
	0	0	0
	0	0	0
	0	0	0
	0	0	0
	0	0	0
	0	0	0
	0	0	0
	0	0	0
	0	0	0
	0	0	0
	0	0	0
	0	0	0
	0	0	0
	0	0	0
	0	0	0
	0	0	0
	0	0	0
	0	0	0
	0	0	0
	0	0	0
	0	0	0
	0	0	0
	0	0	0
	0	0	0
	0	0	0
	0	0	0
	0	0	0
	0	0	0
	0	0	0
	0	0	0
	0	0	0
	0	0	0
	0	0	0
	0	0	0
	0	0	0
	0	0	0
	0	0	0
	0	0	0
	0	0	0
	0	0	0
	0	0	0
	0	0	0
	0	0	0
	0	0	0
	0	0	0
	0	0	0
	0	0	0
	0	0	0
	0	0	0
	0	0	0
	0	0	0
	0	0	0
	0	0	0
	0	0	0
	0	0	0
	0	0	0
	0	0	0
	0	0	0
	0	0	0
	0	0	0
	0	0	0
	0	0	0
	0	0	0
	0	0	0
	0	0	0
	0	0	0
	0	0	0
	0	0	0
	0	0	0
	0	0	0
	0	0	0
	0	0	0
	0	0	0
	0	0	0
	0	0	0
	0	0	0
	0	0	0
	0	0	0
	0	0	0
	0	0	0
	0	0	0
	0	0	0
	0	0	0
	0	0	0
	0	0	0

## 使用量歷史資料表列印步驟

設定 > 一般設定 > 使用量歷史資料表

