









Achieve detailed precision for your printing needs with Epson DLQ-3500II/DLQ-3500IIN, the first Dot matrix printer with colour LCD monitor panel. Built to deliver extreme print volume requirements and extraordinary output quality with print speeds of up to 550 characters per second (cps), up to eight-part forms with absolute accuracy as well as ribbon yield of up to 6 million characters, the versatile DLQ-3500II/3500IIN dot matrix printer is the ideal solution to maximise business efficiency.



-   
 Colour LCD Control Panel
-   
 High Speed Printing
-   
 8-copies Printing
-   
 Ethernet
-   
 Cost Savings



Epson genuine ribbons ensure greater yield, better quality and longer lifespan.

**Smooth Daily Operation**

The first Dot Matrix printer with user-friendly 3.6 cm (1.44 inch) colour LCD monitor allow you to modify your printing job easily.

**Increased Productivity**

Boost workplace efficiency with speed of up to 550 characters per second (10cpi).

**Absolute Convenience**

Experience fuss-free printing with built-in network connectivity\* via Ethernet cable.

\*DLQ-3500IIN only.

MODEL NUMBER		DLQ-3500II	DLQ-3500IIN
<b>Print Technology</b>			
Printing Method		Impact dot matrix	
Number of Pins in Head		24 pins x 2 (total 48 pins)	
Print Direction		Bi-direction with logic seeking	
Control Mode		ESC/P2 and IBM PPDs emulation	
Features		Auto Platen Gap Adjustment, Auto Sheet Alignment, Auto Print Position Adjustment, Auto Paper Pass Change	
<b>Printer Speed</b>			
High Speed Draft	10 cpi	550 cps	
Draft	10 cpi	550 cps	
Draft Condensed	17 cpi	501 cps	
LQ	10 cpi	195 cps	
LQ Condensed	17 cpi	333 cps	
<b>Print Characteristics</b>			
Character Table			
1 Italic and 12 graphical character tables		Italic table, PC437 (US Standard Europe), PC850 (Multilingual), PC860 (Portuguese) <sup>3</sup> , PC861 (Icelandic), PC865 (Nordic), PC863 (Canadian-French), Abicomp, BRASCI, Roman 8, ISO Latin 1, PC 858, ISO 8859-15	
Special Font (Thai Model only)		Busaba, Jittra Font	
Bitmap Fonts		Supported 7 character tables: KU42, TIS11, TIS13, TIS16, TIS17, TIS18, TSM/WIN	
Scalable Fonts		EPSON Draft/ Courier: 10 / 12 / 15 cpi ; EPSON Roman / Sans Serif: 10 / 12 / 15 cpi, Proportional ; EPSON Prestige: 10 / 12 cpi ; EPSON Script/ OCR-B/ Orator/ Orator-S: 10 cpi ; EPSON Script C: Proportional	
Barcode		EPSON Roman/ Sans Serif/ Roman T/ Sans Serif H: 10.5 pt, 8 pt – 32 pt (every 2 pt)	
<b>Printable Columns</b>		EAN-13, EAN-8, Interleaved 2 of 5, UPC-A, UPC-E, Code 39, Code 128, POSTNET	
Pitch	10 cpi	136 columns	
<b>Paper / Media Handling</b>		Manual Insertion (Front in, front out), Tractor (Rear in, front out)	
<b>Cut Sheet</b>	Single Sheet	<b>Length</b> 80.0 - 420.0mm (3.15 - 16.5")	<b>Width</b> 90.0 - 420.0mm (3.15 - 16.5")
	Multi Sheet	80.0 - 420.0mm (3.15 - 16.5")	90.0 - 420.0mm (3.15 - 16.5")
<b>Continuous Paper (Single Sheet/Multi Part)</b>		76.2 - 558.8mm (3.0 - 22.0")	101.6 - 406.4mm (4.0 - 16.0")
<b>Envelope</b>	No. 6	92.0mm (3.6")	165.0mm (6.5")
	No. 10	105.0mm (4.1")	241.0mm (9.5")
<b>Card</b>		100.0 - 200.0mm (3.9 - 7.8")	100.0 - 200.0mm (3.9 - 7.8")
			0.22mm (0.0087")
<b>Labels (Base Sheet)</b>		76.2 - 558.8mm (3.0 - 22.0")	101.6 - 406.4mm (4.0 - 16.0")
			Total: 0.16 - 0.19mm (0.07 - 0.09") Base: 0.07 - 0.09mm (0.0028 - 0.0035")
<b>Card</b>		100.0 - 200.0mm (3.9 - 7.8")	100.0 - 200.0mm (3.9 - 7.8")
			0.22mm (0.0087")
<b>Copies</b>		1 original + 7 copies	
<b>Line Spacing</b>		4.23mm (1/6") or programmable in increments of 0.0706mm (1/360")	
<b>Acoustic Noise</b>		Approx. 59 dBA (ISO 7779 pattern)	
<b>Input Data Buffer</b>		128 KB	
<b>Interface</b>		USB 2.0, Bi-directional parallel (IEEE-1284 nibble mode supported)	USB 2.0, Bi-directional parallel (IEEE-1284 nibble mode supported), 100base-Tx wired LAN
<b>Ribbon Cartridge</b>	Standard	Fabric Ribbon Cartridge (Black)	
	Ribbon Life	Approx. 6 million characters <sup>1</sup>	
<b>Reliability</b>			
Mean Print Volume Between Failure (MVPF)		25 million lines (except print head)	
Mean Time Between Failure (MTBF)		10,000 Power On Hours (POH)	
Print Head Life		200 million strokes/wire	
<b>Control Panel</b>		13 switches and 3 LEDs with 3.6 cm (1.44 inch) CLR LCD Screen	
<b>Environmental Conditions (Operating)</b>			
Temperature <sup>2</sup>		5 – 35°C	
Humidity <sup>2</sup>		10 – 80% RH	
<b>Electrical Specification</b>			
Rated Voltage		AC 100 – 240V	
Rated Frequency		50 – 60 Hz	
Power Consumption	Operating	Approx. 78 W	
	Sleep Mode	Approx. 0.8 W   Approx. 1 W	
<b>Supported Operating System</b>			
Printer Driver		Microsoft Windows® XP / Vista / 7 / 8 / 10	
Utility		Epson Status Monitor 3: Microsoft Windows® XP / Vista / 7 / 8 / 10 Epson Setting Utility: Microsoft Windows® XP / Vista / 7 / 8 / 10	

**Dimensions & Weight**

**Weight:** Approx. 18.9kg



**Consumables and Options**

Ribbon Cartridge (Black) C13S015587

**Legend**

cpi characters per 25.4mm (characters per inch)  
cps characters per second  
cpl characters per line

**What's In The Box**

Ribbon cartridge (Black), Power supply cable, Push tractor unit, Rear sheet guide

**Disclaimers:**

<sup>1</sup> Actual print yield may vary depending on usage purpose and environment.

<sup>2</sup> Without condensation.

<sup>3</sup> PC861 (Icelandic), Abicomp, BRASCI, Roman 8, ISO Latin 1 only. Not available for Thai version.

©2021 Epson India Pvt. Ltd. All Rights Reserved. Reproduction in part or in whole, without the written permission from Epson, is strictly prohibited. EPSON and EXCEED YOUR VISION are registered trademarks of Seiko Epson Corporation. All other products names and other company names used herein are for identification purposes only and are the trademarks or registered trademarks of their respective owners. Epson disclaims any and all rights in those marks. Print samples shown are simulations only. Specifications and product availability are subject to change without notice and may vary between countries. Please check with local Epson offices for more information.

**Dealer's Stamp**

Information correct at time of printing  
Printed September 2021

**EPSON INDIA PVT. LTD.**  
12th Floor, The Millenia, Tower A, No.1,  
Murphy Road, Ulsoor, Bangalore – 560 008.  
Tel: 080-4566 5000 Fax: 080-4566 5005

**Regional Offices:**  
Ahmedabad – 3314 8500/01, Chennai – 3967 7500, Ernakulam – 4012 315, Coimbatore – 98942 19200,  
Kolkata – 4603 4729, Mumbai – 3079 8200, New Delhi – 3312 0300, Pune – 3028 6000/05,  
Hyderabad – 4857 0032, Jaipur – 0141 4923119



**Epson Helpline:** For product info or service – 1800 425 0011  
For service – 1800 123 001 600 or 1860 300 016 000 (9AM – 6PM) (Mon – Sat)  
**Email:** dmp@eid.epson.co.in

[www.epson.co.in](http://www.epson.co.in)