

ULTRA-SHORT THROW INTERACTIVE PROJECTORS EB-1450Ui/1460Ui/1470Ui

EPSON
EXCEED YOUR VISION



COLLABORATE WITH MAXIMUM INTERACTIVITY.

Connect, collaborate and share information effortlessly on a truly multi-purpose projection system. Equipped with 3LCD technology, the EB-1400 series combines cutting-edge laser projection* with ultra-short throw interactivity to greatly enhance your meetings and video conferences. Built for maximum connectivity, it's the perfect smart collaboration platform for sharing and co-authoring, whether across long distances or with multiple PCs and mobile devices.



World & India's
No.1
Projector
THE WORLD NO.1
17 YEARS RUNNING



EB-1450Ui/1460Ui



EB-1470Ui



IT'S IN THE DETAILS.

3LCD technology that delivers quality projected images and reliable performance.

Intelligent Interactive Experience

Intuitively control and draw with your fingers or interactive pens on high-speed interactive projections and share your interactions with PCs and mobile devices.

Ease of Presentation

Wide range of connectivity including remote desktop access presents unparalleled presentation convenience.

Collaborative Meetings

Organise more productive meetings and video conferences with quick information sharing and greater participant engagements.




* Applicable for EB-1470Ui only. **Applicable for EB-1460Ui and EB-1470Ui only. *Applicable for EB-1450Ui and EB-1460Ui only. † Source: Futuresource Consulting.



Intelligent Interactive Experience

Finger-touch Interactivity

Control your presentations and PC applications or navigate the modern touchscreen interface with the finger-touch enabled interactive projectors. You will be able to point, swipe, draw, pinch in/out and rotate using your fingers, even when projecting wirelessly. Simply use the interactive pens for adding notes or writing and let your fingers do the rest.



When connected via USB cable to a PC running Epson Easy Interactive Tools 4.2 software, the projector supports six fingers and two interactive pens, allowing multiple users to write simultaneously for maximum participation and collaboration. When operating as a standalone without a PC, the projector enables two fingers and two pens to write at the same time.



Dual Screen Seamless Interactivity

To deliver the most immersive interactive experience, two projectors can be installed side by side to create an ultra-wide interactive panoramic screen of up to 177 inches diagonal. Write or move objects seamlessly across the dual screen with your fingers or interactive pens. With the extended interactive space, more meeting information can now be displayed for cross-referencing and you will never have to worry about limited drawing space anymore.



Highly Engaging Presentations

With the annotation of the interactive pens and support for finger touch gestures, you can easily modify your projections real time to create persuasive presentations that wow your audience.



New Interactive Pens

The two new interactive pens are designed for high-speed writing, accurate response and long battery life. The high response speed and accuracy make drawing as instant and smooth as writing with a real marker on whiteboard. The pens can also function like a computer mouse to select, drag and double-click objects.



PC-less Interactive Functionality

With this original PC-free interactive feature by Epson, you can write and draw on the projector's built-in digital whiteboard or any image projected from other non-PC sources such as document camera, Blu-ray player, video conference system, tablets and smart phones. You may also control any photo slideshows loaded from a USB thumb drive.




Both interactive pens are able to draw at the same time throughout the whole screen with its own selected colour. Fingers can select a third colour or the eraser function to work on the screen together with the pens. The pens also come with a side button for users to instantly activate various assigned functions to facilitate the most convenient annotation experience.



Ease of Presentation

Remote Desktop Access

The interactive projectors can remotely access a PC on your work desk or a desktop hosted on server using the Microsoft Remote Desktop Protocol. You can connect and control the remote desktop using your fingers and interactive pens. Now, you can project and annotate on information stored in different remote locations right from your meeting room, giving you unparalleled flexibility and convenience.



Miracast Screen Mirroring*

Use Miracast to mirror your tablet or smartphone screen on the projection. You can display contents such as documents, photos and videos from your mobile devices simply through a wireless connection to the projector. No more messy cables to worry about.



* Applicable for EB-1460Ui and EB-1470Ui only, and compatible Android Smartphones or Tablets with Miracast function.

ULTRA-SHORT THROW INTERACTIVE PROJECTORS EB-1450Ui/1460Ui/1470Ui

Wireless Multi-PC Projection

Project from your laptop wirelessly using Epson iProjection for PC v.2.20. Up to 50 laptops and mobile devices can connect to a single projector via this software. A laptop or device can be assigned as the moderator and send a projected image to connected clients. The moderator can also look at thumbnail previews of connected clients and select up to four of them to be projected on the screen at the same time for comparison.



Ultra-short Throw Advantage

With ultra-short throw, light from these interactive projectors is less distracting as it barely touches the presenter, ensuring a more comfortable experience compared to conventional models. As light is not blocked by the presenter, less shadow is formed on the screen, allowing the audience to clearly see the information projected at all times.

The ultra-short throw setup also ensures stable performance of the two interactive pens and provides consistent colour uniformity over the entire screen. These advantages keep the presenter more comfortable and enable clear smooth presentations.

With ultra-short throw, it is now possible to project a large screen within the narrow space of retail windows. You can now create captivating window displays with the help of large projections to increase the visibility of store merchandise. The ultra-short throw projectors can also be flexibly mounted onto a table to create an engaging interactive tabletop for meetings and discussions.



Conventional projector with blinding glare on presenter's face

Epson ultra-short throw projector



Large projection in small space of window display




Table top projection

Quick Start-up Time*

Equipped with laser light technology, the EB-1470Ui starts up within 5 seconds, ensuring smooth and seamless presentations.

* Applicable for EB-1470Ui only.

Collaborative Meetings

iProjection* App for Mobile Devices

The iProjection app enables both iOS and Android devices to easily connect to the projector. You can use iProjection to wirelessly project various documents, photos and web pages, and draw on the device screen and share on projection. To connect, search for the projector in your local network or simply scan a QR code displayed on the projector screen. Remote control function is also built into iProjection so you can use the app to control projector functions. In addition, iProjection now supports screen mirroring (without audio) from devices running on Android 5.0 and above.



* In iProjection, projector profile search, multi-screen display, distribution function, audio transfer, movie file transfer and encryption data transfer capabilities are not supported.




Interactive Whiteboard Sharing

The in-built digital whiteboard can be shared with up to 15 laptops, mobile devices or same series interactive projectors residing in the same network. Interactive drawings and images inserted from all parties can be seen in real time by every connected user. Laptops and devices access the common shared whiteboard by using only the web browser, removing the need to install any software or apps. Images from other input sources of the projector can also be interactively shared this way with laptops and mobile devices, allowing every participant in the meeting to coauthor and actively collaborate.



Easy On-screen Editing and Arrangement

Any images or writing on the screen can be resized and moved as if it were an object. You can easily rearrange and organise information on the screen to make room for more contents to be shown on the screen.




Digital Whiteboard Capability

Even with no PC connected, you can enjoy up to 50 pages of digital whiteboarding by using the projector's in-built digital whiteboard mode. You can also output and share the written pages in multiple ways and formats. If a PC is connected, you can run the Epson Easy Interactive Tools 4.2 to use the whiteboard software.



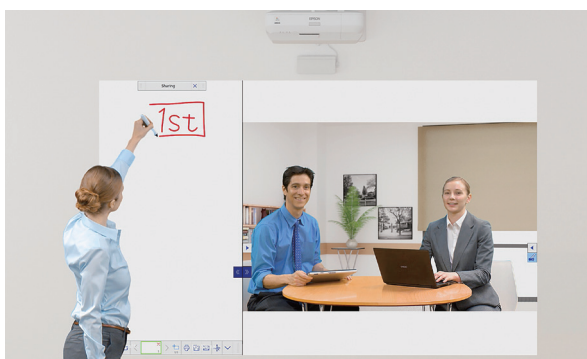
Microsoft Office Ink Support

When connected to a PC (Windows Vista or later) projecting Microsoft Office documents, you can draw and write on Microsoft PowerPoint, Excel or Word documents using Microsoft Office Ink. The drawings can be saved into the documents in Microsoft Office file formats for future review or editing.



Enhancing Video Conference Systems

The interactive projector powerfully enhances video conference systems with interactive collaboration functions. The video conference image can be displayed on one side of the split screen while the digital whiteboard or multi-location interactive screen can be shown on the other. This allows users to see the conference video and, at the same time, draw on any PC applications like CAD or Microsoft Office documents. Participants using the multi-location function can make annotations that can be viewed by other connected parties in the conference. The video conference system can also transmit the DVI video output from the interactive projector to show remote participants live drawings and annotations, ideal for concept sharing and corporate trainings.



Quick Information Sharing

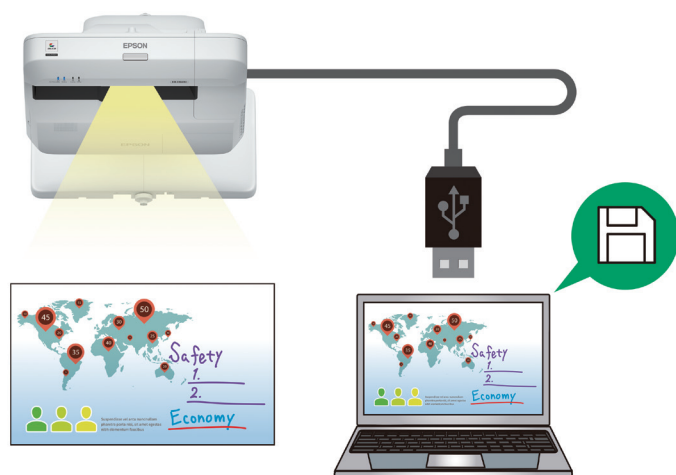
With the rich input-output options provided by the smart interactive projector platform, you can enjoy great flexibility of importing information from various sources and sharing the meeting results in multiple ways, saving you precious time and increasing productivity.



When the meeting is over, you may directly print the whiteboard pages or simply distribute them by email to up to 50 participants at one go. The projector is able to access Active Directory of the network to allow you to conveniently search for participants' email addresses.



Alternatively, save your images and drawings on the digital whiteboard directly to your PC by connecting the projector to your PC via USB cable or save to a USB thumb drive or network storage location. You can also directly print to USB or network printers in A3 or A4 size formats.



DVI Video Output

With the projector video output function, you can output the image from your interactive projector to another larger projector to duplicate the projection on a larger screen. This function is perfect for sharing your drawings or images via an interactive projector with a large audience in an auditorium.



Multi-Location Interactivity

Up to four interactive projectors in different locations can share the interactivity of the projector screen as long as they are connected to the same network, for example via VPN. This function is enabled using Epson iProjection software to allow you to have a collaborative meeting with participants in different locations.



Slide to Split Screen

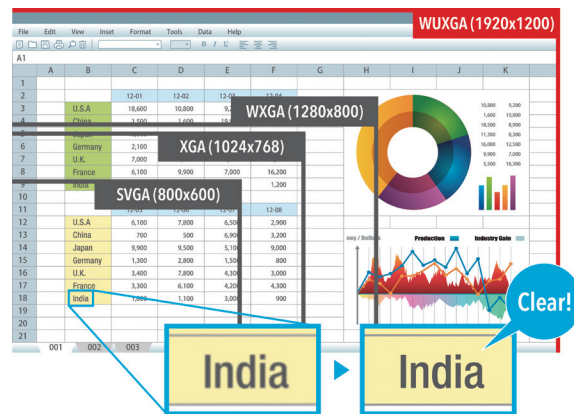
Simply slide an on-screen handle to split the projector screen into two. With the maximum 100-inch large screen size, you can project images from two different sources side-by-side clearly. For example, you may show your presentation or video conference on one side and write on the digital whiteboard on the another side. With this function, there is no need to purchase two displays for your meeting room.



Superior Image Quality

Beyond Full HD Resolution

Enjoy a dynamic viewing experience with 1920 x 1200 WUXGA resolution that is beyond Full HD. Deliver clearer high-resolution image displays from PCs, tablets and smartphones and watch your photos, 3D CAD, Blu-ray and online videos come to life in Full HD. Data figures on spreadsheets and charts will also be displayed clearly for everyone to read accurately.



No Reflection Glare On Projection

The projection screen is not glossy and does not cause glaring reflections of ambient light like florescent lamps and sunlight from windows. The audience will not be distracted by such reflections and all information projected can be clearly seen at all times.



Larger Images

With a projection screen size of up to 100 inches, you enjoy bigger image projection for greater visibility.



Wide Range of Connectivity

Simplify Meeting Preparations


With the ability to send the projected image to connected laptops and mobile devices, you no longer have to prepare meeting handouts, saving time and paper.



Full Compatibility

Advanced connectivity features mean convenient and hassle-free projections of your presentations. With a wide-ranging interface, these projections not only correspond with multiple conventional analogue sources, they are also compatible with HDMI and supports CEC. In addition, one of the two HDMI input terminals is MHL-enabled for the mirroring of Android mobile devices.

Simply connect your MHL-compatible device with the MHL cable to fully enjoy your contents on the big screen. What's more, when connected, you can charge your Android mobile device and operate it using the projector's remote control.



Longer Lamp Life*

With a long lamp life of 10,000 hours in ECO mode, the frequency of lamp replacements is reduced, saving you time and money, and lowering the total cost of ownership. The interactive projectors still perform at a brightness of 2,900 lumens even in ECO mode.

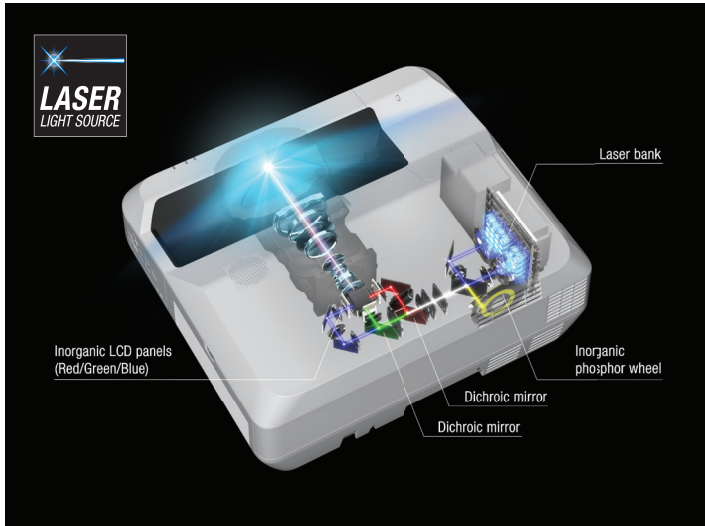
* Applicable for EB-1450Ui and EB-1460Ui only.



Laser Light Technology*

Revolutionary Laser Light Source

Blue light from the laser is projected through a beam splitter, which divides the light into two beams. One beam is reflected by a phosphor wheel, changing it into yellow, while the other beam remains blue. The two beams are then recombined into white light and separated into red, green and blue through dichroic mirrors. Each of the three colours passes through LCD panels, producing three individual images, which are transmitted through a prism and combined into the final full-colour image.



Inorganic LCD Panels and Phosphor Wheel for Outstanding Reliability

Made of inorganic material, Epson's newly developed phosphor wheel offers superior light and heat resistance to deliver excellent reliability. By combining this with our inorganic LCD panels, we create laser projectors that project bright, vibrant images for extremely long periods.

Organic vs. Inorganic

	Inorganic (Glass, iron, aluminum, etc.)	Organic (Paper, wood, plastic, etc.)
Light-resistance	YES	NO
Heat-resistance	YES	NO

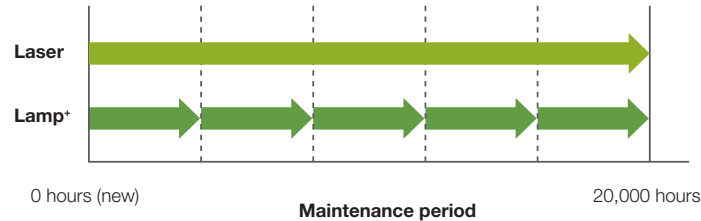
Unlike organic substances, inorganic substances do not contain carbon.

20,000 Hours of Maintenance-free Use

Engineered with inorganic LCD panels and an inorganic phosphor wheel, this newly designed laser light source delivers 20,000 hours* of maintenance-free use. And with the advanced electrostatic filter having an equally long-lasting life, you enjoy peace of mind in using these highly reliable laser projectors.

^ Approximate time until brightness decreases 50% from first usage. Measured by acceleration test assuming use of 0.04 - 0.20 mg/m3 of particulate matter. Time varies depending on usage conditions and environments.

Maintenance period of laser and lamp



* Compared with other conventional lamp projector that has lamp life of 4000 hours.

Eco Features

- Uses just 0.3W of power in standby mode
- Projector optics employ lead-free lenses
- Unpainted plastic housing reduces the environment impact
- The flame retardants used in the plastic housing do not contain chlorine or bromine
- Laser light technology* eliminates the need for lamp replacements

* Applicable for EB-1470Ui only.

Better Products for a Better Future™

For more information on Epson's environmental programmes, visit <http://global.epson.com/SR/environment>.

SEE VIBRANT, REALISTIC COLOURS WITH HIGH COLOUR BRIGHTNESS.



*Leading Epson business and education projectors vs. leading 1-chip DLP projectors, selected according to NPQ data as of July 2012. Based on U.S. research conducted by Redbus Research.

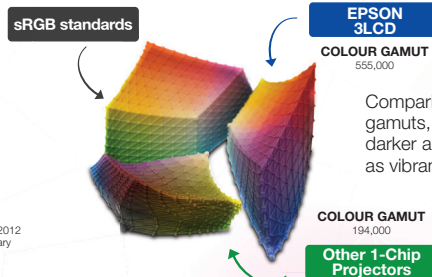
See colours like never before. Epson 3LCD projectors deliver brilliant colours that match its white brightness to give you balanced, realistic, and vibrant images. It's no wonder Epson projectors are the people's preferred choice.



Up to 3X Wider Colour Gamut

Colour gamut refers to the range of colours that can be reproduced by a display device – the wider the gamut, the more realistic it is. Epson 3LCD projectors project three times wider gamut that matches closely to the original standard of a display device (sRGB), as compared to 1-chip projectors.

*Compared against similarly-priced leading 1-chip DLP® business and education projectors based on NPQ data from July 2011 through June 2012 (available from www.npq.com). Colour brightness (colour light output) measured in accordance with IDMS 15.4. Actual colour brightness will vary depending on actual usage conditions. 3LCD® is a registered trademark of Seiko Epson Corporation. DLP® is a registered trademark of Texas Instruments, Inc. and its use here does not imply any affiliation with or endorsement by them.



Comparing the yellow corners among the three gamuts, 1-chip projectors have a distinctly darker and smaller set of colours which are not as vibrant as Epson 3LCD projectors.

Up to 3X Brighter Colours

Epson 3LCD projectors deliver up to three times the colour brightness, effortlessly creating the same colour and white brightness, resulting in faithful images with superior colour balance.



No Rainbow Effect



With 1-chip projectors, the spinning motion of the sequential colour wheels tend to cause colours to break out into distinct red, green and blue. Called the rainbow effect, this may cause users to suffer headaches with prolonged viewing. Epson projectors do not give out this effect, giving users a comfortable experience.



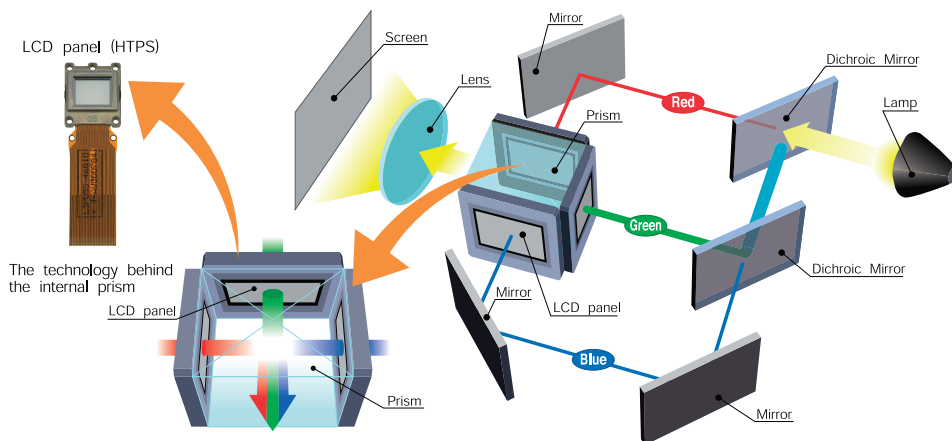
EPSON 3LCD TECHNOLOGY – FOR BRIGHT, FAITHFUL COLOURS

3LCD projectors offer brighter and more accurate colours as they produce different shades and hues by filtering, then mixing beams of the three primary colours (red, green and blue).

In a 3LCD projector, white light is first split into the three beams of primary colours. Each beam is then filtered through its own LCD that will give each individual pixel of the image its exact brightness for each colour. The colour beams are then perfectly recombined in a prism before being projected out as a complete image.

This compares to projectors using single-chip technology that actually project individual colours sequentially by filtering their single white light beam through a colour wheel, and then relying on human colour perception to combine the colours in the viewers' minds.

As a result, 3LCD projectors also offer greater detail, smoother gradations, no "colour breakup" effect, are easier on viewers' eyes, and consume about 25% less power to achieve the same brightness compared to a single-chip projector using a lamp of the same wattage.



3LCD projector : RGB are projected at the same time, which makes the single composite image easy on the eyes.



www.epson.co.in/clo

To learn more about 3LCD engines, visit www.3lcd.com

- An independent test by projector review media ProjectorCentral.com in 2009 of about 800 projectors found that on average, 3LCD projectors use 25% less power than single-chip projectors.



BIGGER PROJECTION. BRIGHTER FUTURE.

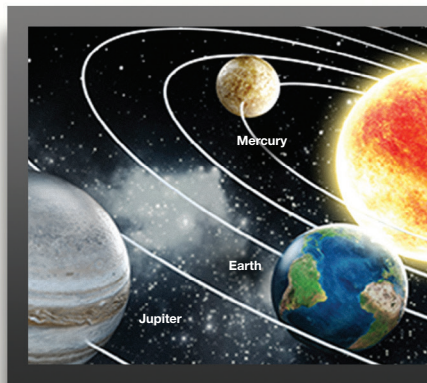
“More than half of the students are unable to read certain contents displayed on a 70" flat panel display.”

- Radius Research.



Epson Projector

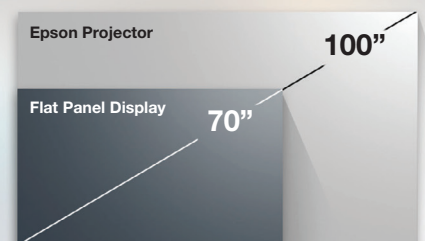
Flat Panel Display



58% of students from US, 61% from UK, and 57% from Singapore are unable to read contents on a 70-inch flat panel display*. This is why we've built projectors that depict larger and more immersive pictures, so that you can fully engage your audience and maximise every learning experience with exquisite detail and vibrancy. By not downsizing classroom displays to flat panels—you ensure the brightest minds of our future are not hindered by contents displayed too small and unreadable. Experience the real practical difference today.

To find out more, visit www.epson.co.in/displaysizematters

*Based on research conducted by Radius Research in US, UK and Singapore. The research was done using a 70-inch class 4k resolution flat panel in a 22' x 27' / 22' x 26' / 22' x 30' classroom-style arrangement respectively. When asked to copy down six short items of information from slides displayed, 58% of students from US, 61% from UK, and 57% from Singapore, aged 12-22, copied at least one item incorrectly.



PROTECT YOUR PROJECTOR. USE GENUINE LAMPS.



Don't compromise on safety – use Epson genuine lamps to avoid damaging your projector. Eliminate the risk of melting parts of your projector, as well as breaks that result in high-voltage shutdown. With a 0% failure rate even after 2,000 hours of usage – compared to 70% in non-genuine lamps – Epson genuine lamps are safer and more reliable. Choose the best possible viewing experience filled with long-lasting sharpness and colour in every projected image with Epson.

GENUINE EPSON LABEL

To ensure the best quality and safety when using your Epson Projector, look for the “Genuine EPSON Colour Shifting Label” on your projector lamp. Real quality and value, only with Epson genuine supplies.



DANGERS OF NON-GENUINE LAMPS




UNRELIABLE

Counterfeit lamps deteriorate and break much faster than genuine ones.



UNSAFE

Parts of your Epson projector such as the housing or wires may melt, disconnect, or become damaged when using non-genuine lamps.



POOR IMAGE QUALITY

Counterfeit lamps may result in inaccurate colour projection, lower brightness levels, as well as flickering images that spoil your viewing experience.

SPECIFICATIONS

EB-1450U i/1460U i/1470Ui

EPSON
EXCEED YOUR VISION

MODEL NUMBER		EB-1450Ui	EB-1460Ui	EB-1470Ui
Projection Technology		RGB liquid crystal shutter projection system		
Specifications of Main Parts				
Projection Lens	LCD	0.67" (D10)		
	Size	WUXGA		
	Native Resolution	No Optical Zoom / Focus (Manual)		
	Type	1.60		
	F-Number	4.2mm		
	Focal Length	1.0 - 1.35 (Digital Zoom)		
Light Source	Zoom Ratio	0.27 - 0.37 (Wide to Tele)		
	Throw Ratio			
Type	Lamp: 267W UHE	Lamp: 300W UHE	Laser Diode	
	Life (Normal / Eco / Extended)	5,000 ¹⁾ / 10,000 ¹⁾ / N/A hrs	20,000 / N/A / 30,000 hrs	
Screen Size (Projected Distance)		70" - 100" [40.5 - 59.3 cm] 90" screen 53cm		
Brightness ²⁾				
White Light Output (Normal / Eco)		3,800lm / 2,900lm	4,400lm / 2,900lm	4,000lm / 2,800lm
Colour Light Output		3,800lm	4,400lm	4,000lm
Contrast Ratio		16,000:1		Over 2,500,000:1
Internal Speaker(s)		16W Mono x 1		
Sound Output				
Geometric Correction				
Vertical / Horizontal Keystone		±3° / ±3°		
Quick Corner		Yes		
Connectivity				
Analog Input	D-Sub 15Pin	1 (Blue)		
	Composite	RCA x 1 (Yellow)		
Digital Input	HDMI	2 (HDMI 1: In common with MHL)		
Analog Output Terminal	D-Sub 15Pin	1 (Black)		
Digital Output Terminal	DVI-D	1 (HDCP contents are not supported)		
Audio Input	Stereo Mini Jack	2		
Audio Output	Stereo Mini Jack	1		
Others	USB Type A	2 (for USB Memory, Printer, USB Document Camera, Firmware Update, Copy OSD Settings)		
	USB Type B	1 (for USB Display, Mouse, K/B, Control, Interactive, Saving Data File to PC via Cable)		
Control I/O	RS-232C	D-Sub 9pin x 1		
	Interactive Sync	In x 1, Out x 1		
	Touch Unit Control	Mini DIN 8pin x 1		
	Remote	Stereo Mini x 1 (For Control Pad)		
Network	Wired LAN	RJ45 x 1 (100Mbps)		
	Wireless	Yes (ELPAP10 Included)		
Wireless Specification (Wireless LAN)				
Supported Speed For Each Mode		IEEE 802.11b: 11Mbps ³⁾ , IEEE 802.11g: 54Mbps ³⁾ , IEEE 802.11n: 130Mbps ³⁾		
Supported Mode		Infrastructure, Access Point		
Wireless LAN Security		Quick Mode: WPA2-PSK Advanced Mode: WPA/WPA2-PSK, WPA/WPA2-EAP Supported EAP Type: PEAP, PEAP-TLS, EAP-TLS, EAP-Fast, LEAP		
Wireless Specification (Miracast)				
Supported Speed For Each Mode		N/A	IEEE 802.11g (2.4GHz): 54 Mbps ⁴⁾ , IEEE 802.11n (2.4GHz): 130.0 Mbps ⁴⁾ , IEEE 802.11a (5GHz): 54 Mbps ⁴⁾ , IEEE 802.11n (5GHz): 270.0 Mbps ⁴⁾ , IEEE 802.11ac (5GHz): 780Mbps ⁴⁾	
Supported Mode		N/A	Wi-Fi Direct	
Interactive Specification				
Interactive Unit				
Technology		Infrared		
Input Devices	Interactive Pen Finger	Digital Pen (Easy Interactive Pen 1 & 2)		
Connection To Computer		Yes (Up to 6 Fingers)		
Calibration		USB, Network		
Functions		Pen: Auto / Manual (25 Points) , Finger: Manual (16 Points)		
Touch Unit		Hover, Right Click, Auto Adjust Pen Area		
Maximum Dimension (D x W x H)		51 x 210 x 95 mm		
Weight		450g		
Operating Temperature ⁵⁾				
Single Use		5 - 40 °C <41 - 104 °F> (0m / 0ft to 2,286m / 7,500ft) 5 - 35 °C <41 - 95 °F> (over 2,286m / 7,500ft) (20% - 80% humidity, No condensation)		0 - 45 °C <32 - 113 °F> (20% - 80% humidity, No condensation)
Multi-projection Use		5 - 35 °C <41 - 95 °F> (0m / 0ft to 2,286m / 7,500ft) 5 - 30 °C <41 - 86 °F> (over 2,286m / 7,500ft) (20% - 80% humidity, No condensation)		0 - 40 °C <32 - 104 °F> (20% - 80% humidity, No condensation)
Operating Altitude		0 - 3,000 m (0 - 9,842 ft) (over 1,500m / 4,921ft: with high altitude mode)		
Direct Power On / Off		Yes / N/A		
Start-Up Period		About 8 seconds, Warm-up Period: 30 seconds		Less than 9 seconds (Epson Logo) Quick Startup: Approx 5 seconds (HDMI/ Computer/Video input) Warm-up period: 30 seconds
Cool Down Period		Instant Off		
Air Filter	Type	Electrostatic Filter		
	Maintenance Cycle ⁶⁾	10,000 hour		
Power Supply Voltage		100 - 240 V AC ±10%, 50/60 Hz		
Power Consumption (220 - 240V)				
Lamp On (Normal / Eco)		401W / 334W	467W / 364W	423W / 332W
Standby (Network On / Off)		3.0W / 0.32W		2.0W / 0.3W
Dimension Excluding Feet (D x W x H)		447 x 474 x 130 mm		
Weight		Approx. 8.4 kg		
Fan Noise (Normal / Extended / Quiet)		37dB / 30dB / NA	Approx. 8.5 kg 38dB / 30dB / NA	Approx. 11.4 kg 38dB / 37dB / 27dB

¹⁾ Lamp life will vary depending upon mode selected, environmental conditions and usage. Lamp brightness decreases over time.

²⁾ Colour brightness (colour light output) and white brightness (white light output) will vary depending on usage conditions. Colour light output measured in accordance with IDMS 15:4; white light output measured in accordance with ISO 21118.

³⁾ Maximum speed and range is achievable when used with same enhanced mode technology. Actual data rates, features and performance may vary depending on your computer system, the environment and other factors.

⁴⁾ These models and actual data throughput depend on supported wireless mode of source devices and/or environmental conditions.

⁵⁾ When environmental temperature becomes high, the brightness becomes dark automatically.

⁶⁾ When used in the general office environment (the amount of floating dust: 0.04 - 0.2 mg/m³). Based on the Epson's in-house test results.

EPSON INDIA PVT. LTD.

12th Floor, The Millenia, Tower A, No.1,
Murphy Road, Ulsoor, Bangalore - 560 008.
Tel: 080-30515000 Fax: 080-30515005

Regional Offices:

Ahmedabad - 26407176/77, Chennai - 30277500/11, Cochin - 4012315,
Coimbatore - 98942 19200, Kolkata - 65009370/77, Mumbai - 28261515/17,
New Delhi - 46585444, Pune - 30286000, Secunderabad - 40359898

Epson Helpline:

For product info, service or to order a ribbon cartridge - 1800 425 0011
For service - 1860 3000 1600 (9AM - 6PM) (Mon - Sat)

www.epson.co.in


Supplied Accessories

Power Cable
USB Cable: 5m x 2, 1.8m x 1
Remote Control with Battery Attached
Interactive Pens: 2 pens with AA Battery
Pen Stand: 1
Setting Plate
Light Curtain Unit
Light Curtain Unit Bracket
Pen Tip (Felt): 4
Pen Tip (Teflon): 2
Pen Tip Holder
Control Pad
Wireless LAN Unit (ELPAP10)
Stereo Mini for Control Pad


Optional Accessories

Spare Lamp: ELPLP92 (EB-1450Ui / EB-1460Ui)
Air Filter: ELPAF45 (EB-1450Ui / EB-1460Ui)
ELPAF43 (EB-1470Ui)
Remote Control Cable Set: ELPKC28 (10m x 2)
(for synchronization of Interactive IR)
Setting Plate: ELPMB46 (EB-1450Ui / EB-1460Ui)
ELPMB53 (EB-1470Ui)
Table Mount Bracket: ELPMB29
Easy Interactive Pen 1 (Orange): ELPPN05A
Easy Interactive Pen 2 (Blue): ELPPN05B
Replacement Hard Pen Tips: ELPPS03 (for ELPPN05)
Replacement Soft Pen Tips: ELPPS04 (for ELPPN05)

EB-1450Ui / EB-1460Ui



EB-1470Ui



© 2017 Epson India Pvt. Ltd. All Rights Reserved. Reproduction in part or in whole, without the written permission from Epson, is strictly prohibited.

EPSON and EXCEED YOUR VISION are registered trademarks of Seiko Epson Corporation.

All other product names and other company names used herein are for identification purposes only and are the trademarks or registered trademarks of their respective owners.

Epson disclaims any and all rights in those marks. Projected images shown herein are simulations. The actual product design and contents may vary. Specifications are subject to change without notice and may vary between countries. Please check with local Epson offices for more information.

Apple, iPad and iPhone are trademarks of Apple Inc., registered in the U.S. and other countries. App Store is a service mark of Apple Inc.

Android is a trademark of Google Inc.

Information correct as at April 2018

Dealer's Stamp

