

# OPEN UP NEW POSSIBILITIES WITH MULTI-PLATFORM INTEGRATION.



## Boost workflow efficiency with Epson's Open Platform Integration.

The new and compact Epson WorkForce DS-800WN and DS-900WN deliver a higher level of efficiency and versatility to boost productivity. With the innovative Open Platform feature, you can seamlessly integrate third-party applications, enhancing your workflow with tailored solutions. Additionally, impressive speeds up to 70ppm\* and built-in Ethernet connectivity allow you to easily share your files through the 4.3" LCD Touchscreen panel with customised settings. Experience unparalleled performance and adaptability for your business needs.

\*For DS-900WN.



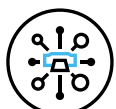
Scan up to A4



4.3" LCD Touchscreen Panel



One-Pass Duplex Scanning



Open Platform Enabled



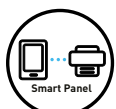
Built-in Ethernet



Wi-Fi / Wi-Fi Direct



Epson Connect



Epson Smart Panel

## ENGINEERED FOR good

### Efficient Scanning

The DS-800WN/DS-900WN delivers high scan speeds of up to 50ppm/70ppm and an ADF capacity of 100 sheets, allowing you to scan larger volumes easily.

### Epson Open Platform

Enables seamless integration with third-party applications, offering flexibility and customisation to adapt to evolving business needs and IT systems.

### Reliable Media Protection

Ultrasonic double feed detection and advanced paper protection mechanisms ensure reliable scanning, safeguarding your original media from damage and maintaining document integrity.

## Greener System Solutions with Smart Integration

The WorkForce DS-800WN/DS-900WN is a compact A4 sheet-fed scanner designed to enhance business scanning efficiency with seamless IT integration via Epson Open Platform.

**Up to 30% recycled plastic\*** is used to produce the main unit to provide businesses with a greener solution without compromising performance.

\*The usage ratio of recycled plastic is subject to change depending on the availability of raw materials. Ratio of recycled materials weight / total plastic weight mainly used for exterior parts.

## Efficient Scanning Solutions

### Fast and Compact Scanning

Designed to fit seamlessly into any office space, these compact yet powerful scanners deliver scan speeds of up to 70 ppm and feature an Automatic Document Feeder (ADF) with a capacity of up to 100 pages.

DS-800WN  
50 ppm / 100 ipm

DS-900WN  
70 ppm / 140 ipm



### Built-in Connectivity

The DS-800WN/DS-900WN is equipped with built-in Ethernet and Wi-Fi connectivity, making it easy to share the scanner in a multi-user environment. It also acts as an access point, enabling up to eight Wi-Fi devices to connect directly.



### PC-less Operation

Scan-to functions allow simplify the scanning workflow by allowing users to scan documents directly to Network folders, Email, USB and Cloud. Using the large 4.3" touchscreen, users can operate the scanner more conveniently without the use of local PC.



## Versatile Media Handling

Handling mixed media has never been easier with the DS-800WN/DS-900WN, with the ability to support wide range of media types such as plastic cards, receipts and long paper. Paper weights ranging from 27 gsm to 413 gsm, and documents up to 6,096 mm in length are supported.



Document Length  
up to  
6,096  
mm

## User-friendly and Reliable Operation

### Ultrasonic Double Feed Detection

The scanner's ultrasonic sensor detects if multiple sheets are fed at once. If a double feed occurs, the scanner stops and alerts the user to adjust the documents before resuming. This feature ensures all documents are scanned and improve work efficiency.




### Paper Protection

Upon detection of abnormal paper feeding, stapled or folded paper, scanner will automatically stop to prevent damage to important documents.



### Image Sensor Glass Dirt Detection

Reduce the inconvenience to rescan due to poor image quality by alerting the user to clean the glass surface upon detection of dirt or dust inside the scanner.



## Seamless System Integration with Epson Open Platform (EOP)

Epson Open Platform (EOP) transforms Epson's scanners and printers into flexible and customisable devices, adapting to customer's workflow.

EOP-compliant devices offer complete control over printing, customisable interfaces, workflow management, and enhanced security. EOP allows independent software vendors (ISVs) to create tailored solutions by embedding their user interface into the device control panel.



### Compatible with Third-party Software Solutions

Epson Open Platform is compatible with a range of third-party software solutions for print management and document processing.



### Developing with Epson Open Platform

Software vendors can develop their solutions with Epson Open Platform API using HTML, CSS and JavaScript to integrate Epson devices into their software solutions.

Please contact Epson if you wish to integrate Epson products into your solutions with Epson Open Platform.

### Supports Wide Range of Epson Products

Embed your single solution across a wide range of Epson products with minimal development required.



## Compatible Software Solutions

### Document Management

#### Document Capture Pro Limited functionality for Mac version of Document Capture

Automate your workflow at the touch of a button. Convert documents into searchable PDF files or editable Office documents with its built-in OCR capability. Documents can be named and sorted into different folders conveniently by detecting barcodes, text characters and other methods. You can also capture data from a document with index function. The user can select up to 10 areas each by OCR or OBR and export a data file for further processing.



### Centralised Solutions

#### Epson Print Admin

A server-based solution that creates a secured centralised printing and scanning environment through user authentication. Release print jobs and distribute document automatically based on the user's account information. Expand the capabilities of document distribution with Epson Print Admin - Advanced Workflows\*. Convert documents into Searchable PDF with built-in OCR and automate processes by various job separation methods.



#### Epson Print Admin Serverless

Create a secure environment by authentication without the need to install a server. Register up to 300 user IDs in the device and conveniently distribute documents by email or to folder based on each user account information.



### Fleet Management

#### Epson Device Admin

Setup, manage, and deploy a fleet of Epson devices effortlessly. Ensure maximum uptime, productivity and cost savings with automatic alerts and reporting capabilities. All device information can be accessed via a single application.



#### Epson Remote Services

A cloud-based system designed for remote monitoring and managing devices from any location through the internet. It provides accurate information of the device, allowing issues to be resolved without on-site visits, effectively improve device uptime in your customer's premises.



\*Epson Print Admin - Advanced Workflows is a paid add-on feature.

## SPECIFICATIONS

Product Name	DS-800WN	DS-900WN
SKU Code	B11B276503	B11B276503
<b>Scanner</b>		
Scanner Type	A4 sheet-fed, one-pass duplex colour scanner	
Sensor Type	Colour Contact Image Sensor (CIS) x 2	
Scanning Method	Fixed carriage and moving document	
Light Source	RGB LED x 2	
Optical Resolution <sup>1</sup>	600 x 600 dpi	
Output Resolution	50 - 1,200 dpi (in 1 dpi increments)	
Bit Depth		
Colour	30-bit input, 24-bit output	
Grayscale	10-bit input, 8-bit output	
Black & White	10-bit input, 1-bit output	
Document Size		
Minimum	50.8 x 50.8 mm	
Maximum	215.9 x 6,096 mm	
Supported Paper Weight	27 - 413 g/m <sup>2</sup> , Less than A8 size: 127 - 413 g/m <sup>2</sup>	
ADF Capacity	100 sheets (80 g/m <sup>2</sup> )	
Daily Scan Volume	Up to 8,000 sheets / day   Up to 11,000 sheets / day	
Multi-feed Detection	Ultrasonic Sensor and Length Detection	
Interface	USB 3.2 Gen 1, Ethernet (1000BASE-T/100BASE-TX/10BASE-T), Wi-Fi (IEEE 802.11 b/g/n), Wi-Fi Direct (max 8 connections), USB 2.0 Host Folder, FTP/SFTP, SharePoint (WebDAV), Email, Memory Device, Cloud (Epson Connect)	
Scan to Destinations		
<b>USB Host Function</b>		
Type of Devices	Memory Devices	
Function	Scan to Memory Device	
File Format	JPEG, TIFF, Multi-TIFF, PDF, PDF/A	
<b>Scanning Speed<sup>2</sup></b>		
Resolution (A4, Colour/Monochrome)		
300 dpi	50 ppm / 100 ipm	70 ppm / 140 ipm
600 dpi	21 ppm / 42 ipm	21 ppm / 42 ipm
<b>Drivers and Software</b>		
Supported OS (Scanner Driver)	Windows 7 / 8 / 8.1 / 10 / 11, Server 2008 / 2012 / 2016 / 2019 / 2022	
Mac	Mac OS X 10.9 or later, macOS 11 or later	
Driverless Solutions	Apple AirPrint, Mopria, Chrome OS	
Driver Compatibility	TWAIN, SANE, WIA, ICA, ISIS	
Bundled Software	Epson Scan 2 ISIS Driver (Web Download) Epson Scan OCR Component Epson Scan PDF Extensions Document Capture Pro (Windows) / Document Capture (Mac)	
Software Solutions Compatibility	Epson Open Platform Epson Print Admin Epson Print Admin - Advanced Workflows Epson Print Admin Serverless Epson Device Admin Epson Remote Services Epson Smart Panel (iOS / Android)	
File Format	Epson Scan 2: JPEG, TIFF, Multi-TIFF, PDF, Searchable PDF, BMP, PNG Document Capture Pro (Win): JPEG, JPEG2000, BMP <sup>3</sup> , PDF, Searchable PDF, TIFF, Multi-TIFF, PNG, DOCX, XLSX, PPTX	
<b>Control Panel</b>		
LCD Screen	4.3" LCD Touchscreen	
<b>Electrical Specifications</b>		
Rated Voltage	AC 100 - 240 V	
Rated Frequency	50 - 60 Hz	
Power Consumption		
Operating	18 W (USB), 19 W (Wi-Fi/Ethernet)   19 W (USB/Wi-Fi), 20 W (Ethernet)	
Ready Mode	5.6 W (USB), 5.8 W (Wi-Fi), 6.1 W (Ethernet)	
Sleep Mode	1.2 W (USB/Ethernet), 1.4 W (Wi-Fi)	
Power Off	0.1 W	
<b>Environmental Conditions</b>		
Temperature		
Operating	5 - 35 °C	
Storage	-25 - 60 °C	
Humidity		
Operating	15 - 80 % (No condensation)	
Storage	15 - 85 % (No condensation)	
<b>Options &amp; Consumables</b>		
Roller Assembly Kit	Durability	Order Code
Paper Alignment Plate	200,000 scans	B12B819721
	-	B12B819701

### Dimensions & Weight

#### DS-800WN

Weight: 3.7 kg / 8.16 lb



#### DS-900WN

Weight: 3.7 kg / 8.16 lb



### What's in the box:

- Scanner Main unit
- USB 3.0 Cable
- AC Adapter
- Power Cable
- Setup Guide
- Warranty Card
- Paper Alignment Plate (DS-900WN only)

<sup>1</sup> Scanning resolution as defined by ISO14473.

<sup>2</sup> Based on A4 size documents.

<sup>3</sup> For Windows version only.

©2024 Epson India Pvt. Ltd. All Rights Reserved. Reproduction in part or in whole, without the written permission from Epson, is strictly prohibited.

EPSON is a registered trademark of Seiko Epson Corporation.

All other product and company names used herein are for identification purposes only and are the trademarks or registered trademarks of their respective owners.

Epson disclaims any and all rights in those marks. Projected images shown herein are simulations. The actual product design and contents may vary. Specifications are subject to change without notice and may vary between countries. Please check with local Epson offices for more information.

Dealer's Stamp

Information corrected at December 2024.

### EPSON INDIA PVT. LTD.

Godrej Centre, Hebbal, 11th Floor, Sahakar Nagar,  
Byatarayanapura, Bengaluru, Karnataka 560 092.  
Tel:080-6939 5000 Fax:080-6939 5005

### Regional Offices:

Ahmedabad 4037 0075, Chennai 3967 7500, Ernakulam 4012 315, Coimbatore 98942 19200,  
Hyderabad 4857 0032, Jaipur 4923 119, Kolkata 4603 4714/15/29/30, Mumbai 3079 8200,  
New Delhi 4107 3101, 4752 2414, Pune 2998 0641



Epson Helpline: For product info or service - 1800 425 0011  
For service: 1800 123 001 600 or 1860 3000 1600 (9 am - 6 pm) (Mon - Sat)  
Email: labels@eid.epson.co.in

www.epson.co.in