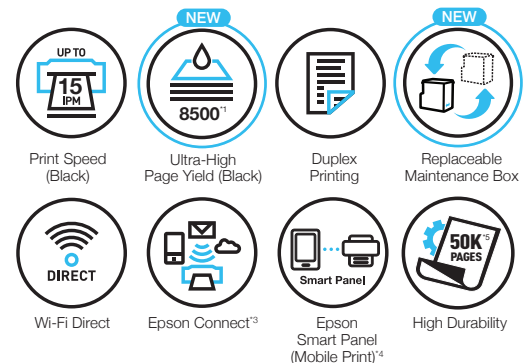


# THE NEXT GENERATION OF ECOTANK PRINTERS FOR HOME AND SMALL BUSINESSES.



## Experience powerful performance in a compact design.

The EcoTank L4360 and L4366 offer high-quality, ultra-low-cost printing with an 8,500<sup>11</sup> ultra-high page yield ink bottle. Thanks to Heat-Free Technology, users can also print responsibly with lower power consumption.



## ENGINEERED FOR good



### Improved Design

The all-new EcoTank printer is more compact and lighter, making it an ideal fit for any home or small office environment.

### Productivity Meets Durability

Enjoy fast printing with auto-duplex functionality at speeds of up to 15 ipm<sup>12</sup>. Designed with durability in mind, you can print up to 50,000 pages – covered under warranty<sup>15</sup>.

### Ultra Low Printing Cost

Print with confidence using our high-yield, low-cost ink bottles. Our pigment-based black ink ensures water-resistant prints for black-and-white documents.

<sup>11</sup> Applicable to 001 BK ink bottle only.

<sup>12</sup> Print speed is based on simplex black-and-white printing, measured in accordance with ISO 24734 on A4-sized paper.

<sup>13</sup> Supported Epson Connect features: Epson Smart Panel, Epson Email Print and Remote Print Driver.

<sup>14</sup> Download Epson Smart Panel App from IOS or Android App Stores.


<sup>15</sup> Printhead included under warranty. For more information, please refer to [www.epson.com.sg](http://www.epson.com.sg).

SPECIFICATIONS


|   |  |   |
|---|--|---|
| Model Number  | L4360 / L4366  |   |
| Printer Type  | Print, Scan, Copy  |   |
| Printing  |  |   |
| Printing Technology   | PrecisionCore Printhead  |   |
| Nozzle Configuration  | 400 x 1 nozzles Black<br>128 x 1 nozzles per colour (Cyan, Magenta, Yellow)  |   |
| Print Direction   | Bi-directional printing  |   |
| Maximum Resolution  | 4,800 x 1,200 dpi (with Variable-Sized Droplet Technology)   |   |
| Minimum Ink Droplet Volume  | 3.3 pl   |   |
| Print Speed <sup>*1</sup>   | Up to 33 ppm / 20 ppm<br>Simplex: Up to 15.0 ipm / 8.0 ipm   Duplex: Up to 6.5 ipm / 4.5 ipm<br>Simplex: Approx. 9.0 sec / 15.0 sec   Duplex: Approx. 17.0 sec / 25.0 sec<br>Approx. 60 sec / 82 sec |   |
| Draft Text - Memo, A4 (Black <sup>#1</sup> / Colour <sup>#2</sup> ) |  |   |
| ISO 24734, A4 (Black / Colour)                                      |  |   |
| First Page Out Time (Black / Colour)                                |  |   |
| Photo Default - 10 x 15 cm / 4 x 6 <sup>"12</sup> #3                |  |   |
| (Border / Borderless)   |  |   |
| Printer Language  | ESC/P-R  |   |
| Automatic 2-sided printing  | Yes  |   |
| Copying   |  |   |
| Copy Speed  | Up to 11 ipm / 5.5 ipm   |   |
| ISO 29183, A4 (Black / Colour), Flatbed                             |  |   |
| Copy Quality  | Standard / High  |   |
| Reduction / Enlargement   | 25 – 400%  |   |
| Maximum Copies from Standalone                                      | 99 copies  |   |
| Maximum Copy Resolution   | 600 x 600 dpi  |   |
| Maximum Copy Size   | A4, LTR  |   |
| Scanning  |  |   |
| Scanner Type  | Flatbed colour image scanner   |   |
| Sensor Type   | CIS  |   |
| Optical Resolution  | 1,200 x 2,400 dpi  |   |
| Maximum Scan Area   | 216 x 297 mm (8.5 x 11.7")   |   |
| Scanner Bit Depth   |  |   |
| Colour  | 48-bit input, 24-bit output  |   |
| Grayscale   | 16-bit input, 8-bit output   |   |
| Black & White   | 16-bit input, 1-bit output   |   |
| Scan Speed (Flatbed)  |  |   |
| Monochrome  | Up to 10 sec   |   |
| Colour  | Up to 24 sec   |   |
| Paper Handling  |  |   |
| Paper Feed Method   | Friction feed  |   |
| Number of Paper Trays   | 1  |   |
| Paper Hold Capacity   |  |   |
| Input Capacity  | 100 sheets of A4 Plain Paper (80g/m <sup>2</sup> )<br>20 sheets of Premium Glossy Photo Paper<br>30 sheets of A4 Plain Paper (80g/m <sup>2</sup> )<br>20 sheets of Premium Glossy Photo Paper        |   |
| Output Capacity   | A4, A5, A6, B5, B6, Letter, Legal, Indian-Legal, 100 x 148mm, 3.5 x 5", 4 x 6", 5 x 7", 5 x 8",<br>8 x 10", 8.5 x 13", 16:9 Wide, 16K, Envelopes: #10, DL, C6<br>215.9 x 1,200 mm (8.5 x 47.24")     |   |
| Support Paper Size  | 0 mm top, left, right, bottom via custom settings in printer driver <sup>*3</sup>  |   |
| Maximum Paper Size  |  |   |
| Print Margin  |  |   |
| Support Paper Weight  | 64 – 90 g/m <sup>2</sup>   |   |
| Plain Paper   | 102 – 300 g/m <sup>2</sup>   |   |
| Photo Paper   |  |   |
| Interface   |  |   |
| USB   | USB 2.0  |   |
| Network   | Wi-Fi IEEE 802.11b/g/n, Wi-Fi Direct   |   |
| Network Protocol  | TCP/IPv4, TCP/IPv6   |   |
| Network Printing Protocol   | LPD, PORT9100, WSD   |   |
| Network Management Protocols  | SNMP, HTTP, DHCP, APIPA, PING, DDNS, mDNS, SLP, WSD, LLTD  |   |
| Control Panel   |  |   |
| LCD Screen  | 1.44" Colour LCD Screen  |   |
| Mobile and Cloud Printing   |  |   |
| Epson Connect   | Epson Smart Panel, Epson Email Print, Remote Print Driver  |   |
| Driverless Solutions  | Apple AirPrint, Mopria Print Service, Chrome OS  |   |
| Supported Operating Systems   |  |   |
| Windows   | Windows 7 / 8 / 8.1 / 10 / 11, Windows Server 2008 / 2012 / 2016 / 2019 / 2022 / 2025  |   |
| Mac   | Mac OS X 10.9.5 or later, macOS 11 or later  |   |
| Printer Software  |  |   |
| Software Solutions Compatibility                                    | Epson Photo+, Epson ScanSmart, Epson Device Admin, Epson Remote Services   |   |
| Electrical Specifications   |  |   |
| Rated Voltage   | AC 220-240 V   |   |
| Rated Frequency   | 50 - 60 Hz   |   |
| Power Consumption   |  |   |
| Operating   | 13 W   |   |
| Standby   | 6.2 W  |   |
| Sleep   | 0.6 W  |   |
| Power Off   | 0.1 W  |   |
| Noise Level   |  |   |
| PC Printing / Premium Glossy Photo Paper                            | Sound Power (Black / Colour) 5.3 / 5.4 B(A),<br>Sound Pressure (Black / Colour) 40 / 40 dB(A)  |   |
| Best Photo  | Sound Power (Black / Colour) 6.6 / 5.8 B(A),<br>Sound Pressure (Black / Colour) 53 / 45 dB(A)  |   |
| PC Printing / Plain Paper Default <sup>*4</sup>                     |  |   |
| Epson Consumable  |  |   |
| Black Ink Bottle  | }  | Page Yield <sup>*5</sup><br>8,500 pages |
| Cyan Ink Bottle   |  |   |
| Magenta Ink Bottle  |  | 6,500 (Composite Yield)                 |
| Yellow Ink Bottle   |  |   |
| Maintenance Box   |  | Order Code<br>001<br>001<br>C13T04D100  |

Dimensions & Weight

L4360  
Weight: 5.2 kg



L4366  
Weight: 5.2 kg



<sup>\*1</sup> Print speed (Pages Per Minute) is calculated when printed on A4 plain paper in the fastest mode, 10 x 15 cm photo print speed when printed on Epson Premium Glossy Photo Paper. Print speed may vary depending on system configuration, print mode, document complexity, software, type of paper used and connectivity. Print speed does not include processing time on host computer.



<sup>\*2</sup> When printed on Epson Premium Glossy Photo Paper.

<sup>\*3</sup> Borderless printing is supported up to A4, otherwise 3mm top, left, right, bottom.

<sup>\*4</sup> Default mode in accordance with ISO7779 for MFPs.

<sup>\*5</sup> Quoted yields are extrapolated based on Epson original methodology from the print simulation of Test Patterns provided in ISO/IEC 24712. Quoted yields are NOT based on ISO/IEC 24711. Quoted yields may vary depending on the images that you are printing, the paper type that you are using, the frequency of your prints and environmental conditions such as temperature. During the initial printer setup, a certain amount of ink is used to fill the print head's nozzles, therefore the yield of the initial bundled set can be lower.

© 2025 Epson Singapore Pte Ltd. All Rights Reserved. Reproduction in part or in whole, without the written permission from Epson, is strictly prohibited. EPSON is registered trademark of Seiko Epson Corporation. All other product names and other company names used herein are for identification purposes only and are the trademarks or registered trademarks of their respective owners. Epson disclaims any and all rights in those marks. Print samples shown are simulations only. Specifications and product availability are subject to change without notice and may vary between countries. Please check with local Epson offices for more information.

Dealer's Stamp

Information correct at time of printing  
Printed April 2025