

COMPACT PROJECTION SOLUTION FOR ALL YOUR BUSINESS NEEDS.



A power-packed solution for business, education, as well as projection signage and entertainment.

Epson's versatile and compact EB-L530U/L630U/L630SU/L730U series projectors are loaded with endless possibilities to project vivid and sharp images from 5,200 lumens up to 7,000 lumens^{*3} to your audience. Features such as center-lens placement, 360° installation, and a wide range of connectivity translates to a flexible and performance-focused projection solution to suit all your needs.



WUXGA Resolution



0.80 - 1.07^{*1} & 1.35 - 2.20^{*1}



Laser Light Source




Built-in Wireless^{*2}



Flexible Installation



Edge Blending Technology



Wireless Projection



Manual Lens Shift^{*2}



THE WORLD NO.1
 21 YEARS RUNNING



Superb Image Quality

High brightness projection of up to 7,000 lumens^{*3} with laser light source and WUXGA resolution.

Compact & Flexible

Lightweight yet durable body with a myriad of installation options.

Seamless Connectivity

Enjoy convenience in projection via wireless connections without troublesome settings.

^{*1} For EB-L630SU. ^{*2} Except for EB-L530U. ^{*3} For EB-L730U. *Source: Futuresource Consulting.

Massive and Brilliant. Stunning images beyond FULL HD.

Immerse in a stimulating and dynamic viewing experience with WUXGA resolution. Captivate your audience in lectures and meetings, impress your customers in stores, and maximise your reach at larger venues.

Superb Resolution
WUXGA, 1920x1200

High Brightness
Up to 7,000 lumens*¹

Large Screen Size
Up to 500"***²

High Contrast Ratio
Over 2,500,000:1

Laser Light Source
Up to 20,000*³
maintenance free hours



*1 For EB-L730U. Brightness for EB-L630U is 6,200 lumens, EB-L630SU is 6,000 lumens, EB-L530U is 5,200 lumens.

*2 Except EB-L630SU. Maximum screen size for EB-L630SU is 200 inch.

*3 20,000H life for Laser light source: Approximate time until brightness decreases 50% from first usage. Measured by acceleration test assuming use of 0.04 - 0.20 mg/m³ of particulate matter. Time varies depending on usage conditions and environments. Replacement of parts other than the light source may be required in a shorter period.



Fascinate more with super-resolution

Project detailed and crisp images with the Image Enhancement function. With a few simple steps, deliver enthralling, clear projections and level up your presentations.



With super-resolution

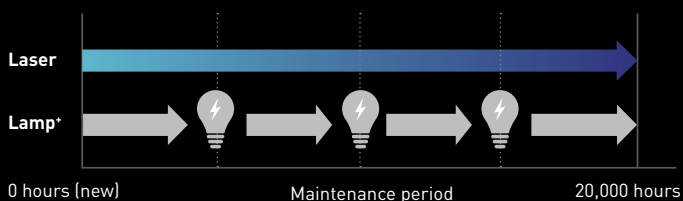


Without super-resolution

Save both your wallet and the environment

Without the need for lamp replacements and lower power consumption than its peers, enjoy higher savings while saving the earth with Epson's laser projectors. Do more with your maintenance-free laser projector, which runs on approximately 20,000 hours^{*3} of laser light source.

Maintenance period of laser and lamp[^]



Eco Features

- Uses just 0.3W of power in standby mode
- Projector optics employ lead-free lenses
- Unpainted plastic housing reduces the environment impact
- The flame retardants used in the plastic housing does not contain chlorine or bromine
- Laser light technology* eliminates the need for lamp replacements

* Compared with other conventional lamp projector that has lamp life of 5,000 hours.

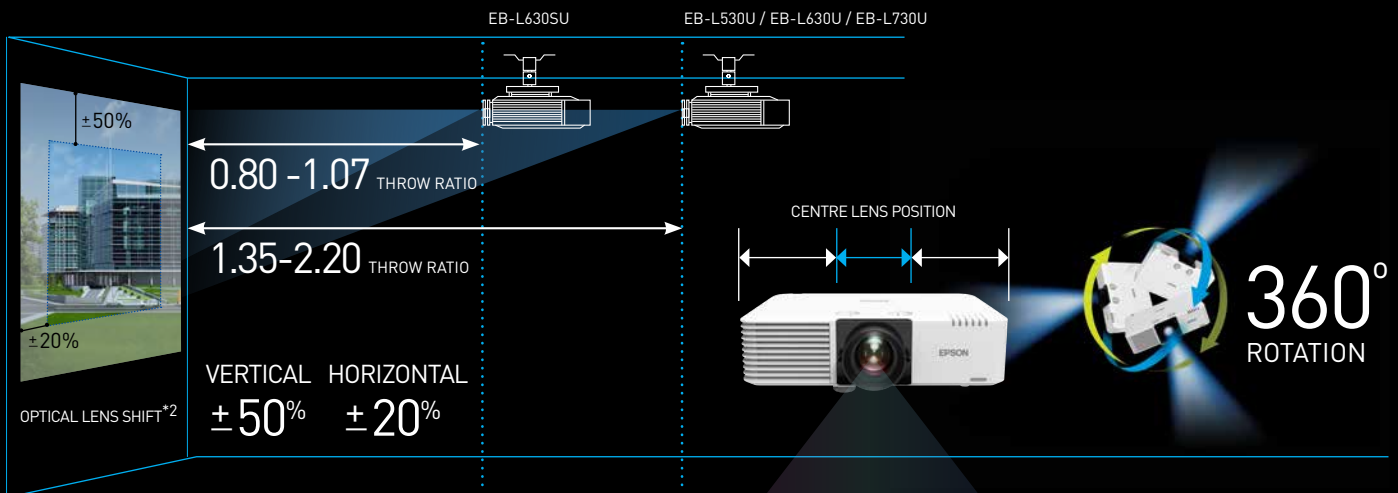
[^] Approximate time until brightness decreases 50% from first usage. Measured by acceleration test assuming use of 0.04 - 0.20 mg/m³ of particulate matter. Time varies depending on usage conditions and environments.

Better Products for a Better Future™

For more information on Epson's environmental programmes, visit <http://global.epson.com/SR/environment>.

Efficiency meets Flexibility. Fuss-free installation and operation.

With a wide range zoom of up to 1.6x zoom ratio*¹ and flexible 360° installation, you can fit the compact Epson laser projector even in the tightest spaces, without compromising image quality. Alongside its versatile connectivity, maximise efficiency in meeting rooms and enhance the experience in retail storefronts.



Wide Range Zoom & Lens Shift
Up to 1.6x zoom ratio*¹

Short Throw Capability*³
80" screen at 1.38m
Perfect for tight spaces

Flexible Installation
Any direction in 360°

Versatile Connectivity
2 x HDMI & HDBaseT for
long distance transmission*⁴



*¹ Except EB-L630SU with no optical zoom, only 1.35x digital zoom.

*² Except for L530U which has no lens shift.


*³ For EB-L630SU only.

*⁴ HDBaseT can transmit Full HD video, audio and control at low cost through cat 5e/6 cables or higher, up to 100 metres. Ideal for large venues.



Seamless multiple projection

Blend multiple projections seamlessly and easily into one large screen for maximum reach through Daisy-chaining with HDMI-out port. Correct any screen distortion quickly with the built-in geometric correction and edge blending function.



Customisable content playback

Create personalised content easily onto any desired surface with the built-in playback function. Upload your content wirelessly or simply connect and start projecting fuss-free. Ideal for projection signage at storefronts or places of interest.



Retail signages



Event signages



Project wirelessly

With built-in wireless connectivity, easily share content from your smart devices or PC using the Epson iProjection app.

Schedule and edit your playlist, convert movie formats, and manage data directly through Epson Content Manager.



Epson Projector
Content Manager



Epson
iProjection



Miracast support

With Miracast, you can now project Full HD videos and content wirelessly from compatible smart devices and laptops without additional software installation. With the screen mirroring* support, projecting from your smart devices has never been easier.

* If the Miracast function is activated, other network features will be disabled.



SPECIFICATIONS

MODEL NUMBER	EB-L530U	EB-L630U
SKU Number	V11HA27056	V11HA26056
Projection Technology	RGB liquid crystal shutter projection system (3LCD)	
Specifications of Main Parts		
LCD	Size	1.70 cm (0.67") (C2 Fine)
	Resolution	WUXGA
	Aspect Ratio	16:10
Projection Lens	Type	Optical Zoom (Manual) / Focus (Manual)
	F-Number	1.50 - 1.70
	Focal Length	20 - 31.8 mm
	Zoom Ratio	1.0 - 1.60
Lightsource	Throw Ratio	1.35 - 2.20 (Wide - Tele)
	Type	Laser Diode
	Life	20,000 hours (Normal) / 30,000 hours (Extended)
Screen Size (Projected Distance)		
Zoom: Wide	50" - 500" [1.44 - 14.76 m]	
Zoom: Tele	50" - 500" [2.35 - 23.84 m]	
Brightness¹		
White Light Output (Normal / Extended)	5,200 lm / 3,640 lm	6,200 lm / 4,340 lm
Colour Light Output (Normal)	5,200 lm	6,200 lm
Light Output (Center) ²	5,600 lm	6,500 lm
Contrast Ratio	Over 2,500,000:1	
Internal Speaker(s)		
Sound Output	10 W Monaural	
Keystone Correction		
Projection Orientation	360° Free	
Vertical / Horizontal	±30° / ±30°	
Connectivity		
Analog RGB Input	D-Sub 15Pin	2
Digital Input	HDMI	2 (HDCP 2.3)
	HDBaseT	1 (HDCP 2.3)
Audio Input	Stereo Mini Jack	2
USB Input	USB Type A	1 (For PC Free, Firmware Update and Copy OSD Settings)
	USB Type B	1 (For Mouse, K/B, Control and Firmware Update)
Control I/O	RS-232C	D-Sub 9 pin x 1
Analog Video Output	D-Sub 15Pin	1
Digital Video Output	HDMI	1 (HDCP 2.3)
Audio Output	Stereo Mini Jack	1
Network	Wired LAN	RJ45 x 1 (100 Mbps)
	Built-in Wireless	Yes
Wireless LAN (In-Built) and Screen Mirroring		
Supported Speed for Each mode	Infrastructure: IEEE 802.11b (2.4GHz): 11 Mbps ³ , IEEE 802.11g (2.4GHz): 54 Mbps ³ , IEEE 802.11n (2.4GHz): 72.2 Mbps ³ , IEEE 802.11a (5GHz): 54 Mbps ³ , IEEE 802.11n (5GHz): 150 Mbps ³ , IEEE 802.11ac (5GHz): 325 Mbps ³ Access Point (Wi-Fi Direct): IEEE 802.11g (2.4GHz): 54 Mbps ³ , IEEE 802.11n (2.4GHz): 72.2 Mbps ³ , IEEE 802.11a (5GHz): 54 Mbps ³ , IEEE 802.11n (5GHz): 150 Mbps ³ , IEEE 802.11ac (5GHz): 325 Mbps ³	
Supported Mode	Infrastructure, Access Point (Wi-Fi Direct)	
Supported Security Type	Infrastructure: OPEN (WPA2/WPA3-PSK/ WPA2/WPA3-EAP) Supported EAP Type: PEAP, PEAP-TLS, EAP-TLS, EAP-Fast Access Point (Wi-Fi Direct): WPA2-PSK (AES)	
Wireless LAN (Using Optional ELPAP11)		
Supported Speed for Each mode	N/A	Access Point (Wi-Fi Direct): IEEE 802.11g (2.4 GHz): 54 Mbps ³ , IEEE 802.11n (2.4 GHz): 72.2 Mbps ³ , IEEE 802.11a (5 GHz): 54 Mbps ³ , IEEE 802.11n (5 GHz): 150.0 Mbps ³ , IEEE 802.11ac (5 GHz): 325 Mbps ³
Supported Mode	N/A	Access Point (Wi-Fi Direct)
Supported Security Type	N/A	Access Point (Wi-Fi Direct): WPA2-PSK (AES)
Operating Temperature		
Single Use	Low Altitude (0 - 2,286m/7,500ft): 0 - 45 °C <32 - 113 °F> High Altitude (Over 2,286m/7,500ft to 3,048m/10,000ft): 0 - 40 °C <32 - 104 °F> 20% - 80% Humidity, No Condensation	
Multi-projection Use	Low Altitude (0 - 2,286m/7,500ft): 0 - 40 °C <32 - 104 °F> High Altitude (Over 2,286m/7,500ft to 3,048m/10,000ft): 0 - 35 °C <32 - 95 °F> 20% - 80% Humidity, No Condensation	
Operating Altitude	Over 1,500m/4,921ft with High Altitude Mode: 0 - 3,048m (0 -10,000ft)	
Direct Power On / Off	Yes	
Start-Up Period	8 sec (Epson Logo); Warm-up Period: 30 sec	
Quick Start-Up	Less than 5 seconds (Display)	
Cool Down Period	Instant Off	
Air Filter	Type	Electrostatic Filter
	Maintenance Cycle ⁴	20,000 hours (Normal) / 30,000 hours (Extended)
Power Supply Voltage	100 - 240 V AC ±10%, 50/60 Hz	
Power Consumption (220 - 240V)		
Laser Diode On (Normal / Extended)	293 W / 223W	345 W / 258 W
Standby (Normal / Eco)	2.0W / 0.3W	
Dimension Excluding Feet (D X W X H)	304 x 440 x 122 mm	
Weight	Approx. 7.7kg	Approx. 8.4 kg
Fan Noise (Normal / Eco)	31dB / 23dB	38 dB / 27dB

Supplied Accessories

Power Cable: 3m
HDMI Cable: 1.8m
Remote Control: Yes, with Alkaline AA Battery
Cable cover (Only for EB-L630U)
User guide

Optional Accessories

Air Filter: ELPAP56
HDBaseT Transmitter: ELPHD02
Safety Wire Set: ELPWR01

EB-L530U



EB-L630U



©2022 Epson India Pvt. Ltd. All Rights Reserved. Reproduction in part or in whole, without the written permission from Epson, is strictly prohibited.

EPSON and EXCEED YOUR VISION are registered trademarks of Seiko Epson Corporation.

All other product names and other company names used herein are for identification purposes only and are the trademarks or registered trademarks of their respective owners.

Epson disclaims any and all rights in those marks. Projected images shown herein are simulations. The actual product design and contents may vary. Specifications are subject to change without notice and may vary between countries. Please check with local Epson offices for more information.

Apple, iPad and iPhone are trademarks of Apple Inc., registered in the U.S. and other countries. App Store is a service mark of Apple Inc.

Android is a trademark of Google Inc.

Dealer's Stamp

Information correct at time of printing.
Printed August 2022

¹ Colour brightness (colour light output) and white brightness (white light output) will vary depending on usage conditions. Colour light output measured in accordance with IDMS 15:4; white light output measured in accordance with ISO 21118.

² This light output value is measured at the center of the screen as a reference value which is equivalent to lumens. There is no official standard for Light Output (Center) measurements and this measurement is made based on the method set by Epson. Please note, each manufacturer measures Light Output (Center) independently according to their own methods and therefore it is recommended to refer to Color Light Output measured in accordance with IDMS 15.4 and White Light Output measured in accordance with ISO 21118 when selecting and comparing projectors.

³ These modes and actual data throughputs depend on supported wireless mode of source devices and/or environment conditions.

⁴ When used in the general office environment (the amount of floating dust: 0.04 - 0.2 mg/m³). Based on the Epson's in-house test results.

SPECIFICATIONS

MODEL NUMBER	EB-L730U	EB-L630SU
SKU Number	V11HA25056	V11HA29056
Projection Technology	RGB liquid crystal shutter projection system (3LCD)	
Specifications of Main Parts		
LCD	Size	0.67" (C2 Fine)
	Resolution	WXGA
Aspect Ratio	Aspect Ratio	16:10
	Type	Optical Zoom (Manual) / Focus (Manual)
Projection Lens	F-Number	1.50 - 1.70
	Focal Length	20 - 31.8 mm
Zoom Ratio	Zoom Ratio	1.0 - 1.60
	Throw Ratio	1.35 - 2.20 (Wide - Tele)
Lightsource	Type	Laser Diode
	Life	20,000 hours (Normal) / 30,000 hours (Extended)
Screen Size (Projected Distance)		
Zoom: Wide	50" - 500" [1.44 - 14.76 m]	50" - 200" [0.85 - 3.49 m]
Zoom: Tele	50" - 500" [2.35 - 23.84 m]	N/A
Brightness¹		
White Light Output (Normal / Extended)	7,000lm / 4,900lm	6,000lm / 4,200lm
Colour Light Output (Normal)	7,000lm	6,000lm
Light Output (Center) ²	7,400lm	6,300lm
Contrast Ratio		
Over 2,500,000:1		
Internal Speaker(s)		
Sound Output	10W Monaural	
Keystone Correction		
Projection Orientation	360° Free	
Vertical / Horizontal	±30° / ±30°	
Connectivity		
Analog RGB Input	D-Sub 15Pin	2
Digital Input	HDMI	2 (HDCP 2.3)
	HDBaseT	1 (HDCP 2.3)
Audio Input	Stereo Mini Jack	2
USB Input	USB Type A	2 (Port1 for PC Free, Firmware Update, Copy OSD Settings; Port2 for 5V/2A power supply only, no USB function)
	USB Type B	1 (For Mouse, Keyboard, Control, Firmware Update)
Control I/O	RS-232C	D-Sub 9pin x 1
Analog Video Output	D-Sub 15Pin	1
Digital Video Output	HDMI	1 (HDCP 2.3)
Audio Output	Stereo Mini Jack	1
Network	Wired LAN	RJ45 x 1 (100Mbps)
	Wireless	Built-in
Wireless LAN (In-Built) and Screen Mirroring		
Supported Speed for Each mode	Infrastructure: IEEE 802.11b (2.4GHz): 11 Mbps ³ , IEEE 802.11g (2.4GHz): 54 Mbps ³ , IEEE 802.11n (2.4GHz): 72.2 Mbps ³ , IEEE 802.11a (5GHz): 54 Mbps ³ , IEEE 802.11n (5GHz): 150 Mbps ³ , IEEE 802.11ac (5GHz): 325 Mbps ³ Access Point (Wi-Fi Direct): IEEE 802.11g (2.4GHz): 54 Mbps ³ , IEEE 802.11n (2.4GHz): 72.2 Mbps ³ , IEEE 802.11a (5GHz): 54 Mbps ³ , IEEE 802.11n (5GHz): 150 Mbps ³ , IEEE 802.11ac (5GHz): 325 Mbps ³	
Supported Mode	Infrastructure, Access Point (Wi-Fi Direct)	
Supported Security Type	Infrastructure: OPEN (WPA2/WPA3-PSK/ WPA2/WPA3-EAP) Supported EAP Type: PEAP, PEAP-TLS, EAP-TLS, EAP-Fast Access Point (Wi-Fi Direct): WPA2-PSK (AES)	
Wireless LAN (Using Optional ELPAP11)		
Supported Speed for Each mode	Access Point (Wi-Fi Direct): IEEE 802.11g (2.4GHz): 54 Mbps ³ , IEEE 802.11n (2.4GHz): 72.2 Mbps ³ , IEEE 802.11a (5GHz): 54 Mbps ³ , IEEE 802.11n (5GHz): 150.0 Mbps ³ , IEEE 802.11ac (5GHz): 325Mbps ³ Access Point (Wi-Fi Direct)	
Supported Mode	Access Point (Wi-Fi Direct): WPA2-PSK (AES)	
Supported Security Type	Access Point (Wi-Fi Direct): WPA2-PSK (AES)	
Operating Temperature		
Single Use	Low Altitude (0 - 2,286m/7,500ft): 0 - 45 °C <32 - 113 °F> High Altitude (Over 2,286m/7,500ft to 3,048m/10,000ft): 0 - 40 °C <32 - 104 °F> 20% - 80% Humidity, No Condensation	
Multi-projection Use	Low Altitude (0 - 2,286m/7,500ft): 0 - 40 °C <32 - 104 °F> High Altitude (Over 2,286m/7,500ft to 3,048m/10,000ft): 0 - 35 °C <32 - 95 °F> 20% - 80% Humidity, No Condensation	
Over 1,500m/4,921ft with High Altitude Mode: 0 - 3,048m (0 -10,000ft)		
Operating Altitude		
Direct Power On / Off	Yes	
Start-Up Period	8 seconds (Epson Logo); Warm-up Period: 30 sec	
Quick Start-Up	Less than 5 seconds (Display)	
Cool Down Period	Instant Off	
Air Filter	Type	Electrostatic Filter
	Maintenance Cycle ⁴	20,000 hours (Normal) / 30,000 hours (Extended)
Power Supply Voltage		
100 - 240 V AC ±10%, 50/60 Hz		
Power Consumption (220 - 240V)		
Laser Diode On (Normal / Extended)	345 W / 258W	
Standby (Normal / Eco)	2.0W / 0.3W	
Dimension Excluding Feet (D X W X H)		
304 x 440 x 122 mm		
Weight	Approx. 8.4kg	Approx. 8.4kg
Fan Noise (Normal / Eco)		
38dB / 27dB		

Supplied Accessories

Power Cable: 3m
HDMI Cable: 1.8m
Remote Control: Yes, with Alkaline AA Battery
Cable cover
User Guide

Optional Accessories

Air Filter: ELPAP56
HDBaseT Transmitter: ELPHD02
Safety Wire Set: ELPWR01

EB-L730U



EB-L630SU



©2022 Epson India Pvt. Ltd. All Rights Reserved. Reproduction in part or in whole, without the written permission from Epson, is strictly prohibited.

EPSON and EXCEED YOUR VISION are registered trademarks of Seiko Epson Corporation.

All other product names and other company names used herein are for identification purposes only and are the trademarks or registered trademarks of their respective owners.

Epson disclaims any and all rights in those marks. Projected images shown herein are simulations. The actual product design and contents may vary. Specifications are subject to change without notice and may vary between countries. Please check with local Epson offices for more information.

Apple, iPad and iPhone are trademarks of Apple Inc., registered in the U.S. and other countries. App Store is a service mark of Apple Inc.

Android is a trademark of Google Inc.

Dealer's Stamp

Information correct at time of printing.
Printed January 2023

EPSON INDIA PVT. LTD.

12th Floor, The Millenia, Tower A, No.1,
Murphy Road, Ulsoor, Bangalore – 560 008.
Tel: 080 4566 5000 Fax: 080 4566 5005

Regional Offices:

Ahmedabad 4037 0075, Chennai 3967 7500, Ernakulam 4012 315, Coimbatore 99620 00969
Hyderabad 4857 0032, Jaipur 0141 4923119, Kolkata 4603 4714/15/29/30, Mumbai 3079 8200
New Delhi 4107 3101, 4752 2414, 4226 3483, 4215 1033, Pune 3028 6000.



Epson Helpline: For product info or service- 1800 425 0011
For service - 1800 123 001 600 or 1860 3000 1600 (9 am - 6 pm) (Mon - Sat)
Email: projector@eid.epson.co.in

www.epson.co.in

Dealer's Stamp